

PROJECT: RESIDENTIAL DEVELOPMENT.



ARCHITECT:



Providenciales
Turks & Caicos Islands, B.W.I.
Cell: (649) 246-2583
Cell: (649) 342-4272
dameko.dean@gmail.com
Facebook: Conceptual Arch.&Des.

CLIENT/LOCATION:

RENALD JULIEN

THE BIGHT & THOMAS STUBBS,
PROVIDENCIALES
60807/96

The design, ideas, arrangements, and plans shown on this drawing are owned by and the property of Conceptual Architecture & Design. None of such ideas, designs, arrangements, or plans shall be used by or disclosed to any person, firm or corporation for any purpose without the written permission of Conceptual Architecture & Design. Written dimensions on the drawing shall take precedence over scaled dimensions.

Contractors shall verify and be responsible for all dimensions and conditions on the job and this office must be notified of any variations from the dimensions and conditions indicated.




REVISIONS		
No.	Description	Date

Consultant
 Address
 Phone
 Fax
 e-mail
 Consultant
 Address
 Phone
 Fax
 e-mail

RENALD JULIEN
 THE BIGHT & THOMAS STUBBS, PROVIDENCIALES
 60807196
VISUALIZATION

Providenciales, Islands B.W.I.
 Cell: (649) 246-2583
 Fax: (649) 346-4272
 Email: renald@julien.com
 Facebook: [JulienADes](https://www.facebook.com/JulienADes)



Drawn by **DAMEKO DEAN**
 Checked by **DAMEKO DEAN**
 Date: **OCTOBER 2022**
 Scale:
 Sheet Number
 Project number:

The design, ideas, arrangements, and plans shown on this drawing are owned by and the property of Conceptual Architecture & Design. When dimensions on this drawing do not correspond to any particular item or component of any particular arrangement, the dimensions and conditions on this drawing shall prevail over any particular item or component of any particular arrangement. Conceptual Architecture & Design is not responsible for any errors or omissions on this drawing. © 2022 Conceptual Architecture & Design. All rights reserved. No part of this drawing may be reproduced or transmitted in any form or by any means, electronic, mechanical, photocopying, recording, or by any information storage and retrieval system, without the prior written permission of Conceptual Architecture & Design.




REVISIONS		
No.	Description	Date

Consultant
Address
Phone
Fax
e-mail
Consultant
Address
Phone
Fax
e-mail

RENALD JULIEN
THE BIGHT & THOMAS STUBBS, PROVIDENCIALES
60807196
VISUALIZATION

Providenciales Islands B.V.L.
Cell: (649) 242-2583
Cell: (649) 342-4272
Email: renald@julien.com
Facebook: [Facebook](https://www.facebook.com/renaldjulien) Conceptual Arch ADms



Drawn by **DAMEKO DEAN**
Checked by **DAMEKO DEAN**
Date: **OCTOBER 2022**
Scale:
Sheet Number
Project number:

The design, ideas, arrangements, and plans shown on this drawing are owned by and the property of Conceptual Architecture & Design. When dimensions on the drawing do not correspond to the actual dimensions, the dimensions on the drawing shall prevail. The client is responsible for all dimensions and conditions on the drawing and the client must be notified of any variations from the dimensions and conditions on the drawing.




REVISIONS		
No.	Description	Date

Consultant
Address
Phone
Fax
e-mail
Consultant
Address
Phone
Fax
e-mail

RENALD JULIEN
THE BIGHT & THOMAS STUBBS, PROVIDENCIALES
60807196
VISUALIZATION

Providenciales Islands B.V.L.
Cell: (649) 242-2583
Cell: (649) 342-4272
Email: renald@providenciales.com
Facebook: [Conceptual Arch ADms](https://www.facebook.com/ConceptualArchADms)



Drawn by **DAMEKO DEAN**
Checked by **DAMEKO DEAN**
Date: **OCTOBER 2022**
Scale:
Sheet Number
Project number:

The design, ideas, arrangements, and plans shown on this drawing are owned by and the property of Conceptual Architecture & Design. When dimensions on this drawing do not correspond to the actual dimensions, the dimensions on this drawing shall prevail. The client is responsible for all dimensions and conditions on this drawing and the client must be notified of any variations from the dimensions and conditions on this drawing.




REVISIONS		
No.	Description	Date

Consultant
Address
Phone
Fax
e-mail
Consultant
Address
Phone
Fax
e-mail

RENALD JULIEN
THE BIGHT & THOMAS STUBBS, PROVIDENCIALES
60807196
VISUALIZATION

Providenciales Islands B.V.L.
Cell: (649) 246-2583
Cell: (649) 346-4272
www.renaldejulien.com
Facebook: RenaldJulienArchADms



Drawn by **DAMEKO DEAN**
Checked by **DAMEKO DEAN**
Date: **OCTOBER 2022**
Scale:
Sheet Number
Project number:

The design, ideas, arrangements, and plans shown on this drawing are owned by and the property of Renald Julien Architectural Design. When dimensions on this drawing are given, they shall prevail over verbal dimensions. Contractors shall verify and be responsible for all dimensions and conditions on site and the client must be notified of any variations from the dimensions and conditions on site.

ABBREVIATIONS


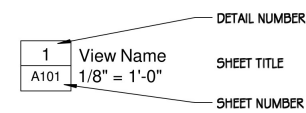
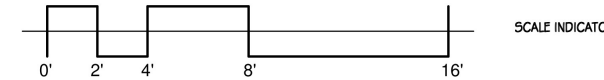
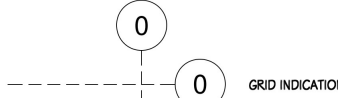
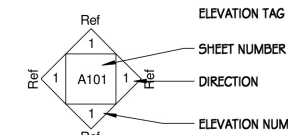
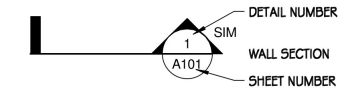
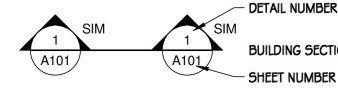
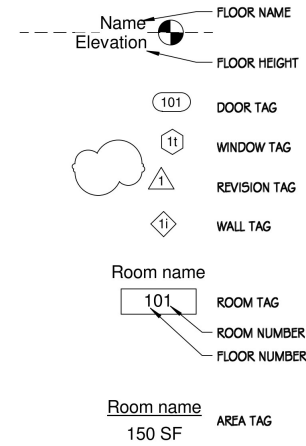
AL	ALUMINUM	INT.	INTERIOR
APPROX.	APPROXIMATE	INSUL.	INSULATION
ARCH.	ARCHITECTURAL, ARCHITECT	JT.	JOINT
AVG.	AVERAGE	LB.	POUND
BD.	BOARD	LP.	LOW POINT
B.O.B	BOTTOM OF BEAM	MAX.	MAXIMUM
B.O.C.	BOTTOM OF CEILING	MECH.	MECHANICAL
BOTT.	BOTTOM	MEMB.	MEMBRANE
CEM PLS.	CEMENT PLASTER	MET.	METAL
CCTV	CLOSED CIRCUIT TELEVISION	MANF.	MANUFACTURE
CLG.	CEILING	MIN.	MINIMUM
CMU	CONCRETE MASONRY UNIT	MISC.	MISCELLANEOUS
CO.	CASED OPENING		
COL.	COLUMN	MAT.	MATERIAL
CONT.	CONTINUOUS	NIC.	NOT IN CONTRACT
DIA.	DIAMETER	NO.	NUMBER
DIM.	DIMENSION	NTS.	NOT TO SCALE
DN.	DOWN	PLS LAM.	PLASTIC LAMINATE
DBL.	DOUBLE	PL.	PLATE
DWG.	DRAWING	PLYWD.	PLYWOOD
EA	EACH	PREFAB.	PRE FABRICATED
ELEV.	ELEVATION	PVC.	POLYVINYL CHLORIDE PIPE
ELEC.	ELECTRICAL	R.	RADIUS
EMERG.	EMERGENCY	REQ.	REQUIRED.
EQPT.	EQUIPMENT	REINF.	REINFORCEMENT
EQ.	EQUAL	SIM.	SIMILAR
EXH.	EXHAUST	SHT.	SHEET
EXIST.	EXISTING	SPEC.	SPECIFICATION
E.J.	EXPANSION JOINT	S.S.	STAINLESS STEEL
E.W.	EACH WAY	SUSP.	SUSPEND, SUSPENDED
EWC.	ELECTRIC WATER COOLER	SYS.	SYSTEM
FD.	FLOOR DRAIN	TEMP.	TEMPERATURE
FIN.	FINISH	T&G.	TOUNGE AND GROOVE
FL.	FLOOR	T.O.B.	TOP OF BEAM
FT.	FOOT	T.O.C.	TOP OF COUNTER
FTG.	FOOTING	T.O.S.	TOP OF SLAB
GA.	GUAGE	T.O.P.	TOP OF PARAPET
GALV.	GALVANIZED	T.O.W.	TOP OF WALL
GC.	GENERAL CONTRACTOR	TYP.	TYPICAL
GL.	GLASS	U.O.N.	UNLESS OTHERWISE NOTED
GYP.	GYP SUM	VERT.	VERTICAL
HC.	HOLLOW CORE	W.	WITH
HDW.	HARDWARE	WO.	WITHOUT
HM.	HOLLOW METAL	WO.	WOOD
HORZ.	HORIZONTAL	WWF.	WELDED WIRE FABRIC
HP.	HIGH POINT	WL.	WATER LEVEL
INT.	INTERIOR		

ABBREVIATIONS
1/4" = 1'-0"

WALL LEGEND

	8" POURED CONCRETE WALL (SEE REINFORCEMENT DETAILS)
	8" CMU BLOCK W/ 1-1/2" METAL FURRING & 1/2" G.W.B W/ #5 REBARS @ 32" O.C.
	8" CMU BLOCK W/ #5 REBARS @ 32" O.C.
	5-1/2" WOOD STUD PARTITION @ 16" O.C. W/ 5/8" GYP. BD. AT EACH SIDE
	3-5/8" METAL STUD PARTITION 25 GA. W/ DBL 5/8" GYP. BD. AT EACH SIDE
	3-5/8" METAL STUD PARTITION 25 GA. W/ 5/8" GYP. BD. AT EACH SIDE AND BATT SOUND INSULATION
	1-5/8" METAL STUD PARTITION 25 GA. W/ 5/8" GYP. BD. AT EACH SIDE

WALL LEGEND
1/2" = 1'-0"



SYMBOL LEGEND
1" = 1'-0"



REVISIONS		
No.	Description	Date

Consultant
Address
Phone
Fax
e-mail
Consultant
Address
Phone
Fax
e-mail


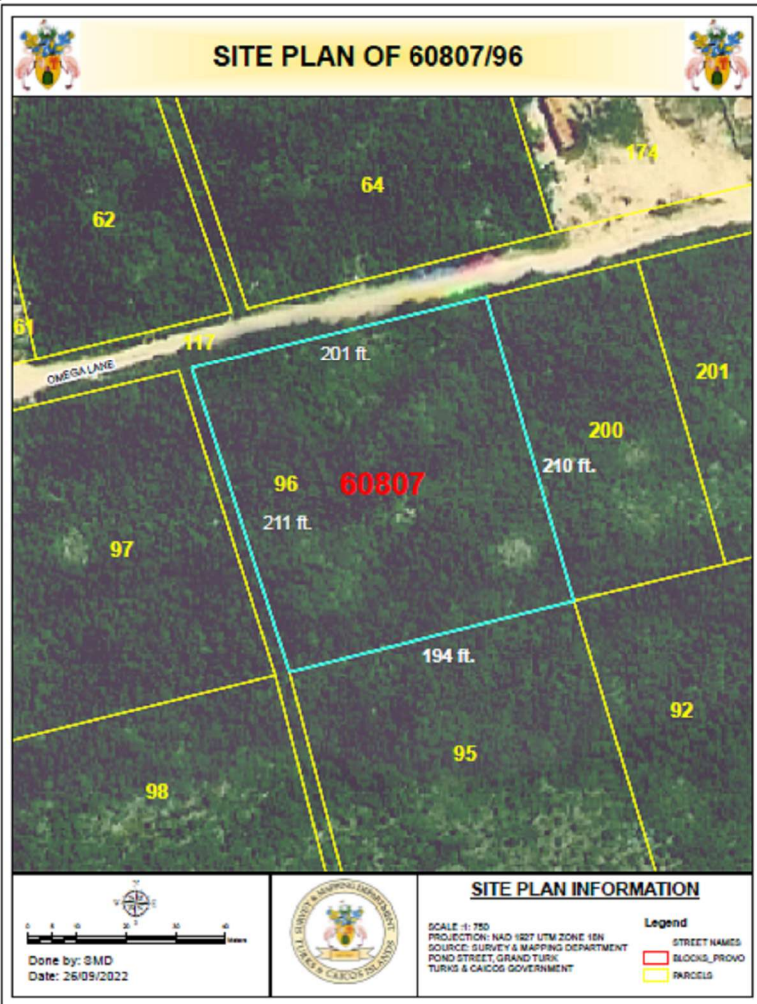
RENALD JULIEN
THE BIGHT & THOMAS STUBBS, PROVIDENCIALES
60807/196
NOTES

Providenciales Islands B.V.L.
Cell: (649) 246-2583
Cell: (649) 346-4272
www.thebightandthomasstubbs.com
Facebook: Conceptual Arch ADms

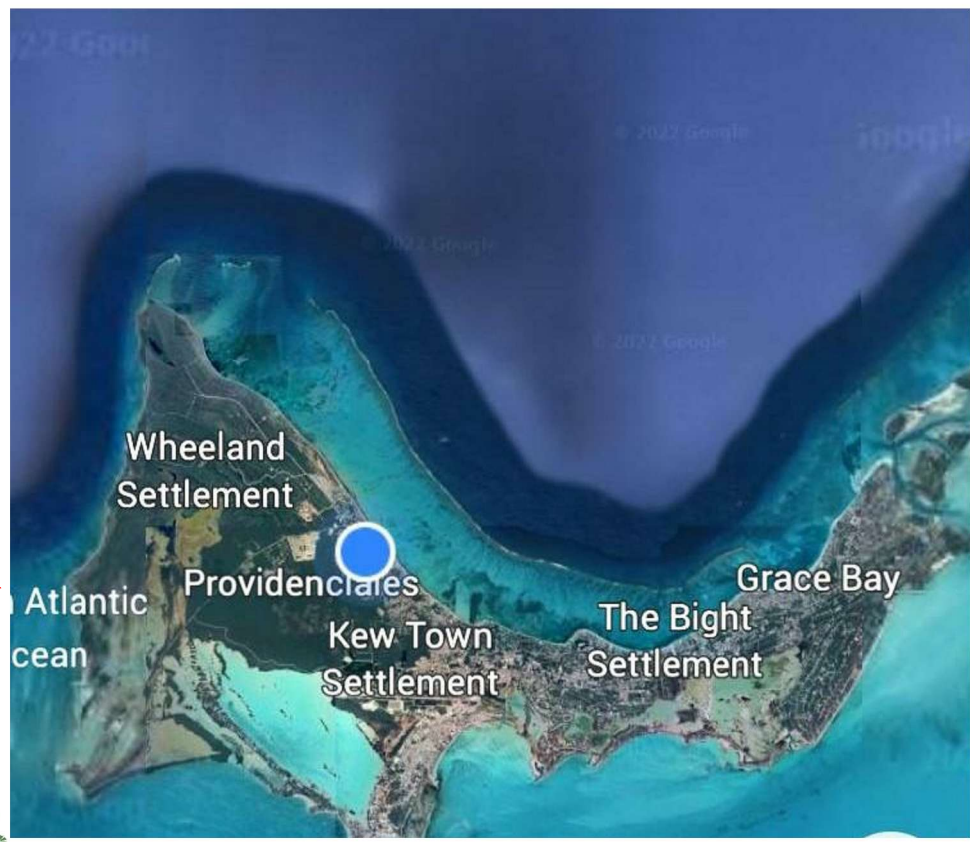


Drawn by DAMEKO DEAN
Checked by DAMEKO DEAN
Date: OCTOBER 2022
Scale:
Sheet Number
Project number:

The design, ideas, arrangements, and plans shown on this drawing are owned by and the property of Conceptual Architecture & Design. When dimensions on the drawing do not match the labels, the dimensions on the drawing shall prevail. The client is responsible for all dimensions and conditions on the drawing and the client shall be notified of any conflicts from the dimensions and conditions on the drawing.




RENALD JULIEN
60807/96
THE BIGHT & THOMAS STUBBS,
PROVIDENCIALES



SITE PLAN

ARCHITECTURAL DRAWING LIST

- TITLE PAGE
- 3D VISUALIZATION
- NOTE
- SITE PLAN
- SITE DETAIL
- FLOOR PLANS
- ELEVATIONS
- SECTIONS
- ELECTRICAL DRAWING
- PLUMBING DRAWING
- DETAILS
- SCHEDULES
- FOUNDATION
- FOUNDATION DETAIL




REVISIONS		
No.	Description	Date

Consultant
Address
Phone
Fax
e-mail
Consultant
Address
Phone
Fax
e-mail

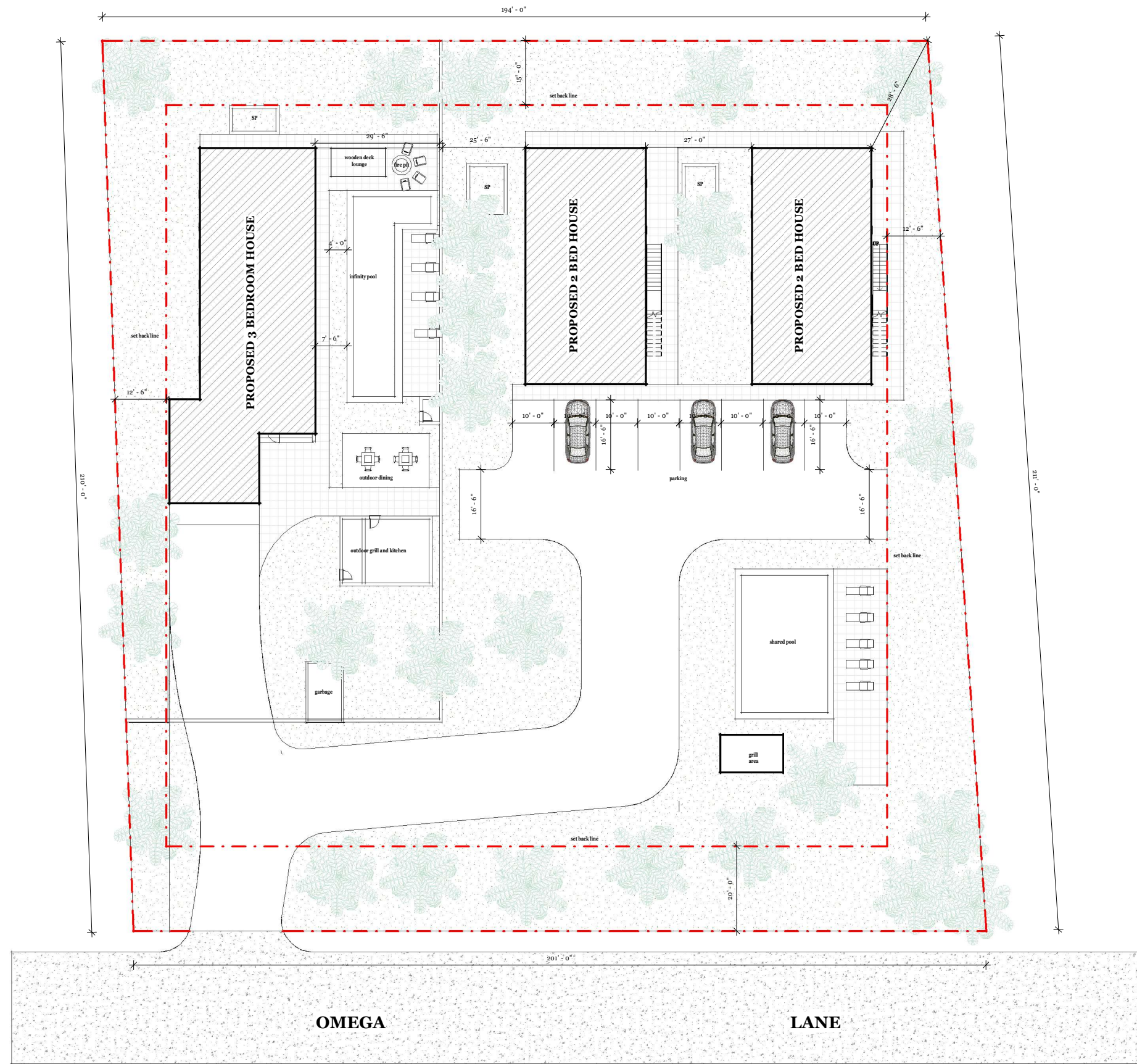
RENALD JULIEN
THE BIGHT & THOMAS STUBBS, PROVIDENCIALES
60807/96
SITE PLAN

Providenciales, Turks & Caicos Islands, B.W.I.
Cell: (649) 246-2583
Cell: (649) 346-4272
Email: renald@julien.com
Facebook: [Facebook: Renald Julien Arch ADms](https://www.facebook.com/renaldjulien)



Drawn by: DAMEKO DEAN
Checked by: DAMEKO DEAN
Date: OCTOBER, 2022
Scale:
Sheet Number
01
Project number:

The design, ideas, arrangements, and plans shown on this drawing are owned by and the property of Renald Julien Architects & Planners. When incorporated in any project, their reproduction or any part thereof, without the written permission of Renald Julien Architects & Planners, is prohibited. Contractors shall verify and be responsible for all dimensions and conditions on the ground and the client shall be notified of any variations from the dimensions and conditions on the ground.




REVISIONS		
No.	Description	Date

Consultant
 Address
 Phone
 Fax
 e-mail
 Consultant
 Address
 Phone
 Fax
 e-mail

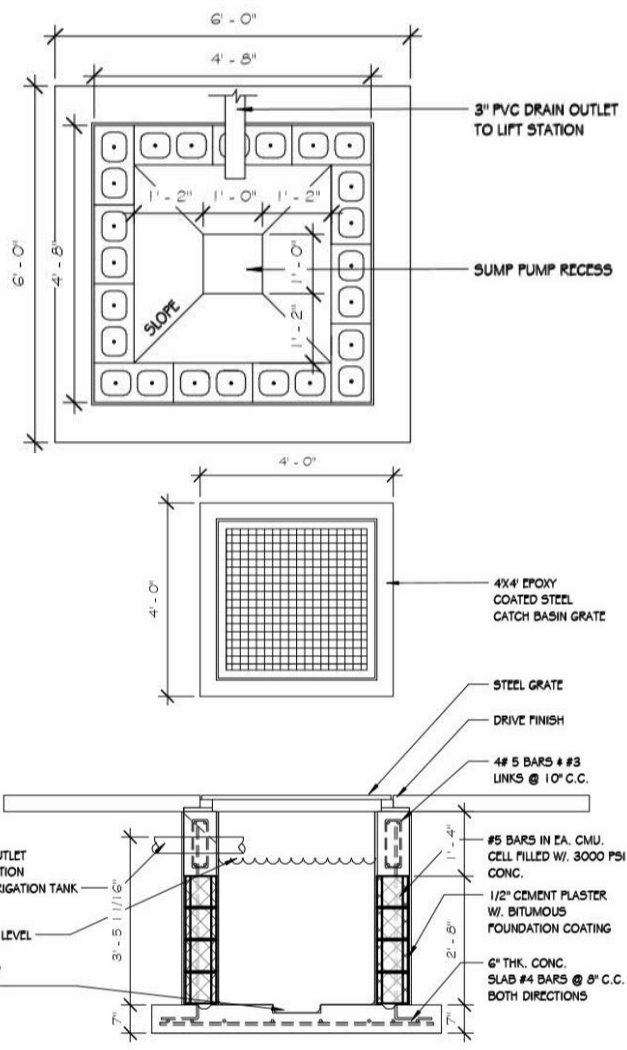
RENALD JULIEN
 THE BIGHT & THOMAS STUBBS, PROVIDENCIALES
 60807196
 SITE PLAN

Providenciales Islands B.V.L.
 Calle (649) 246-2583
 Calle (649) 346-4272
 www.providenciales.com
 Facebook/ConceptualArchADms

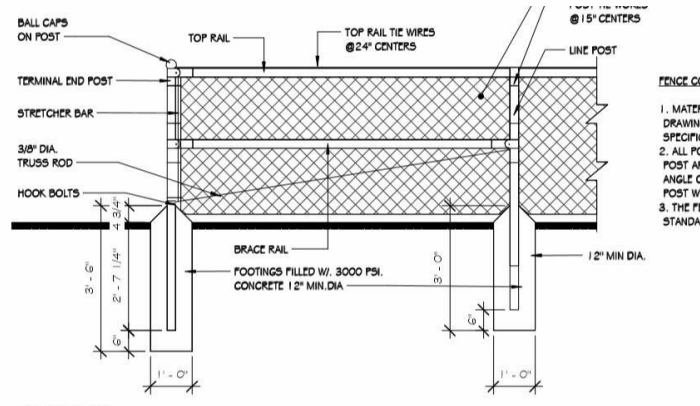


Drawn by DAMEKO DEAN
 Checked by DAMEKO DEAN
 Date: OCTOBER 2022
 Scale:
 Sheet Number
02
 Project number:

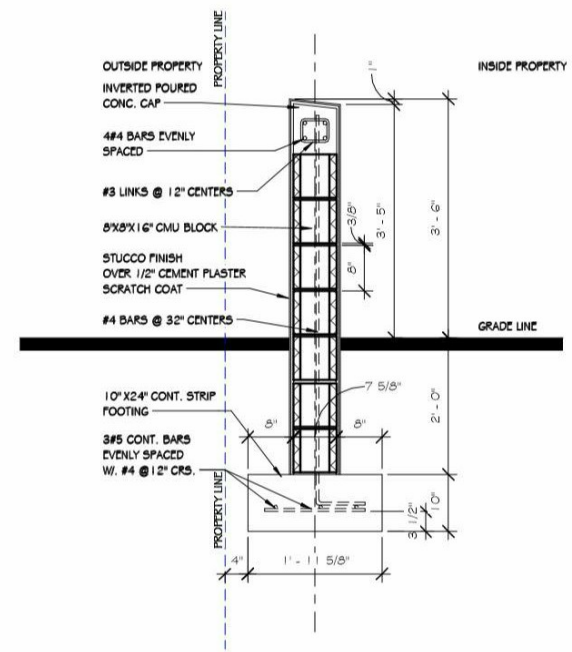
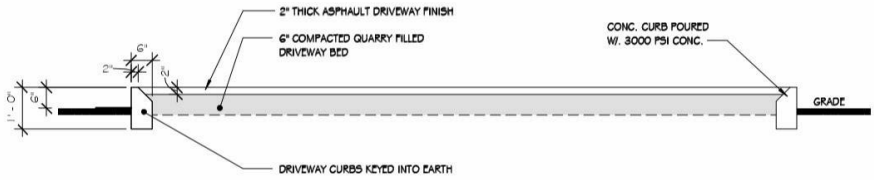
The design, ideas, arrangements, and plans shown on this drawing are owned by and the property of Conceptual Architecture & Design. When dimensions on the drawing do not match, the smaller dimension shall prevail. The client is responsible for all dimensions and conditions on the drawing and the client shall be notified of any conflicts from the dimensions and conditions indicated.



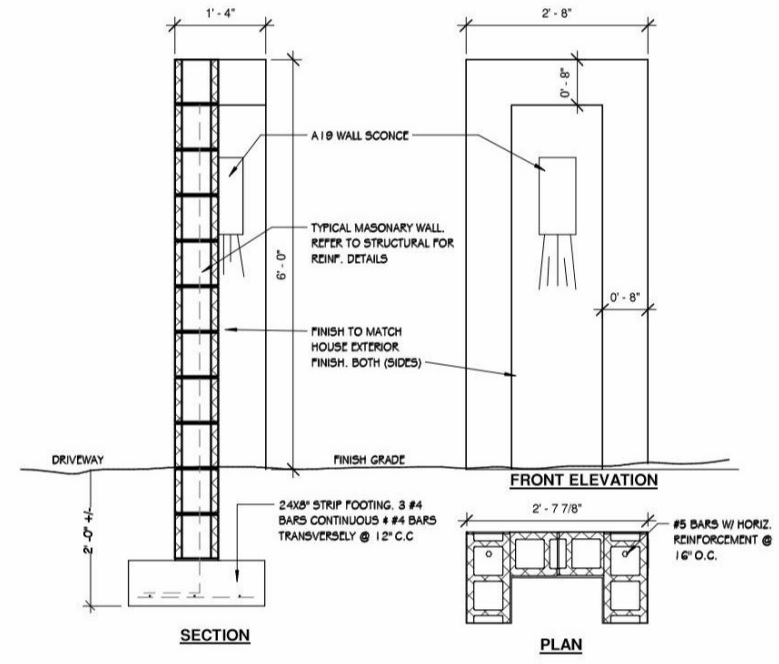
1 CATCH BASIN DETAIL
1/2" = 1'-0"



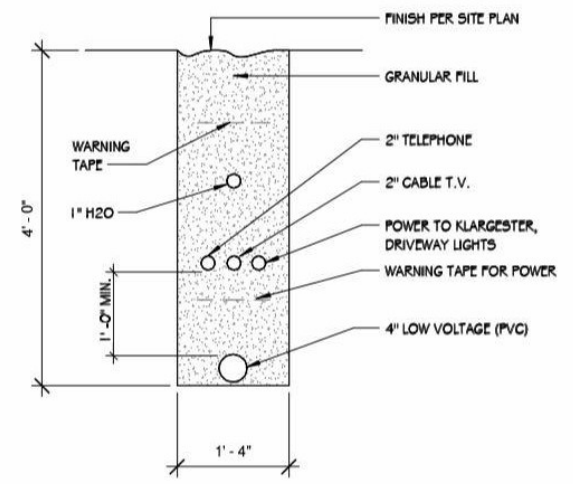
2 FENCE DETAIL
1/2" = 1'-0"



4 TYP BOUNDARY WALL
3/4" = 1'-0"



6 Boundary Wall
3/4" = 1'-0"



5 SERVICE TRENCH
3/4" = 1'-0"




REVISIONS		
No.	Description	Date

Consultant
Address
Phone
Fax
e-mail
Consultant
Address
Phone
Fax
e-mail

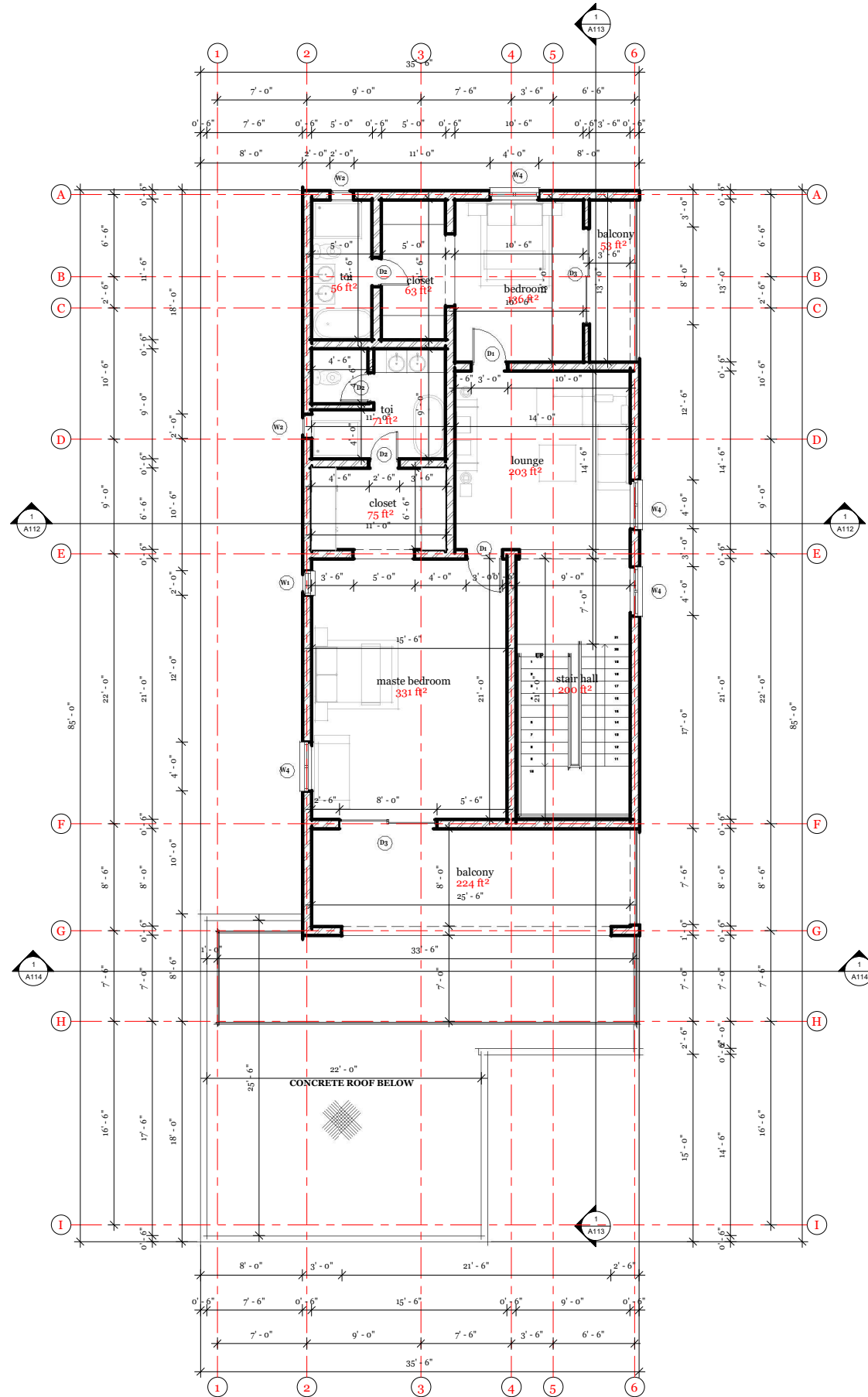
RENEAL JULIEN
THE BIGHT & THOMAS STUBBS, PROVIDENCIALES
60807196
SITE DETAILS

Providenciales Islands B.V.L.
Cell: (649) 246-2583
Cell: (649) 346-4272
Email: renenal@renenal.com
Facebook: [Facebook: Renenal Arch ADms](https://www.facebook.com/renenal.com)



Drawn by DAMEKO DEAN
Checked by DAMEKO DEAN
Date: OCTOBER 2022
Scale:
Sheet Number
03
Project number:

The design, ideas, arrangements, and plans shown on this drawing are owned by and the property of Conceptual Architecture & Design. When dimensions on this drawing are given without the units or units of measurement, the units shall be in millimeters. Contractors shall verify and be responsible for all dimensions and conditions on site and the drawings are voided if any conflict from the dimensions and conditions on site.



SECOND FLOOR PLAN

3 BEDROOM

1810.07SQ FT



REVISIONS		
No.	Description	Date

Consultant
Address
Phone
Fax
e-mail
Consultant
Address
Phone
Fax
e-mail

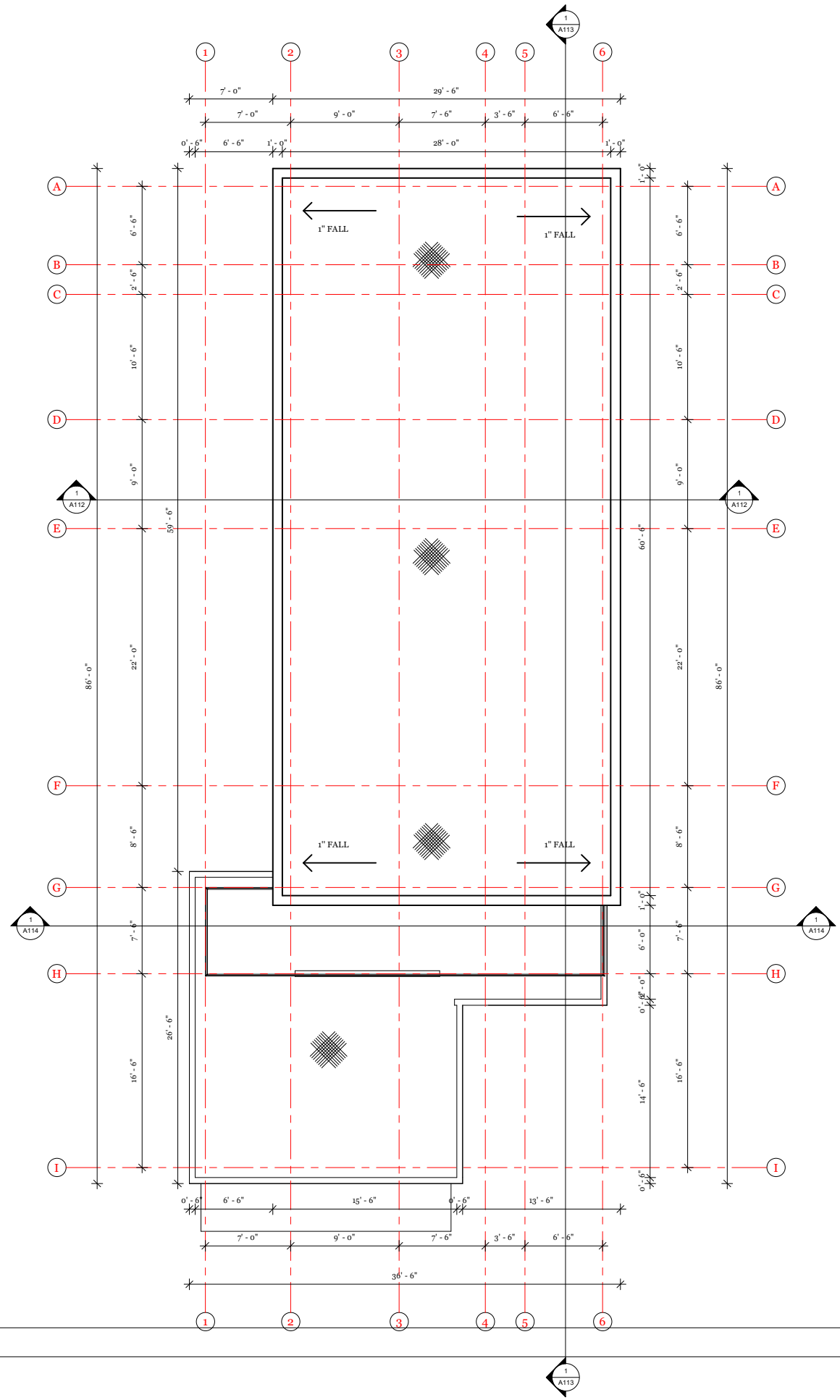
RENALD JULIEN
THE BIGHT & THOMAS STUBBS, PROVIDENCIALES
60807/96
FLOOR PLAN

Providenciales Islands B.V.
Calle (649) 246-2583
Calle (649) 346-4272
www.raleul.com
Facebook/ConceptualArchADes



Drawn by DAMEKO DEAN
Checked by DAMEKO DEAN
Date: OCTOBER 2022
Scale:
Sheet Number
05
Project number:

The design, ideas, arrangements, and plans shown on this drawing are owned by and the property of Conceptual Architecture & Design. When dimensions on this drawing differ from those indicated on any other drawing, the dimensions on this drawing shall prevail. The designer shall not be held responsible for dimensions and conditions on this and the other drawings and all dimensions and conditions on this drawing shall prevail. All dimensions are given in feet and inches and shall be rounded up to the nearest 1/8 inch.



ROOF PLAN



REVISIONS		
No.	Description	Date

Consultant
 Address
 Phone
 Fax
 e-mail
 Consultant
 Address
 Phone
 Fax
 e-mail

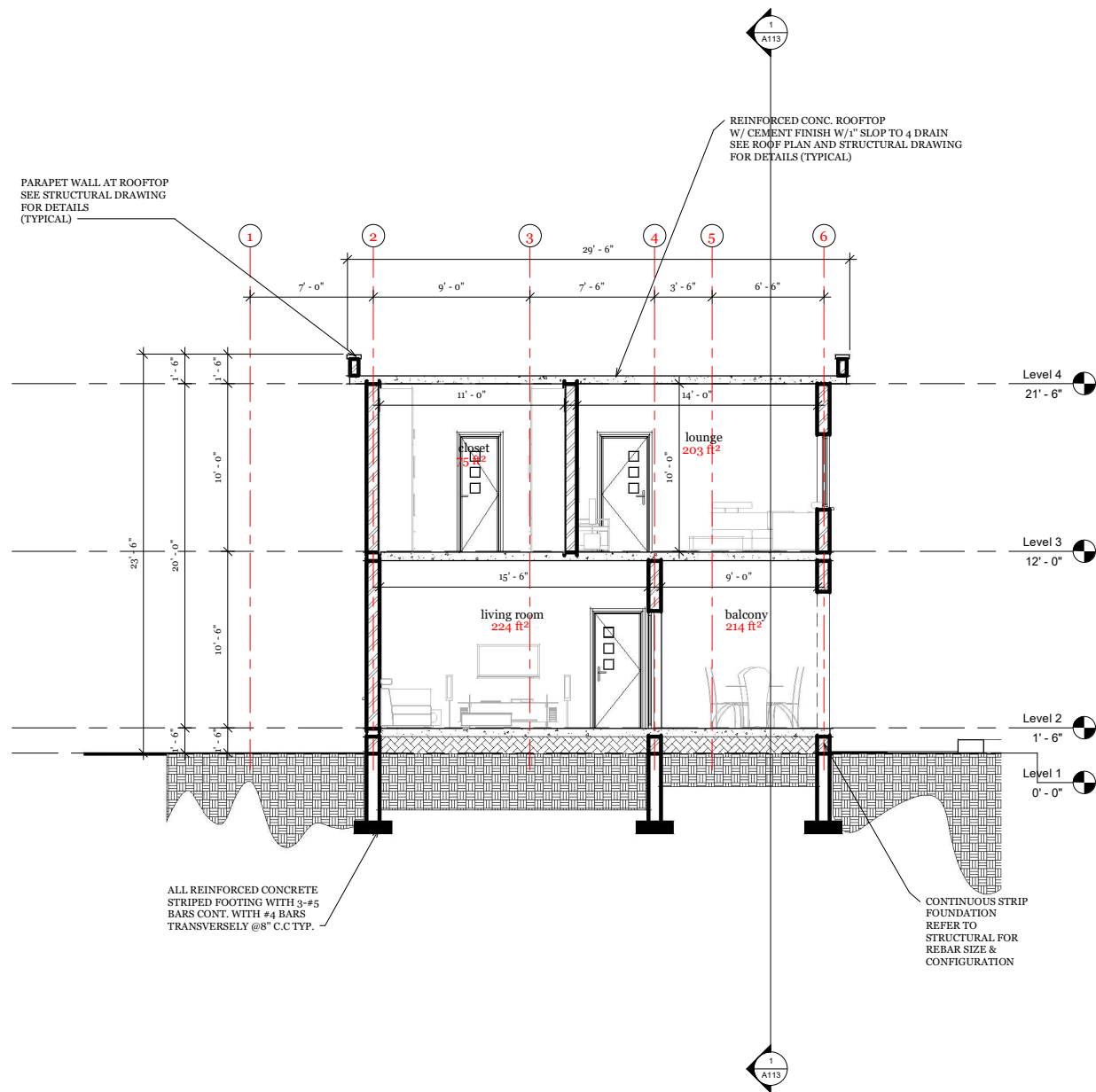
RENALD JULIEN
 THE BIGHT & THOMAS STUBBS, PROVIDENCIALES
 60807/96
ROOF PLAN

Providenciales Islands B.V.I.
 Cell: (649) 246-2583
 Cell: (649) 346-4272
 Email: renald@julien.com
 Facebook: [Facebook: Renald Julien Arch ADs](https://www.facebook.com/renaldjulien)



Drawn by **DAMEKO DEAN**
 Checked by **DAMEKO DEAN**
 Date: **OCTOBER 2022**
 Scale:
 Sheet Number
06
 Project number:

The design, ideas, arrangements, and plans shown on this drawing are owned by and the property of Conceptual Architecture & Design. When dimensions on the drawing do not correspond to the actual dimensions, the dimensions on the drawing shall prevail. The contractor shall verify and be responsible for all dimensions and conditions on the job and the client shall be notified of any variations from the dimensions and conditions indicated.



SECTION A-A

3 BEDROOM DOOR SCHEDULE

TYPE	PROFILE	LOCATION	FLOOR	NO.	TOTAL
D1		Bedrooms, storage, laundry, garage, office	First	05	07
			Second	02	
D2		Bathrooms	First	03	06
			Second	03	
D3		Balcony	First	01	03
			Second	02	
D4		Entrance	First	01	01
			Second		



REVISIONS		
No.	Description	Date

Consultant
Address
Phone
Fax
e-mail
Consultant
Address
Phone
Fax
e-mail

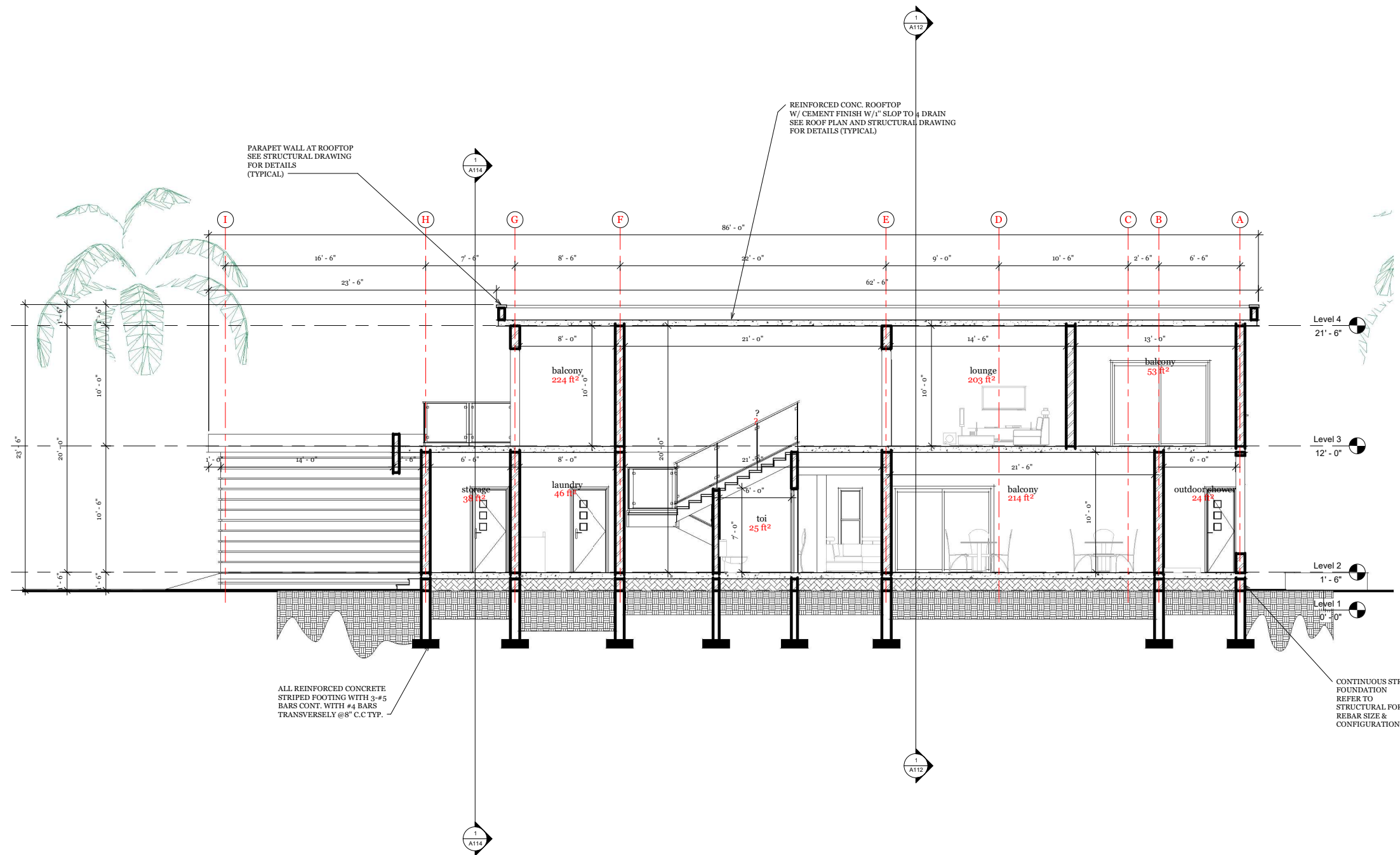
REINALD JULIEN
THE BIGHT & THOMAS STUBBS, PROVIDENCIALES
60807/96
SECTION

Providenciales Islands B.V.L.
Cell: (649) 246-2583
Cell: (649) 346-4272
Email: reinald@reinald.com
Facebook: Reinald Julien Arch ADms



Drawn by DAMEKO DEAN
Checked by DAMEKO DEAN
Date: OCTOBER, 2022
Scale:
Sheet Number
07
Project number:

The design, ideas, arrangements, and plans shown on this drawing are owned by and the property of Conceptual Architecture & Design. When dimensions are shown, they shall prevail over scaled dimensions. Contractors shall verify and be responsible for all dimensions and conditions on the job and the information be verified if any conflict from the dimensions and conditions on the job.



SECTION B-B



REVISIONS		
No.	Description	Date

Consultant
 Address
 Phone
 Fax
 e-mail
 Consultant
 Address
 Phone
 Fax
 e-mail

RENALD JULIEN
 THE BIGHT & THOMAS STUBBS, PROVIDENCIALES
 60807196
 SECTION

Providenciales Islands B.V.L.
 Calle (649) 246-2583
 Calle (649) 346-4272
 Facebook: Conceptual Arch ADms
 Facebook: Conceptual Arch ADms



Drawn by DAMEKO DEAN
 Checked by DAMEKO DEAN
 Date: OCTOBER 2022
 Scale:
 Sheet Number
 08
 Project number:

The design, ideas, arrangements, and plans shown on this drawing are owned by and the property of Conceptual Architecture & Design. When dimensions on this drawing do not correspond to the actual dimensions, the dimensions on this drawing shall prevail. The contractor shall verify and be responsible for all dimensions and conditions on the job and the drawings are not to be used for any other purpose without the written permission of Conceptual Architecture & Design. When dimensions on this drawing do not correspond to the actual dimensions, the dimensions on this drawing shall prevail. The contractor shall verify and be responsible for all dimensions and conditions on the job and the drawings are not to be used for any other purpose without the written permission of Conceptual Architecture & Design.



REVISIONS		
No.	Description	Date

Consultant
 Address
 Phone
 Fax
 e-mail
 Consultant
 Address
 Phone
 Fax
 e-mail

REINALD JULIEN
 THE BIGHT & THOMAS STUBBS, PROVIDENCIALES
 60807/196
 SECTION

Providenciales Islands B.V.L.
 Calle (649) 246-2583
 Calle (649) 346-4272
 Email: info@providenciales.com
 Facebook: Providenciales Arch ADs

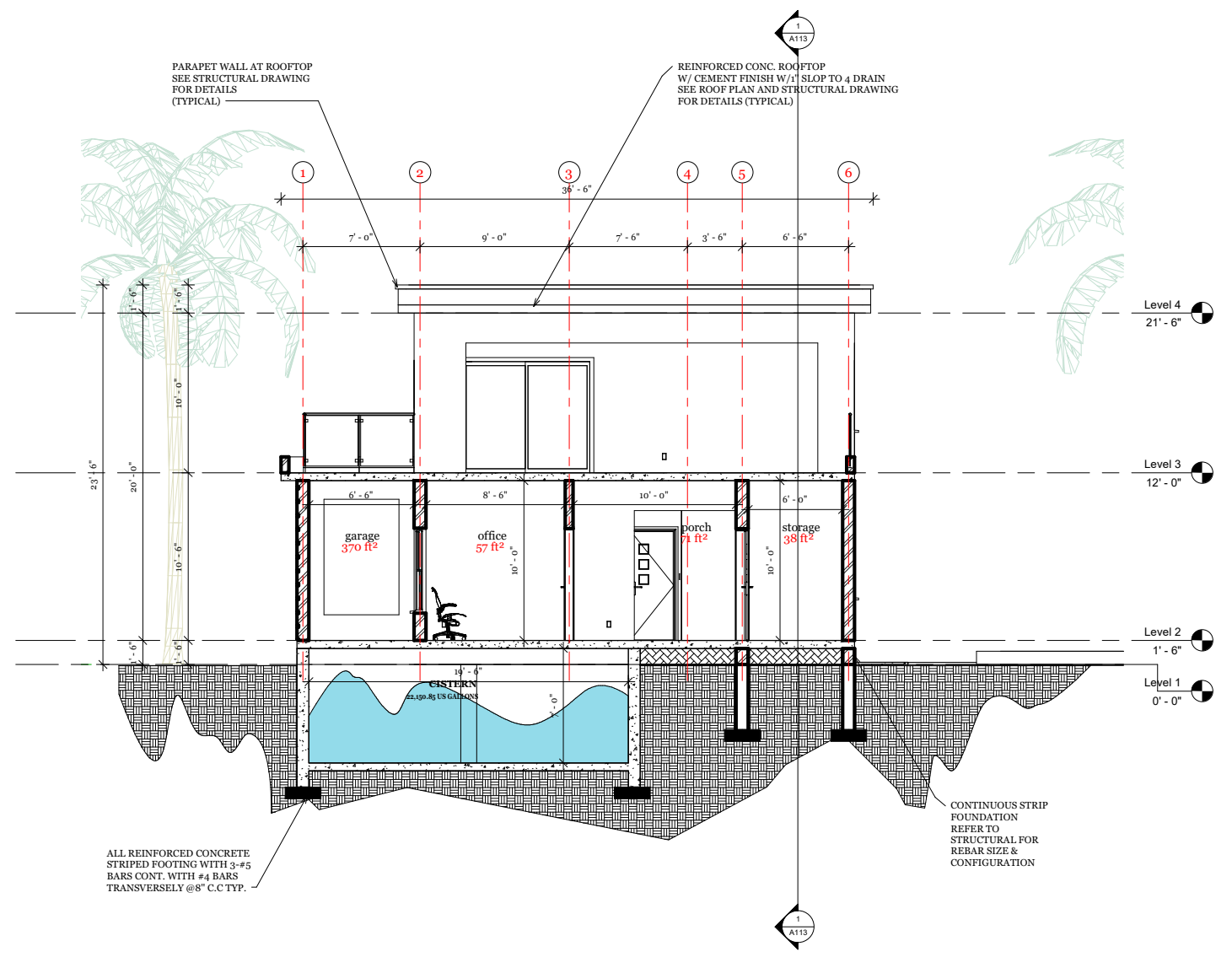


Drawn by **DAMEKO DEAN**
 Checked by **DAMEKO DEAN**
 Date: **OCTOBER 2022**
 Scale:
 Sheet Number **09**
 Project number:

The design, ideas, arrangements, and plans shown on this drawing are owned by and the property of Conceptual Architecture & Design. When dimensions on this drawing do not match those on other drawings, the dimensions on this drawing shall prevail. Conceptual Architecture & Design is not responsible for dimensions and conditions on this drawing and the information is voided if any conflict arises from the dimensions and conditions on this drawing.

3 BEDROOM WINDOW SCHEDULE

TYPE	PROFILE	LOCATION	FLOOR	NO.	TOTAL
W1		bedroom 1 living room master bedroom office	First	04	08
			Second	04	
W2		bathrooms, laundry storage	First	06	08
			Second	02	
W3			First		
			Second		
W4		bedrooms lounge stair hall dining kitchen	First	03	07
			Second	04	



SECTION C-C

PARAPET WALL AT ROOFTOP
 SEE STRUCTURAL DRAWING
 FOR DETAILS (TYPICAL)

REINFORCED CONC. ROOFTOP
 W/ CEMENT FINISH W/ 1" SLOP TO 4 DRAIN
 SEE ROOF PLAN AND STRUCTURAL DRAWING
 FOR DETAILS (TYPICAL)

ALL REINFORCED CONCRETE
 STRIPED FOOTING WITH 3-#5
 BARS CONT. WITH #4 BARS
 TRANSVERSELY @ 8" C.C TYP.

CONTINUOUS STRIP
 FOUNDATION
 REFER TO
 STRUCTURAL FOR
 REBAR SIZE &
 CONFIGURATION



APPROACH VIEW



REVISIONS		
No.	Description	Date

Consultant
 Address
 Phone
 Fax
 e-mail
 Consultant
 Address
 Phone
 Fax
 e-mail

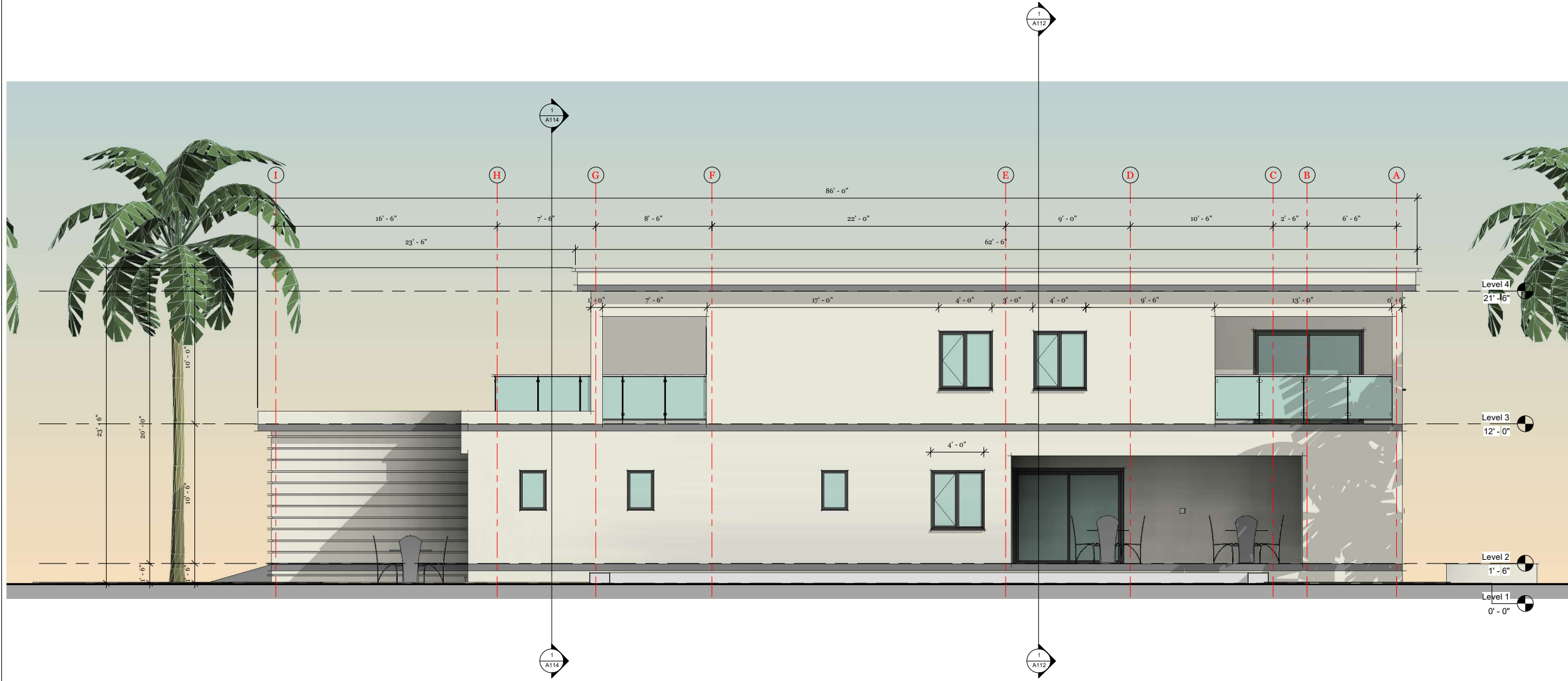
RENALD JULIEN
 THE BIGHT & THOMAS STUBBS, PROVIDENCIALES
 60807/96
 ELEVATION

Providenciales, Islands B.V.L.
 Calle (649) 246-2583
 Calle (649) 346-4272
 Calle (649) 346-4272
 Facebook: Renald Julien Architects
 Facebook: Conceptual Arch ADm



Drawn by DAMEKO DEAN
 Checked by DAMEKO DEAN
 Date: OCTOBER 2022
 Scale:
 Sheet Number
10
 Project number:

The design, ideas, arrangements, and plans shown on this drawing are owned by and the property of Conceptual Architecture & Design. When dimensions on the drawing do not include a unit of measurement, they shall be in meters. All dimensions shall be in meters unless otherwise specified. The design, ideas, arrangements, and plans shown on this drawing are owned by and the property of Conceptual Architecture & Design. When dimensions on the drawing do not include a unit of measurement, they shall be in meters. All dimensions shall be in meters unless otherwise specified.



RIFGT SIDE VIEW




REVISIONS		
No.	Description	Date

Consultant
 Address
 Phone
 Fax
 e-mail
 Consultant
 Address
 Phone
 Fax
 e-mail

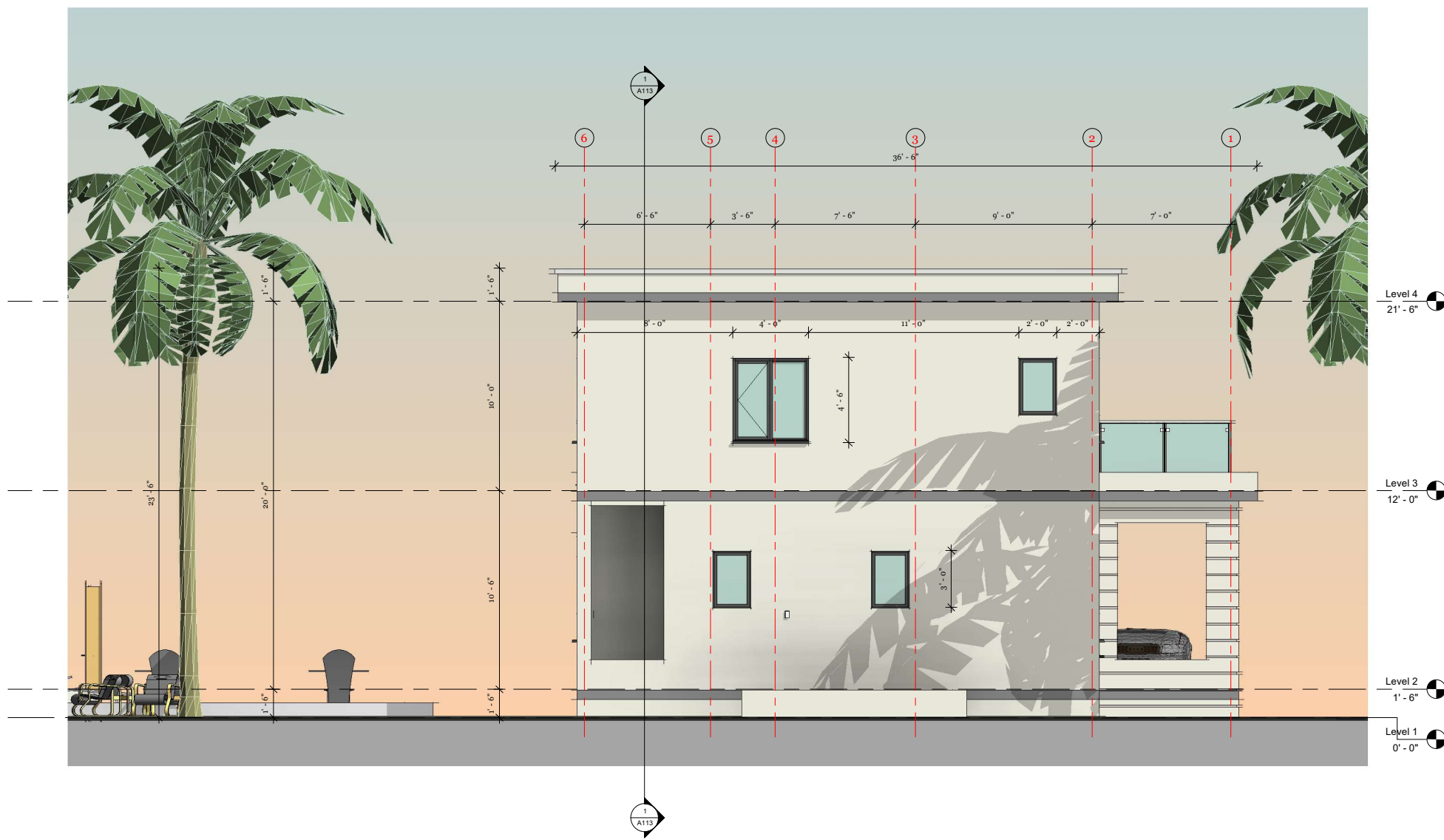
RENALD JULIEN
 THE BIGHT & THOMAS STUBBS, PROVIDENCIALES
 60807/96
 ELEVATION

Providenciales, Islands B.V.L.
 Calle (649) 246-2583
 Calle (649) 346-4272
 Facebook: Conceptual Arch ADm




Drawn by **DAMEKO DEAN**
 Checked by **DAMEKO DEAN**
 Date: **OCTOBER 2022**
 Scale:
 Sheet Number **11**
 Project number:

The design, ideas, arrangements, and plans shown on this drawing are owned by and the property of Conceptual Architecture & Design. When dimensions on this drawing do not correspond to the actual dimensions, the dimensions on this drawing shall prevail. Conceptual Architecture & Design is not responsible for all dimensions and conditions on this drawing and the information is offered as a guide only. The information is offered as a guide only.



REAR VIEW




REVISIONS		
No.	Description	Date

Consultant
Address
Phone
Fax
e-mail
Consultant
Address
Phone
Fax
e-mail

RENALD JULIEN THE BIGHT & THOMAS STUBBS, PROVIDENCIALES 60807196 ELEVATION

Providenciales Islands B.V.L.
Cell: (649) 246-2583
Fax: (649) 346-4272
www.renaldejulien.com
Facebook: RenaldJulienArchADms



Drawn by DAMEKO DEAN
Checked by DAMEKO DEAN
Date: OCTOBER 2022
Scale:
Sheet Number **12**
Project number:

The design, ideas, arrangements, and plans shown on this drawing are owned by and the property of Conceptual Architecture & Design. No part of this design, drawings, or plans shall be used for or distributed to any person, firm, or organization in any form without the written permission of Conceptual Architecture & Design. When dimensions on the drawing do not correspond to the actual dimensions, the dimensions on the drawing shall prevail. Conceptual Architecture & Design is not responsible for all dimensions and conditions on the drawing and the information is subject to any and all changes from the dimensions and conditions indicated.



LEFT SIDE VIEW



REVISIONS		
No.	Description	Date

Consultant
 Address
 Phone
 Fax
 e-mail
 Consultant
 Address
 Phone
 Fax
 e-mail

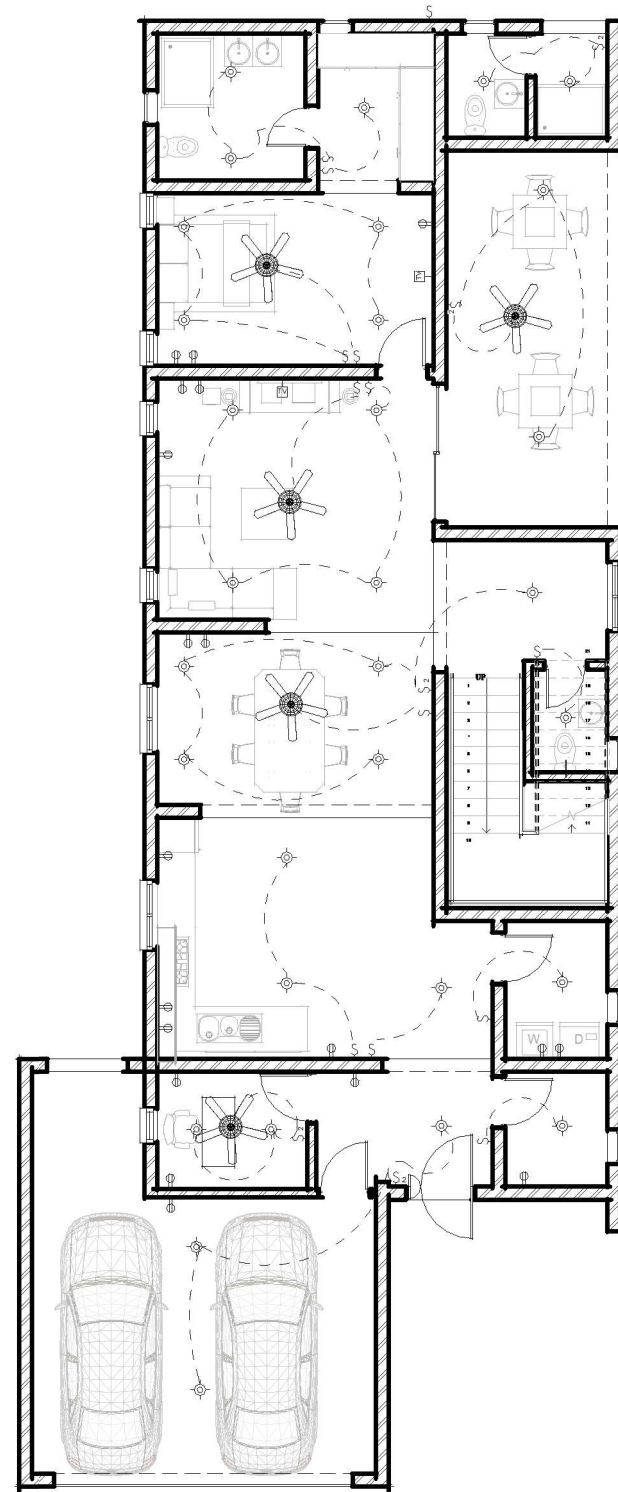
RENALD JULIEN
 THE BIGHT & THOMAS STUBBS, PROVIDENCIALES
 60807/96
 ELEVATION

Providenciales, Islands B.V.L.
 Calle (649) 246-2583
 Calle (649) 346-4272
 Facebook: Conceptual Arch ADms



Drawn by **DAMEKO DEAN**
 Checked by **DAMEKO DEAN**
 Date: **OCTOBER, 2022**
 Scale:
 Sheet Number
13
 Project number:

The design, ideas, arrangements, and plans shown on this drawing are owned by and the property of Conceptual Architecture & Design. When dimensions are shown on this drawing, they shall be used for all purposes. Contractors shall verify and be responsible for all dimensions and conditions on the job and the information be verified if any variations from the dimensions and conditions are noted.



ELECTRICAL LEGEND			
DESCRIPTION	SYMBOL	DESCRIPTION	SYMBOL
CEILING FAN		HEATER	
SURFACE LIGHT		ELECTRICAL PANEL	
RECESSED LIGHT		TV OUTLET	
DOWNLIGHT SPOT		DATA	
DOWNLIGHT		TELEPHONE OUTLET	
UNDERCABINET		RANGE OUTLET	
WALL WASHER		SINGLE DUPLEX	
FLOOR LIGHT		GFI OUTLET	
TRACK LIGHT		QUAD DUPLEX OUTLET	
SPOT LIGHT		SINGLE FLOOR OUTLET	
WALL SCONCE		DUPLEX FLOOR OUTLET	
EXTERIOR SPOT		JUNCTION	
FLOURESCENT LIGHT		PHOTOCELL SWITCH	
EXHAUST/ EXTRACTOR FAN		SINGLE DIMMER	
SMOKE DETECTOR		SINGLE 2-WAY SWITCH	
		SINGLE 3-WAY SWITCH	
		SINGLE 4-WAY SWITCH	
		THERMOSTA	

ELECTRICAL CONTRACTOR TO VERIFY ALL EXISTING SITE CONDITIONS & MAKE ANY NECESSARY ADJUSTMENTS.

SMALLEST WIRE SIZE TO BE 12-2.

ALL WORK SHALL COMPLY WITH THE NATIONAL ELECTRIC CODE & ANY OTHER APPLICABLE REGULATIONS OR CODES, AT THE SITE.

ALL SMOKE DETECTORS TO BE HARD-WIRED TOGETHER WITH BATTERY BACKUP.

CONTRACTOR TO LOCATE PHONE, CABLE, ETC. AS PER OWNER'S SPECIFICATIONS.

FIRST FLOOR ELECTRICAL

3 BEDROOM



REVISIONS		
No.	Description	Date

Consultant
Address
Phone
Fax
e-mail

Consultant
Address
Phone
Fax
e-mail

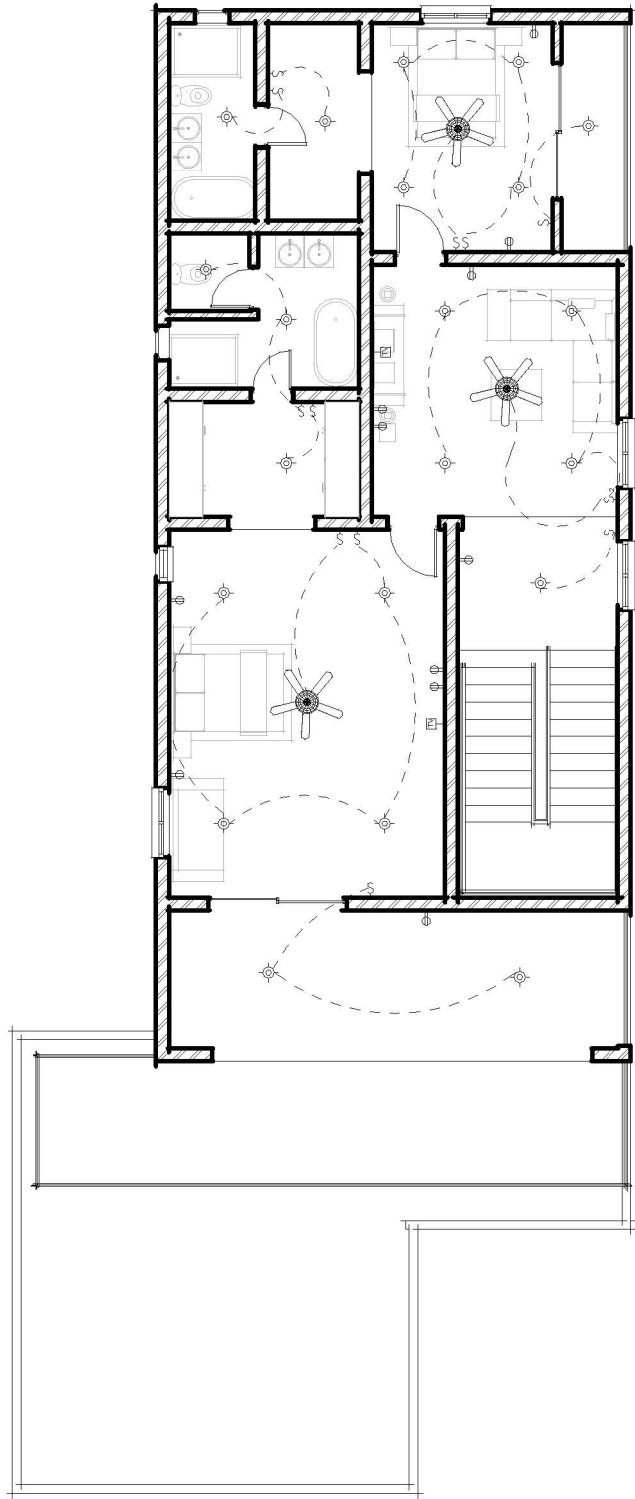
RENALD JULIEN
THE BIGHT & THOMAS STUBBS, PROVIDENCIALES
60807196
ELECTRICAL

Providenciales, Islands B.V.I.
Cell: (649) 246-2583
Cell: (649) 346-4272
Email: renald@bightandstubbs.com
Facebook: [bightandstubbs](https://www.facebook.com/bightandstubbs) Arch ADs



Drawn by DAMEKO DEAN
Checked by DAMEKO DEAN
Date: OCTOBER 2022
Scale:
Sheet Number
14
Project number:

The design, ideas, arrangements, and plans shown on this drawing are owned by and the property of Conceptual Architecture & Design. When dimensions on the drawing do not match, the dimensions on the drawing shall prevail. Contractors shall verify and be responsible for all dimensions and conditions on the job and the client shall be notified of any variances from the dimensions and conditions indicated.



ELECTRICAL LEGEND			
DESCRIPTION	SYMBOL	DESCRIPTION	SYMBOL
CEILING FAN		HEATER	
SURFACE LIGHT		ELECTRICAL PANEL	
RECESSED LIGHT		TV OUTLET	
DOWNLIGHT SPOT		DATA	
DOWNLIGHT		TELEPHONE OUTLET	
UNDERCABINET		RANGE OUTLET	
WALL WASHER		SINGLE DUPLEX	
FLOOR LIGHT		GFI OUTLET	
TRACK LIGHT		QUAD DUPLEX OUTLET	
SPOT LIGHT		SINGLE FLOOR OUTLET	
WALL SCONCE		DUPLEX FLOOR OUTLET	
EXTERIOR SPOT		JUNCTION	
FLOURESCENT LIGHT		PHOTOCELL SWITCH	
EXHAUST/ EXTRACTOR FAN		SINGLE DIMMER	
SMOKE DETECTOR		SINGLE 2-WAY SWITCH	
		SINGLE 3-WAY SWITCH	
		SINGLE 4-WAY SWITCH	
		THERMOSTA	

ELECTRICAL CONTRACTOR TO VERIFY ALL EXISTING SITE CONDITIONS & MAKE ANY NECESSARY ADJUSTMENTS.

SMALLEST WIRE SIZE TO BE 12-2.

ALL WORK SHALL COMPLY WITH THE NATIONAL ELECTRIC CODE & ANY OTHER APPLICABLE REGULATIONS OR CODES, AT THE SITE.

ALL SMOKE DETECTORS TO BE HARD-WIRED TOGETHER WITH BATTERY BACKUP.

CONTRACTOR TO LOCATE PHONE, CABLE, ETC. AS PER OWNER'S SPECIFICATIONS.

SECOND FLOOR ELECTRICAL

3 BEDROOM




REVISIONS		
No.	Description	Date

Consultant
Address
Phone
Fax
e-mail
Consultant
Address
Phone
Fax
e-mail

RENAUD JULIEN
THE BIGHT & THOMAS STUBBS, PROVIDENCIALES
60807196
ELECTRICAL

Providenciales, Islands B.V.I.
Cell: (649) 246-2583
Cell: (649) 346-4272
Email: renaud@bightandstubbs.com
Facebook: [bightandstubbs](https://www.facebook.com/bightandstubbs)
Arch: ADP



Drawn by DAMEKO DEAN
Checked by DAMEKO DEAN
Date: OCTOBER 2022
Scale:
Sheet Number
15
Project number:

The design, ideas, arrangements, and plans shown on this drawing are owned by and the property of Conceptual Architecture & Design. When dimensions on the drawing do not match, the dimensions on the drawing shall prevail. Contractors shall verify and be responsible for all dimensions and conditions on the job and the dimensions on the drawing are not to be used as a guide. © 2022 Conceptual Architecture & Design. All rights reserved.



REVISIONS		
No.	Description	Date

Consultant
Address
Phone
Fax
e-mail
Consultant
Address
Phone
Fax
e-mail

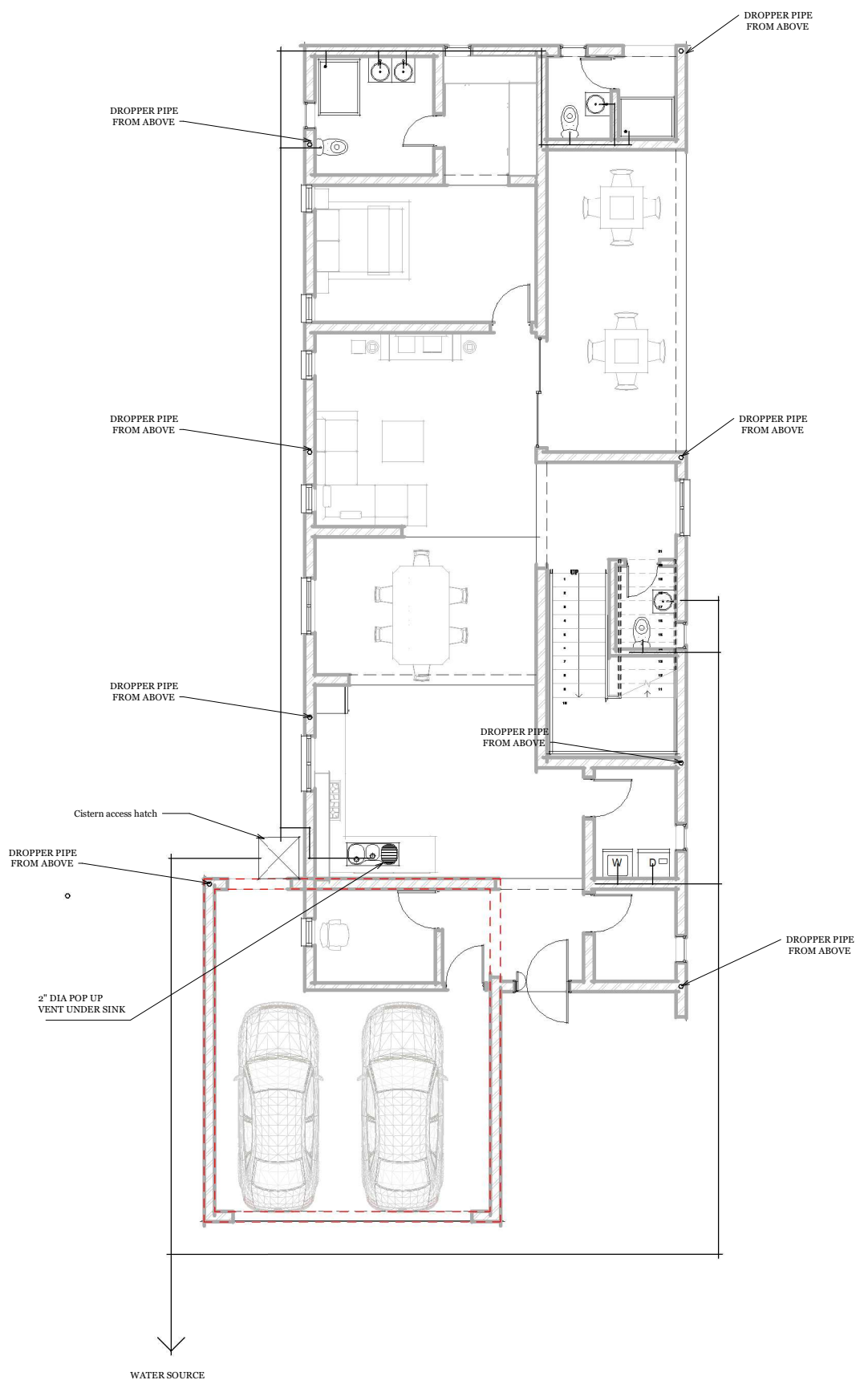
RENALD JULIEN
THE BIGHT & THOMAS STUBBS, PROVIDENCIALES
60807/96
PLUMBING

Providenciales Islands B.W.I.
Cell: (649) 246-2583
Cell: (649) 346-4272
Email: renald@renaldjulien.com
Facebook: [Facebook: RenaldJulien Arch ADms](https://www.facebook.com/renaldjulien)



Drawn by: DAMEKO DEAN
Checked by: DAMEKO DEAN
Date: OCTOBER 2022
Scale:
Sheet Number: **16**
Project number:

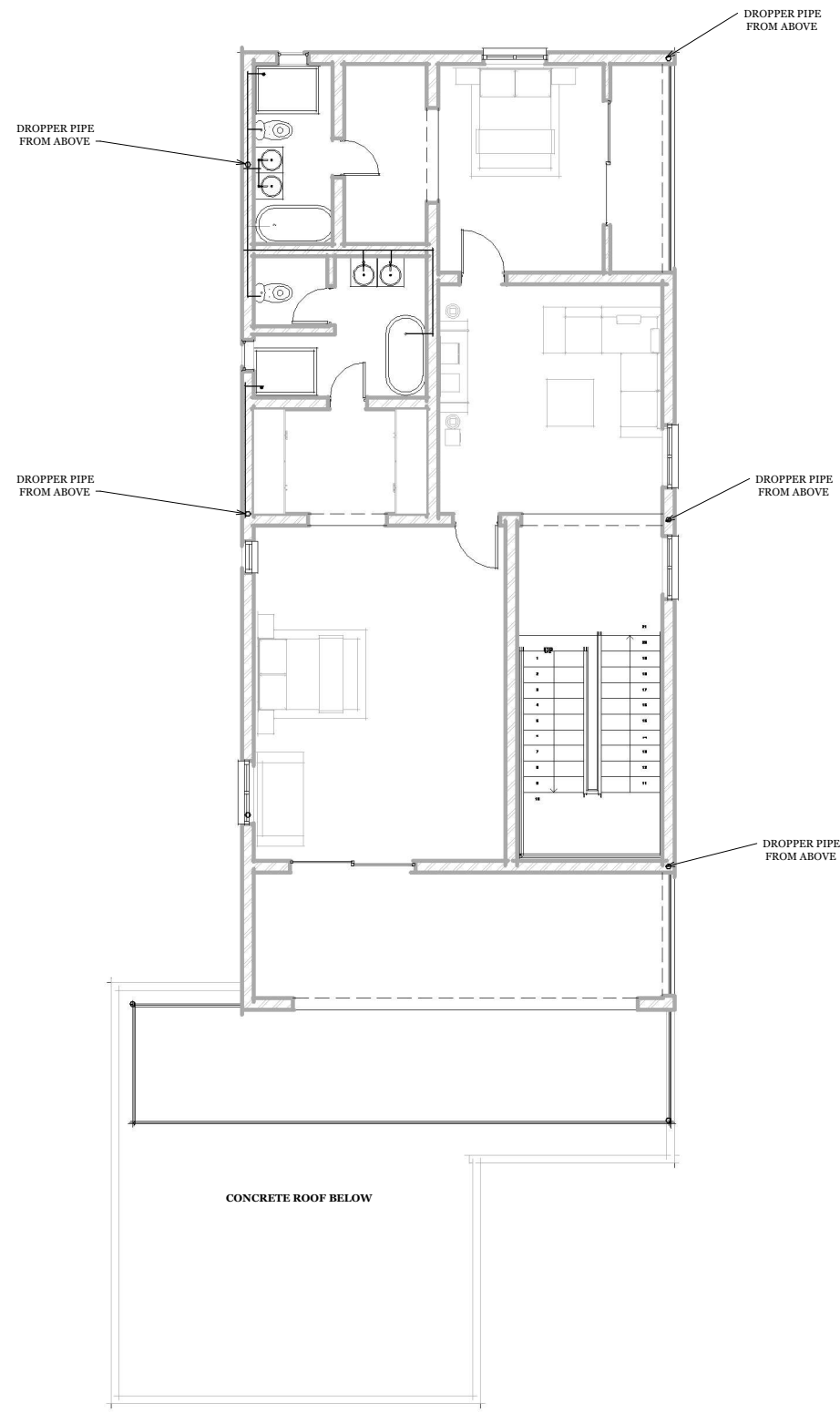
The design, ideas, arrangements, and plans shown on this drawing are owned by and the property of Conceptual Architecture & Design. No part of this design may be reproduced, stored in a retrieval system, or transmitted in any form or by any means, electronic, mechanical, photocopying, recording, or by any information storage and retrieval system, without the prior written permission of Conceptual Architecture & Design. When dimensions on this drawing do not match the actual dimensions, the dimensions on this drawing shall prevail. The contractor shall verify and be responsible for all dimensions and conditions on the job and the client shall be notified of any variances from the dimensions and conditions indicated.



PLUMBING DRAINAGE LINE LEGEND	
COLD WATER SUPPLY LINE	
HOT WATER SUPPLY LINE	
3" DIA RWL	
4" PRIMARY SEWER LINE	
1 1/2" SECONDARY SEWER LINE	
HOSE BIB	
GAS SUPPLY LINE	
VENT PIPE	

FIRST FLOOR PLUMBING


3 BEDROOM



PLUMBING DRAINAGE LINE LEGEND	
COLD WATER SUPPLY LINE	
HOT WATER SUPPLY LINE	
3" DIA RWL	
4" PRIMARY SEWER LINE	
1 1/2" SECONDARY SEWER LINE	
HOSE BIB	
GAS SUPPLY LINE	
VENT PIPE	

SECOND FLOOR PLUMBING

3 BEDROOM




REVISIONS		
No.	Description	Date

Consultant
Address
Phone
Fax
e-mail
Consultant
Address
Phone
Fax
e-mail

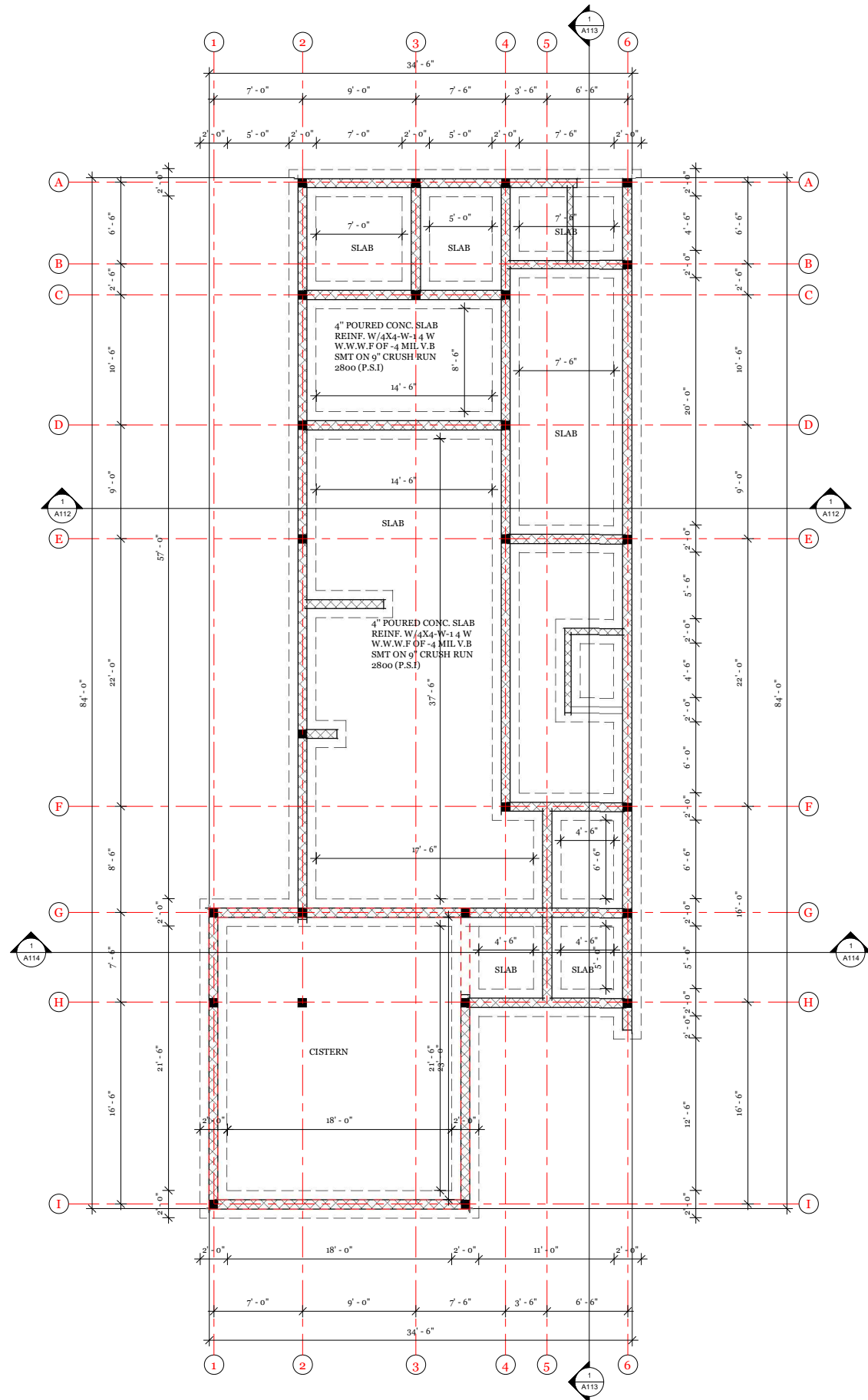
RENALD JULIEN
THE BIGHT & THOMAS STUBBS, PROVIDENCIALES
60807/96
PLUMBING

Providenciales, Islands B.V.I.
Cell: (649) 246-2583
Cell: (649) 346-4272
Facebook: Conceptual Arch ADs



Drawn by **DAMEKO DEAN**
Checked by **DAMEKO DEAN**
Date: **OCTOBER 2022**
Scale:
Sheet Number
17
Project number:

The design, ideas, arrangements, and plans shown on this drawing are intended to be the property of Conceptual Architecture & Design. When dimensions on this drawing do not correspond to any particular item, the dimensions of the items shall prevail. The design, ideas, arrangements, and plans shown on this drawing are intended to be the property of Conceptual Architecture & Design. When dimensions on this drawing do not correspond to any particular item, the dimensions of the items shall prevail. The design, ideas, arrangements, and plans shown on this drawing are intended to be the property of Conceptual Architecture & Design. When dimensions on this drawing do not correspond to any particular item, the dimensions of the items shall prevail.



FOUNDATION NOTES:

1. OWNER SHALL HAVE ALL FOOTING SIZES VERIFIED BY A LICENSED STRUCTURAL ENGINEER, BASED ON SOILS ANALYSIS AT SITE, PRIOR TO CONSTRUCTION.
2. FOUNDATION SHALL COMPLY WITH ALL APPLICABLE CODES AT SITE.
3. CONTRACTOR SHALL VERIFY ALL SITE CONDITIONS WITH FOUNDATION PLAN AND MAKE NECESSARY ADJUSTMENTS.
4. CONTRACTOR SHALL VERIFY ALL DIMENSIONS AT SITE.
5. CONTRACTOR SHALL BE RESPONSIBLE FOR PROVIDING PROPER DRAINAGE AT SITE.
6. GLUE ALL STUR-DI-FLOOR PLYWOOD TO FLOOR FRAMING AND NAIL SECURELY W/ RING-SHANK NAILS.
7. ALL FOUNDATION DETAILS ARE TYPICAL. SOME VARIATIONS MAY OCCUR. CONTRACTOR TO MAKE NECESSARY ADJUSTMENTS AT SITE.

FOUNDATION PLAN 3 BEDROOM




REVISIONS		
No.	Description	Date

Consultant
Address
Phone
Fax
e-mail
Consultant
Address
Phone
Fax
e-mail

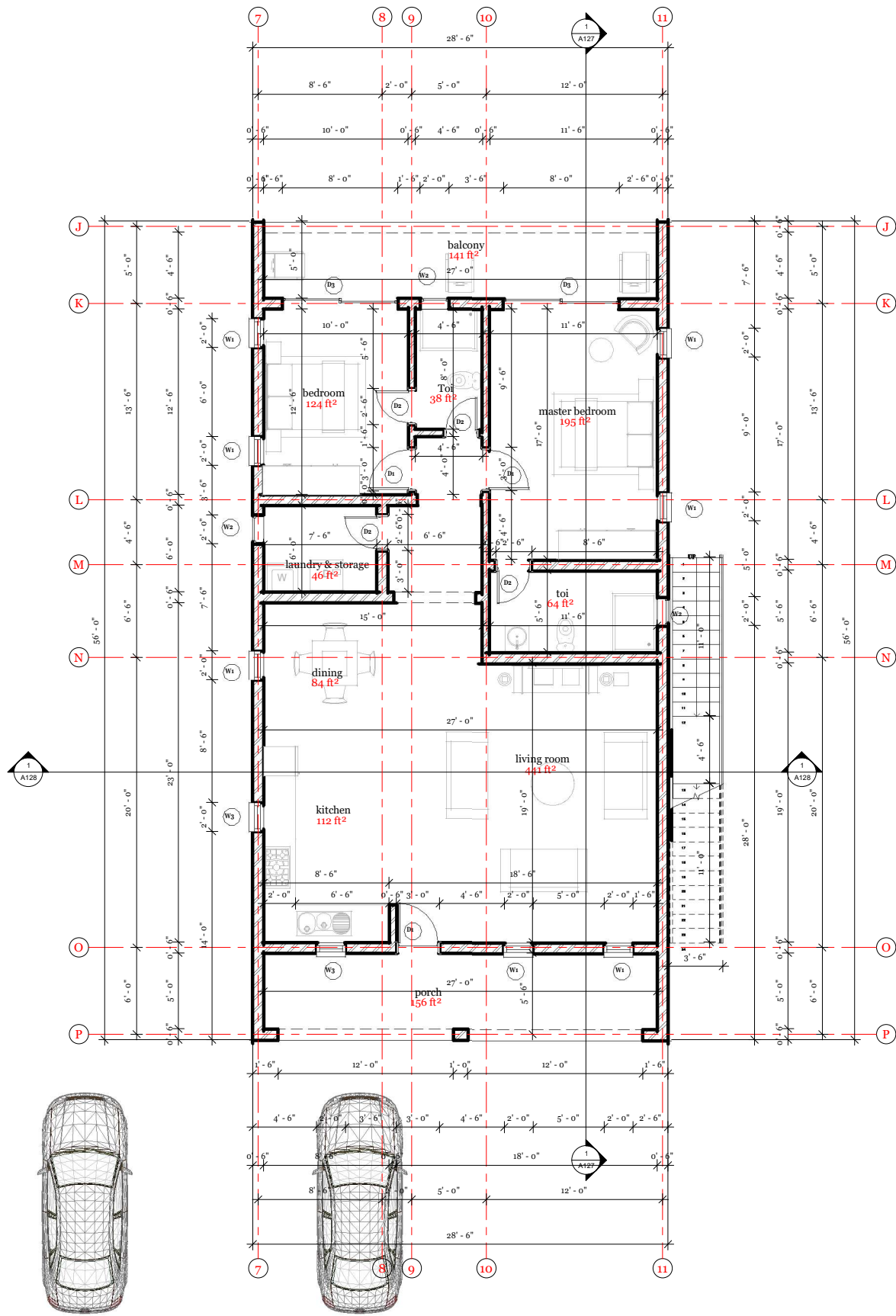
RENEAL JULIEN
THE BIGHT & THOMAS STUBBS, PROVIDENCIALES
60807/96
FOUNDATION PLAN

Providenciales Islands B.V.I.
Cell: (649) 246-2583
Cell: (649) 346-4272
Email: renenal@julien.com
Facebook: [renenaljulien](https://www.facebook.com/renenaljulien)
Instagram: [renenaljulien](https://www.instagram.com/renenaljulien)



Drawn by: DAMEKO DEAN
Checked by: DAMEKO DEAN
Date: OCTOBER 2022
Scale:
Sheet Number
18
Project number:

The design, ideas, arrangements, and plans shown on this drawing are owned by and the property of Conceptual Architecture & Design. When dimensions on this drawing do not match those on related drawings, Contractors shall verify and be responsible for all dimensions and conditions on field and the dimensions on this drawing shall prevail. The design, ideas, arrangements, and plans shown on this drawing are owned by and the property of Conceptual Architecture & Design. When dimensions on this drawing do not match those on related drawings, Contractors shall verify and be responsible for all dimensions and conditions on field and the dimensions on this drawing shall prevail.



FIRST FLOOR PLAN
 2 BEDROOM
 1578.26 SQ FT



REVISIONS		
No.	Description	Date

Consultant
 Address
 Phone
 Fax
 e-mail
 Consultant
 Address
 Phone
 Fax
 e-mail

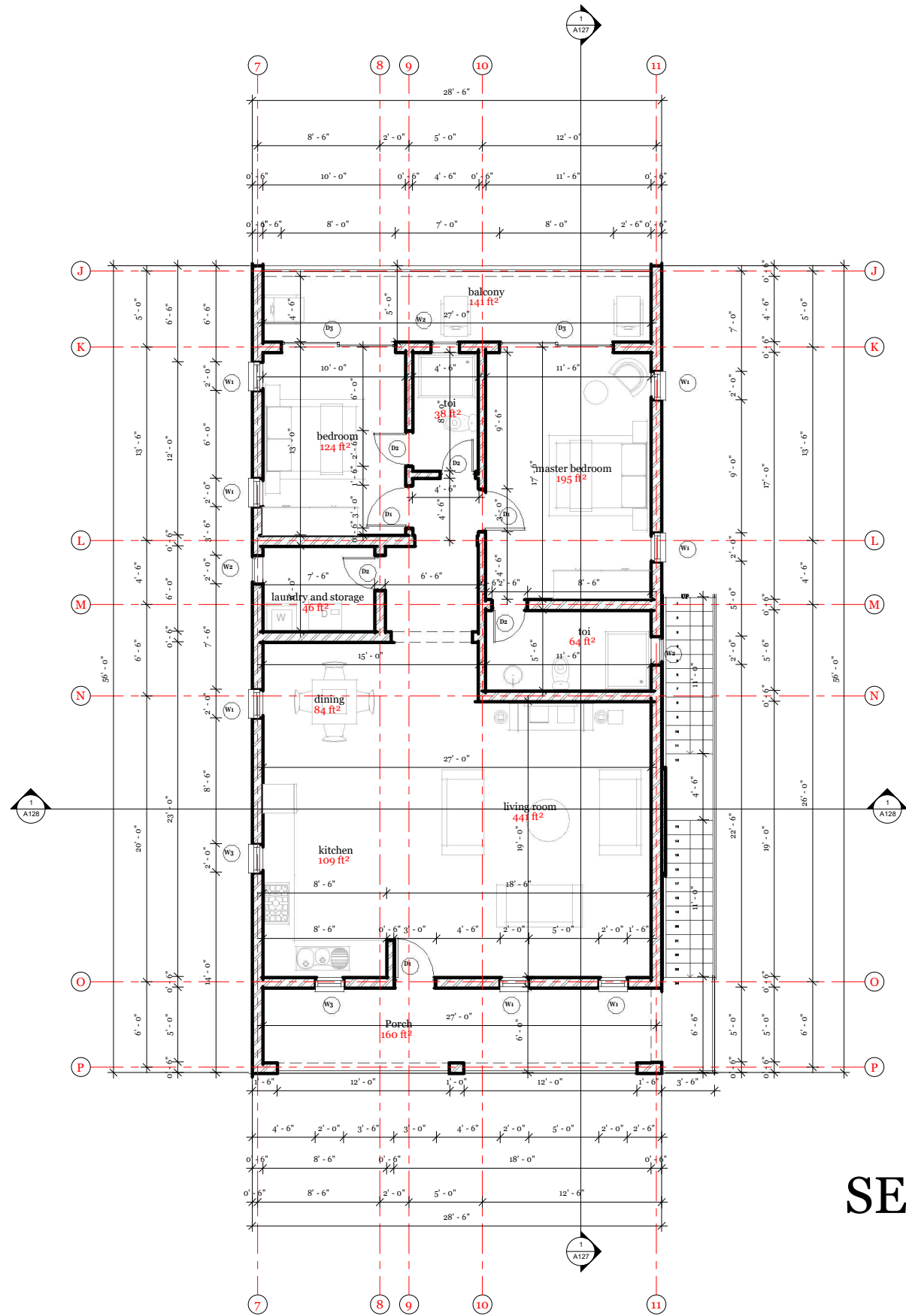
RENEAL JULIEN
 THE BIGHT & THOMAS STUBBS, PROVIDENCIALES
 60807/96
 FLOOR PLAN

Providenciales Islands B.V.I.
 Cell: (649) 246-2583
 Fax: (649) 346-4272
 Email: renenal@julien.com
 Facebook: [Julien Architecture](https://www.facebook.com/JulienArchitecture)



Drawn by DAMEKO DEAN
 Checked by DAMEKO DEAN
 Date: OCTOBER 2022
 Scale:
 Sheet Number **19**
 Project number:

The design, ideas, arrangements, and plans shown on this drawing are owned by and the property of Conceptual Architecture & Design. No part of this design, drawings, or plans shall be used for or distributed to any person, firm, or corporation for any purpose without the written permission of Conceptual Architecture & Design. When dimensions on the drawing do not agree, the dimensions shown on the drawing shall prevail. Conceptual Architecture & Design is not responsible for all dimensions and conditions on the drawing and the client is responsible for all dimensions and conditions on the drawing and the client is responsible for all dimensions and conditions on the drawing.



SECOND FLOOR PLAN

2 BEDROOM
1578.26 SQ FT




REVISIONS		
No.	Description	Date

Consultant
Address
Phone
Fax
e-mail
Consultant
Address
Phone
Fax
e-mail

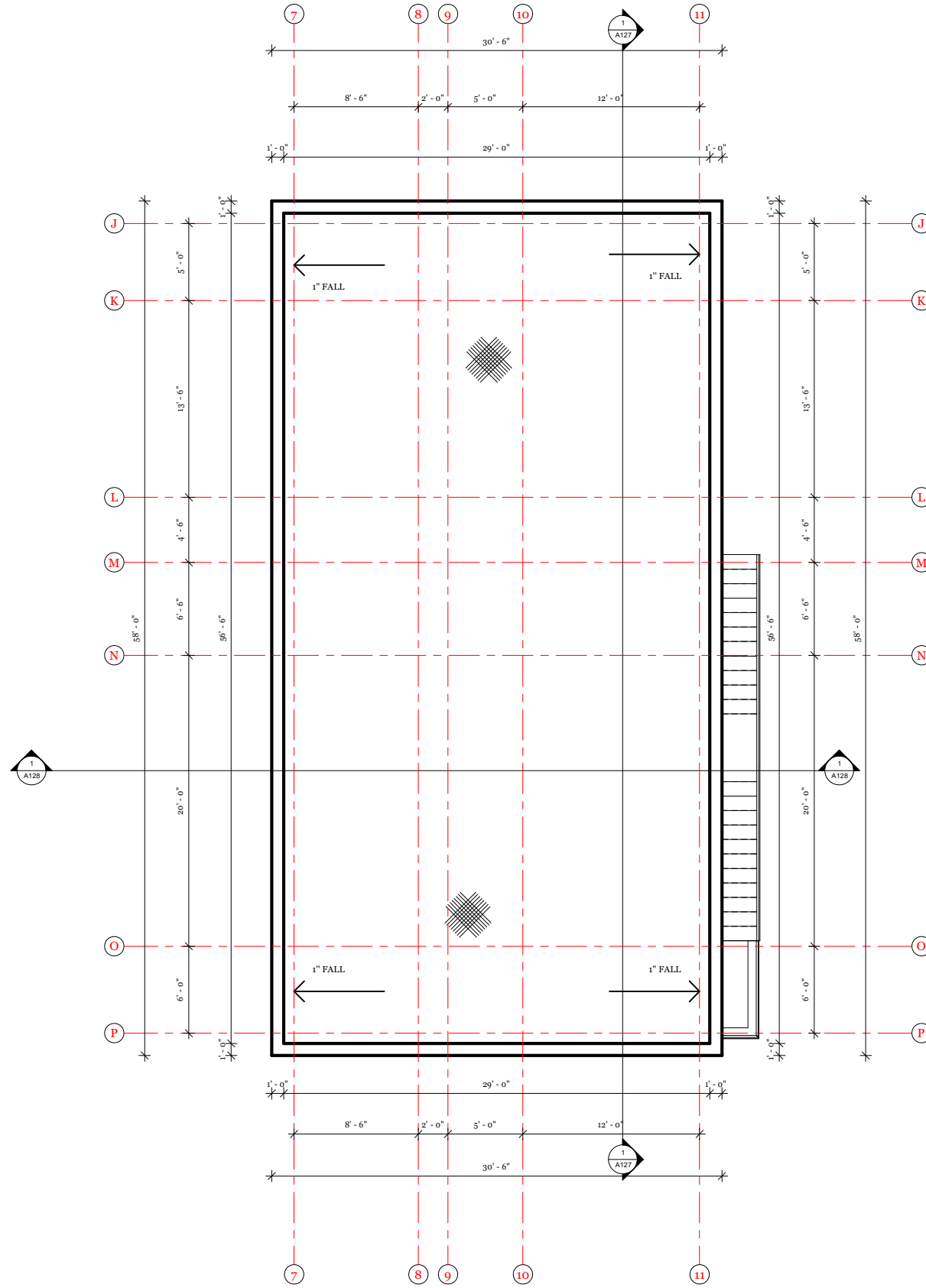
RENALD JULIEN
THE BIGHT & THOMAS STUBBS, PROVIDENCIALES
60807/96
FLOOR PLAN

Providenciales Islands B.V.I.
Cell: (649) 246-2583
Cell: (649) 346-4272
Email: renald@julien.com
Facebook: [Conceptual Arch ADms](https://www.facebook.com/ConceptualArchADms)



Drawn by DAMEKO DEAN
Checked by DAMEKO DEAN
Date: OCTOBER 2022
Scale:
Sheet Number **20**
Project number:

The design, ideas, arrangements, and plans shown on this drawing are owned by and the property of Conceptual Architectural Design. When dimensions on this drawing differ from those indicated on the drawings and conditions on these and the drawings, the conditions on these and the drawings shall prevail. Conceptual Architectural Design, when dimensions on this drawing differ from those indicated on the drawings and conditions on these and the drawings, the conditions on these and the drawings shall prevail.



ROOF PLAN

2 BEDROOM




REVISIONS		
No.	Description	Date

Consultant
 Address
 Phone
 Fax
 e-mail
 Consultant
 Address
 Phone
 Fax
 e-mail

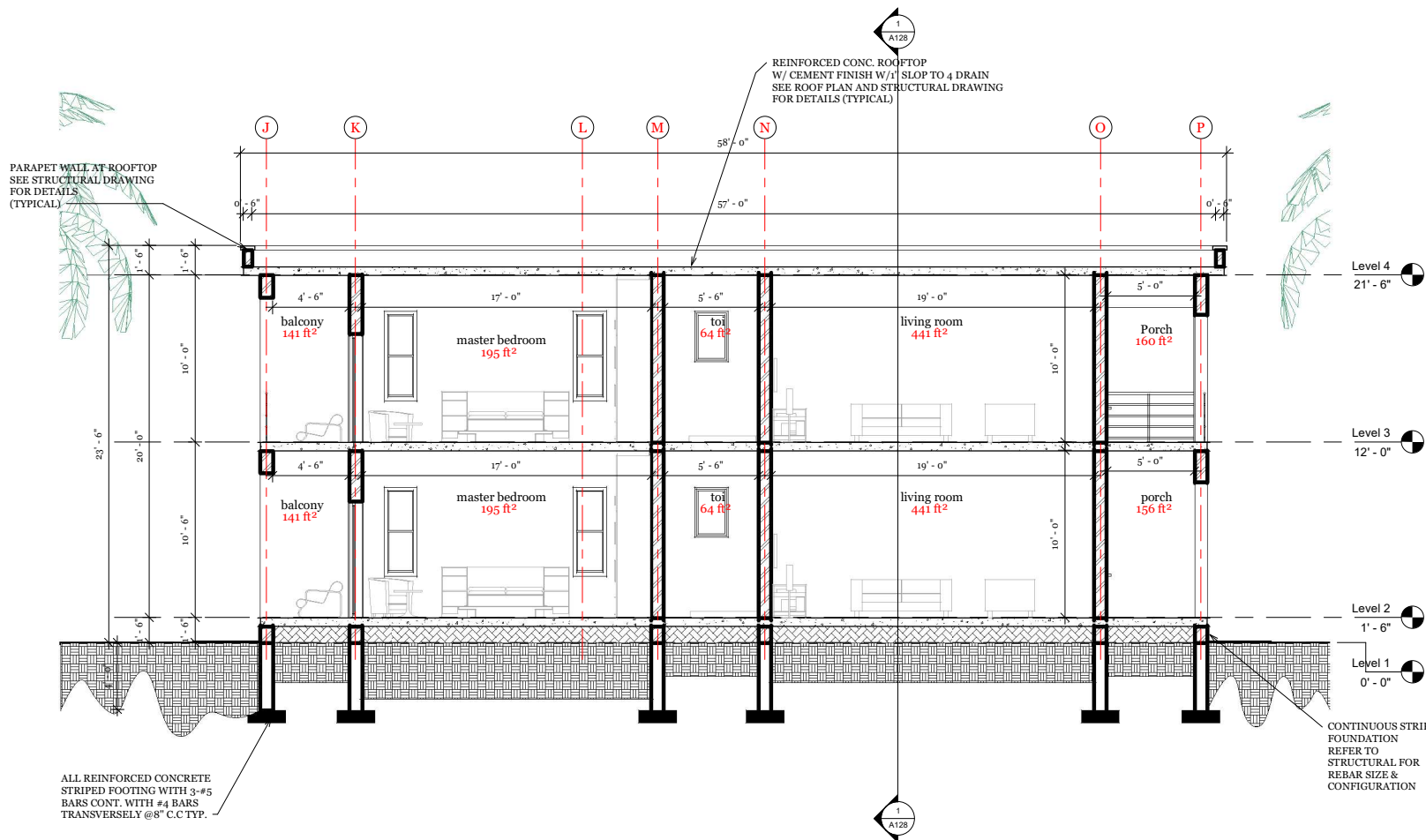
RENALD JULIEN
 THE BIGHT & THOMAS STUBBS, PROVIDENCIALES
 60807/96
 ROOF PLAN

Providenciales Islands B.V.L.
 Calle (649) 246-2583
 Calle (649) 346-4272
 www.renaldjulien.com
 Facebook: RenaldJulienArch ADms



Drawn by **DAMEKO DEAN**
 Checked by **DAMEKO DEAN**
 Date: **OCTOBER 2022**
 Scale:
 Sheet Number
21
 Project number:

The design, ideas, arrangements, and plans shown on this drawing are owned by and the property of Conceptual Architecture & Design. When dimensions on this drawing do not correspond to any particular item or component of any particular arrangement, the dimensions and conditions on this drawing shall prevail. Contractors shall verify and be responsible for all dimensions and conditions on this drawing and the information be verified if any conflict from the dimensions and conditions indicated.



2 BEDROOM DOOR SCHEDULE

TYPE	PROFILE	LOCATION	FLOOR	NO.	TOTAL
D1		Bedrooms, storage, laundry, garage	First	03	06
			Second	03	
D2		Bathrooms	First	04	08
			Second	04	
D3		Balcony	First	02	04
			Second	02	

SECTION D-D




REVISIONS		
No.	Description	Date

Consultant
Address
Phone
Fax
e-mail
Consultant
Address
Phone
Fax
e-mail

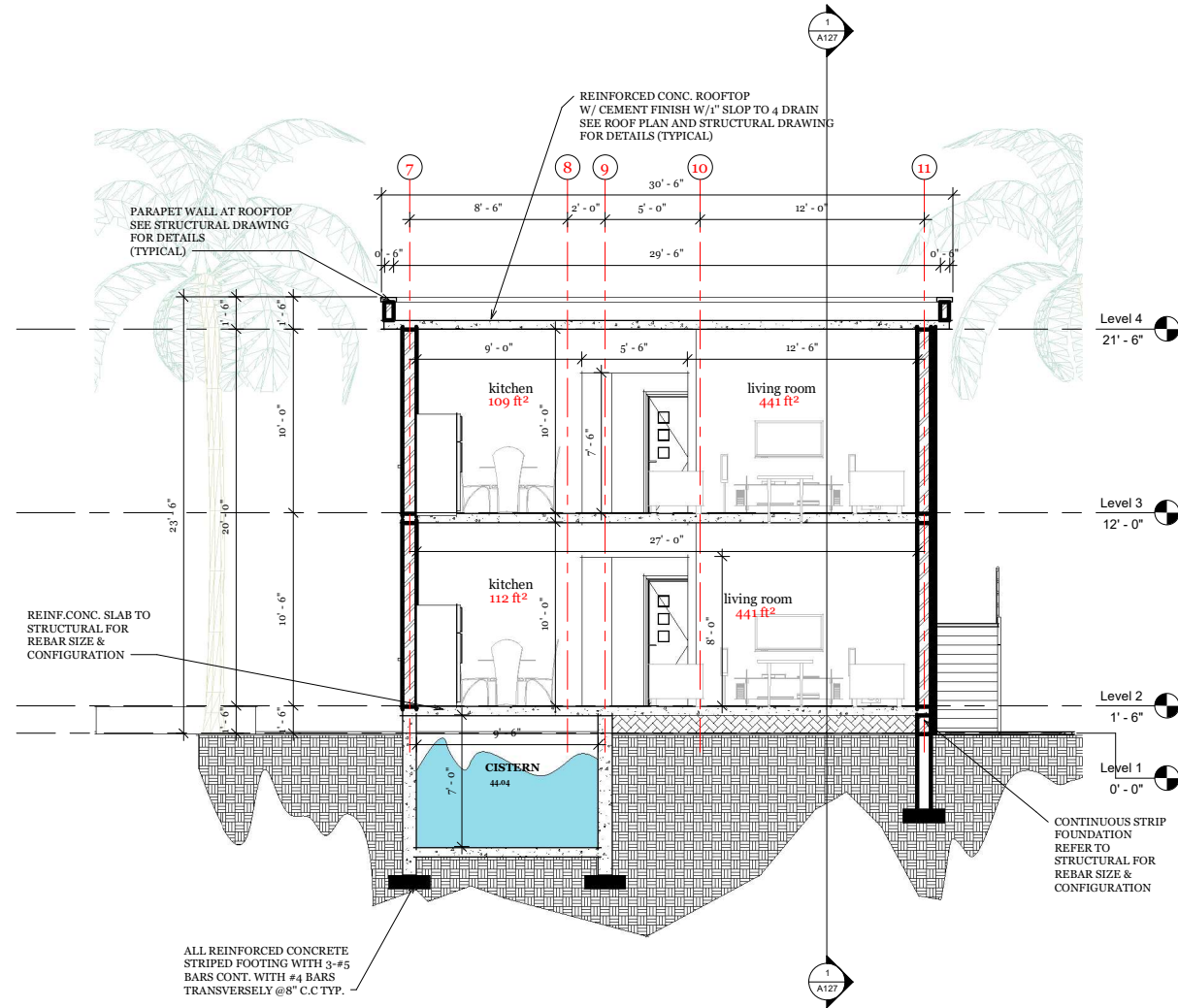
RENALD JULIEN
THE BIGHT & THOMAS STUBBS, PROVIDENCIALES
60807/96
SECTION

Providenciales Islands B.V.I.
Cell: (649) 246-2583
Cell: (649) 346-4272
Email: renald@bightandthomas.com
Facebook: [BightandThomas](https://www.facebook.com/BightandThomas) Arch ADs



Drawn by DAMEKO DEAN
Checked by DAMEKO DEAN
Date: OCTOBER 2022
Scale:
Sheet Number
22
Project number:

The design, ideas, arrangements, and plans shown on this drawing are owned by and the property of Conceptual Architecture & Design. When dimensions on this drawing differ from those on other drawings, the dimensions on this drawing shall prevail. Conceptual Architecture & Design is not responsible for dimensions and conditions on this drawing and the information is voided if any conflict arises from the dimensions and conditions on this drawing.



SECTION E-E

2 BEDROOM WINDOW SCHEDULE

TYPE	PROFILE	LOCATION	FLOOR	NO.	TOTAL
W1		living room, dining, bedrooms	First	07	14
			Second	07	
W2		bathrooms, laundry	First	03	06
			Second	03	
W3		Kitchen	First	02	04
			Second	02	




REVISIONS		
No.	Description	Date

Consultant
Address
Phone
Fax
e-mail
Consultant
Address
Phone
Fax
e-mail

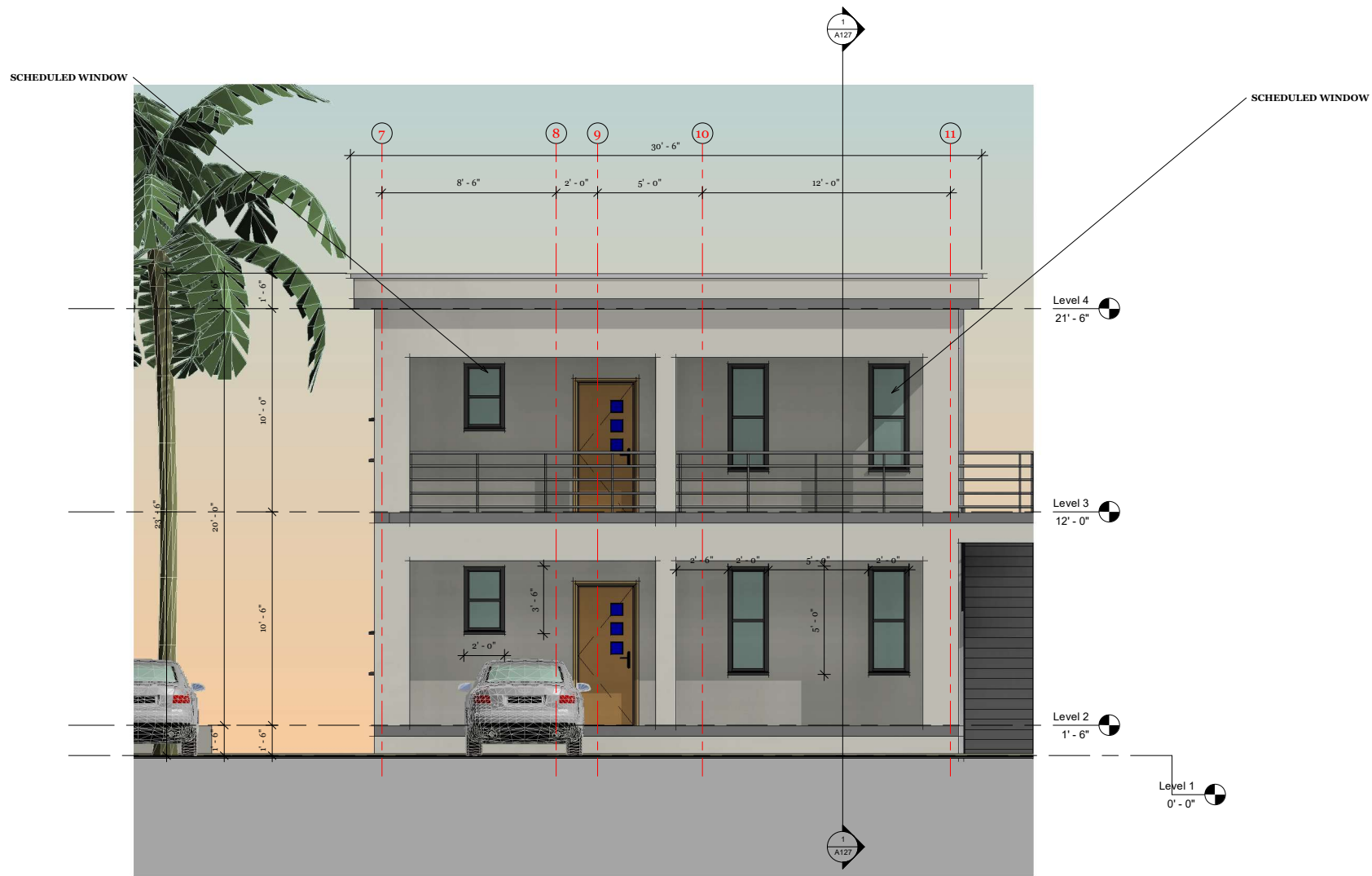
RENALD JULIEN
THE BIGHT & THOMAS STUBBS, PROVIDENCIALES
60807/96
SECTION

Providenciales Islands B.V.L.
Cell: (649) 246-2583
Cell: (649) 346-4272
Email: renald@conceptualarch.com
Facebook: Conceptual Arch ADs



Drawn by DAMEKO DEAN
Checked by DAMEKO DEAN
Date: OCTOBER 2022
Scale:
Sheet Number
23
Project number:

The design, ideas, arrangements, and plans shown on this drawing are owned by and the property of Conceptual Architecture. No part of this drawing may be reproduced, stored in a retrieval system, or transmitted in any form or by any means, electronic, mechanical, photocopying, recording, or by any information storage and retrieval system, without the prior written permission of Conceptual Architecture. When dimensions on this drawing do not match, the values on this drawing shall prevail over scaled dimensions. Contractors shall verify and be responsible for all dimensions and conditions on field and the information be verified if any variations from the dimensions and conditions are noted.



APPROACH VIEW




REVISIONS		
No.	Description	Date

Consultant
Address
Phone
Fax
e-mail
Consultant
Address
Phone
Fax
e-mail

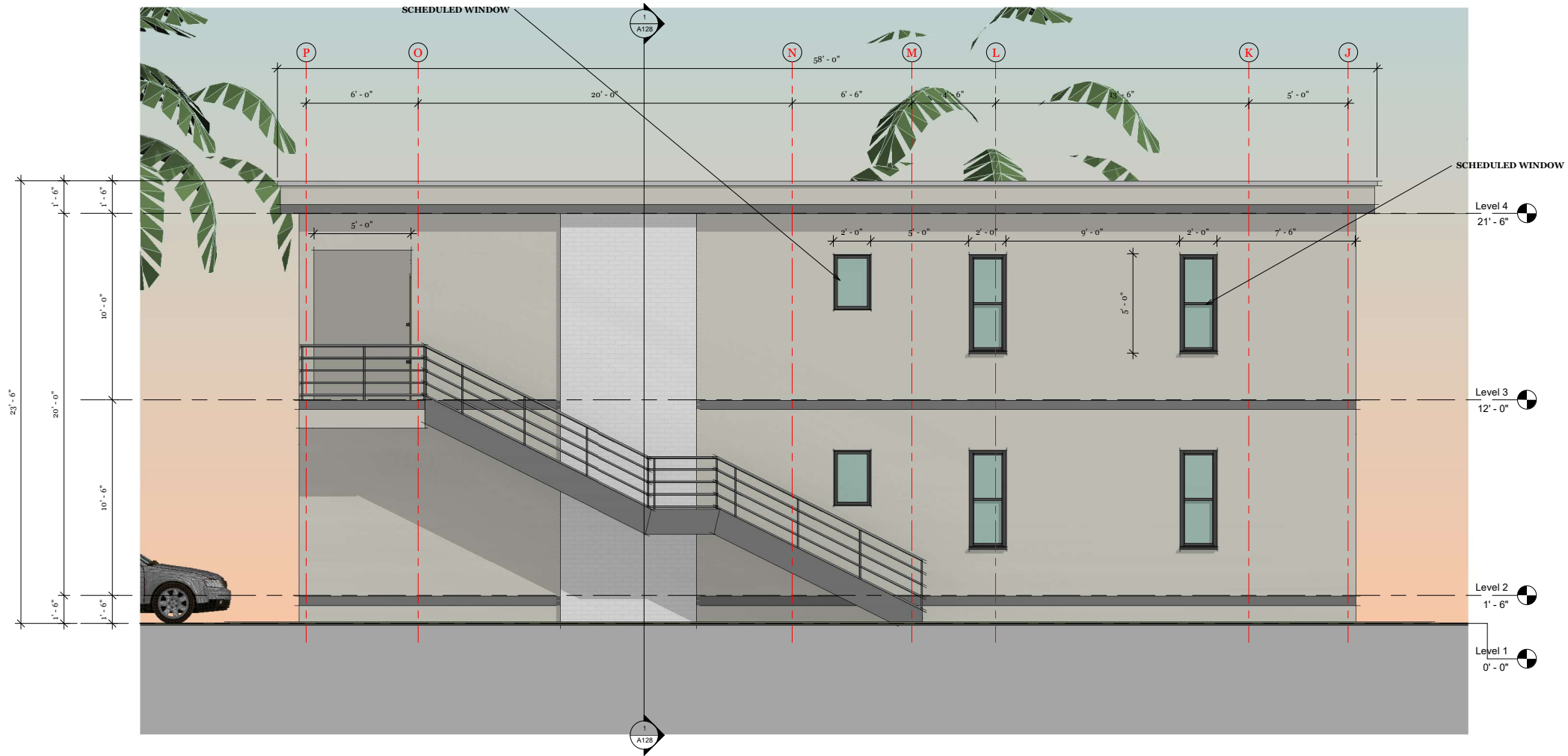
RENALD JULIEN
THE BIGHT & THOMAS STUBBS, PROVIDENCIALES
60807/96
ELEVATION

Providenciales Islands B.V.I.
Cell: (649) 246-2583
Cell: (649) 346-4272
www.renaldejulien.com
Facebook: RenaldJulienArch ADs



Drawn by **DAMEKO DEAN**
Checked by **DAMEKO DEAN**
Date: **OCTOBER 2022**
Scale:
Sheet Number
24
Project number:

The design, ideas, arrangements, and plans shown on this drawing are owned by and the property of Conceptual Architecture & Design. No part of this drawing, design, arrangements, or plans shall be used for or distributed to any party, in any form or by any means, without the written consent of Conceptual Architecture & Design. When dimensions on this drawing do not match, the dimensions on this drawing shall prevail. Conceptual Architecture & Design is not responsible for all dimensions and conditions on this drawing and the information is offered as a guide only. All dimensions are in feet and inches unless otherwise specified.



RIGHT SIDE VIEW




REVISIONS		
No.	Description	Date

Consultant
 Address
 Phone
 Fax
 e-mail
 Consultant
 Address
 Phone
 Fax
 e-mail

RENALD JULIEN THE BIGHT & THOMAS STUBBS, PROVIDENCIALES 60807/96 ELEVATION

Providenciales Islands B.V.I.
 Cell: (649) 246-2583
 Cell: (649) 346-4272
 Email: renald@julien.com
 Facebook: [Facebook](https://www.facebook.com/renaldjulien) Conceptual Arch ADms



Drawn by DAMEKO DEAN
 Checked by DAMEKO DEAN
 Date: OCTOBER 2022
 Scale:
 Sheet Number
25
 Project number:

The design, ideas, arrangements, and plans shown on this drawing are owned by and the property of Conceptual Architecture & Design. When dimensions on this drawing do not correspond to the actual dimensions, the dimensions on this drawing shall prevail. The architect shall not be responsible for any errors or omissions in this drawing. The architect shall not be responsible for any errors or omissions in this drawing.



REAR VIEW



REVISIONS		
No.	Description	Date

Consultant
 Address
 Phone
 Fax
 e-mail
 Consultant
 Address
 Phone
 Fax
 e-mail

RENALD JULIEN
 THE BIGHT & THOMAS STUBBS, PROVIDENCIALES
 60807/96
 ELEVATION

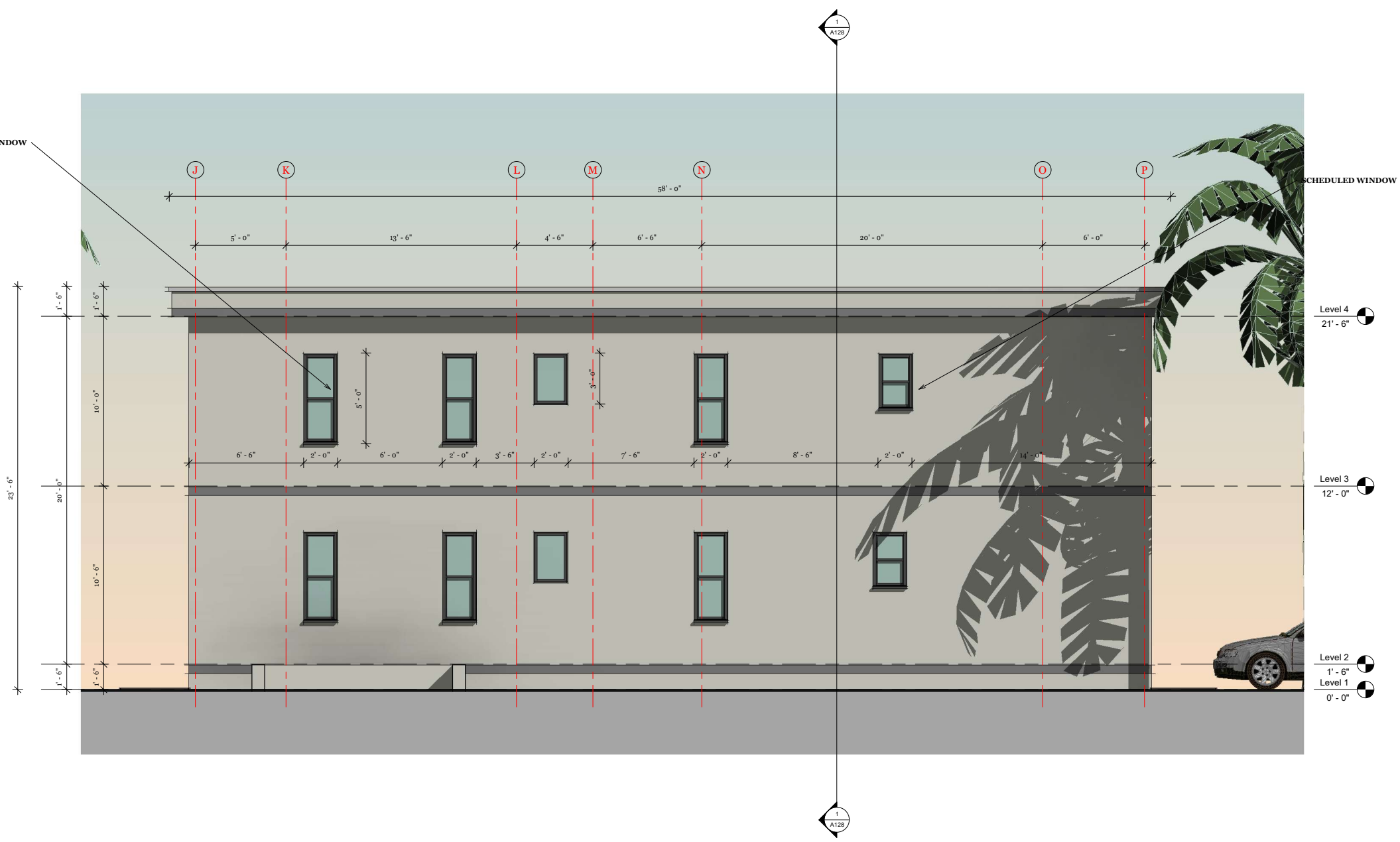
Providenciales, Islands B.V.I.
 The Bight & Thomas Stubbs
 Cell: (649) 246-2583
 Fax: (649) 346-4272
 Email: renald@julien.com
 Facebook: [Facebook: Conceptual Arch ADs](https://www.facebook.com/renaldjulien)



Drawn by **DAMEKO DEAN**
 Checked by **DAMEKO DEAN**
 Date: **OCTOBER 2022**
 Scale:
 Sheet Number
26
 Project number:

The design, ideas, arrangements, and plans shown on this drawing are owned by and the property of Conceptual Architectural Design. When dimensions on this drawing do not correspond to the actual dimensions, the dimensions on this drawing shall prevail. The architect shall not be responsible for any errors or omissions in this drawing. The architect shall not be responsible for any errors or omissions in this drawing.

SCHEDULED WINDOW



SCHEDULED WINDOW

LEFT SIDE VIEW




REVISIONS		
No.	Description	Date

Consultant
Address
Phone
Fax
e-mail
Consultant
Address
Phone
Fax
e-mail

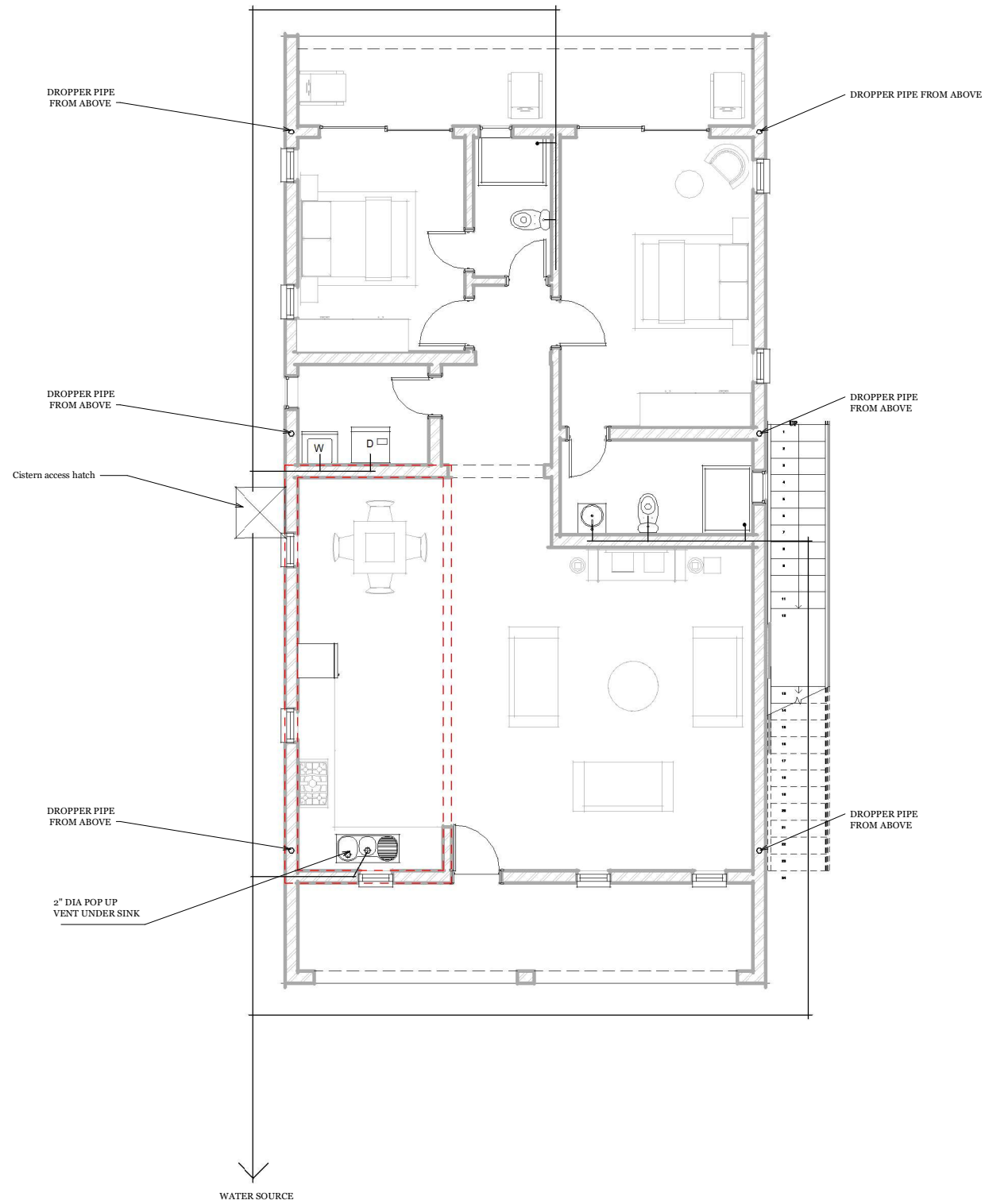
RENEAL JULIEN
THE BIGHT & THOMAS STUBBS, PROVIDENCIALES
60807196
ELEVATION

Providenciales Islands B.V.I.
10000 Providence Road
Cruz Bay, St. John, VI
Cell: (649) 246-2583
Fax: (649) 346-4272
Email: info@rejal.com
Facebook: [Conceptual Arch ADe](https://www.facebook.com/ConceptualArchADe)



Drawn by **DAMEKO DEAN**
Checked by **DAMEKO DEAN**
Date: **OCTOBER, 2022**
Scale:
Sheet Number **27**
Project number:

The design, ideas, arrangements, and plans shown on this drawing are owned by and the property of Conceptual Architecture & Design. When dimensions on this drawing do not correspond to the actual dimensions, the dimensions on this drawing shall prevail. Conceptual Architecture & Design is not responsible for all dimensions and conditions on this drawing and the information is offered at your risk from the dimensions and conditions on this drawing.



PLUMBING DRAINAGE LINE LEGEND	
COLD WATER SUPPLY LINE	
HOT WATER SUPPLY LINE	
3" DIA RWL	
4" PRIMARY SEWER LINE	
1 1/2" SECONDARY SEWER LINE	
HOSE BIB	
GAS SUPPLY LINE	
VENT PIPE	

FIRST FLOOR PLUMBING 2 BEDROOM




REVISIONS		
No.	Description	Date

Consultant
Address
Phone
Fax
e-mail
Consultant
Address
Phone
Fax
e-mail

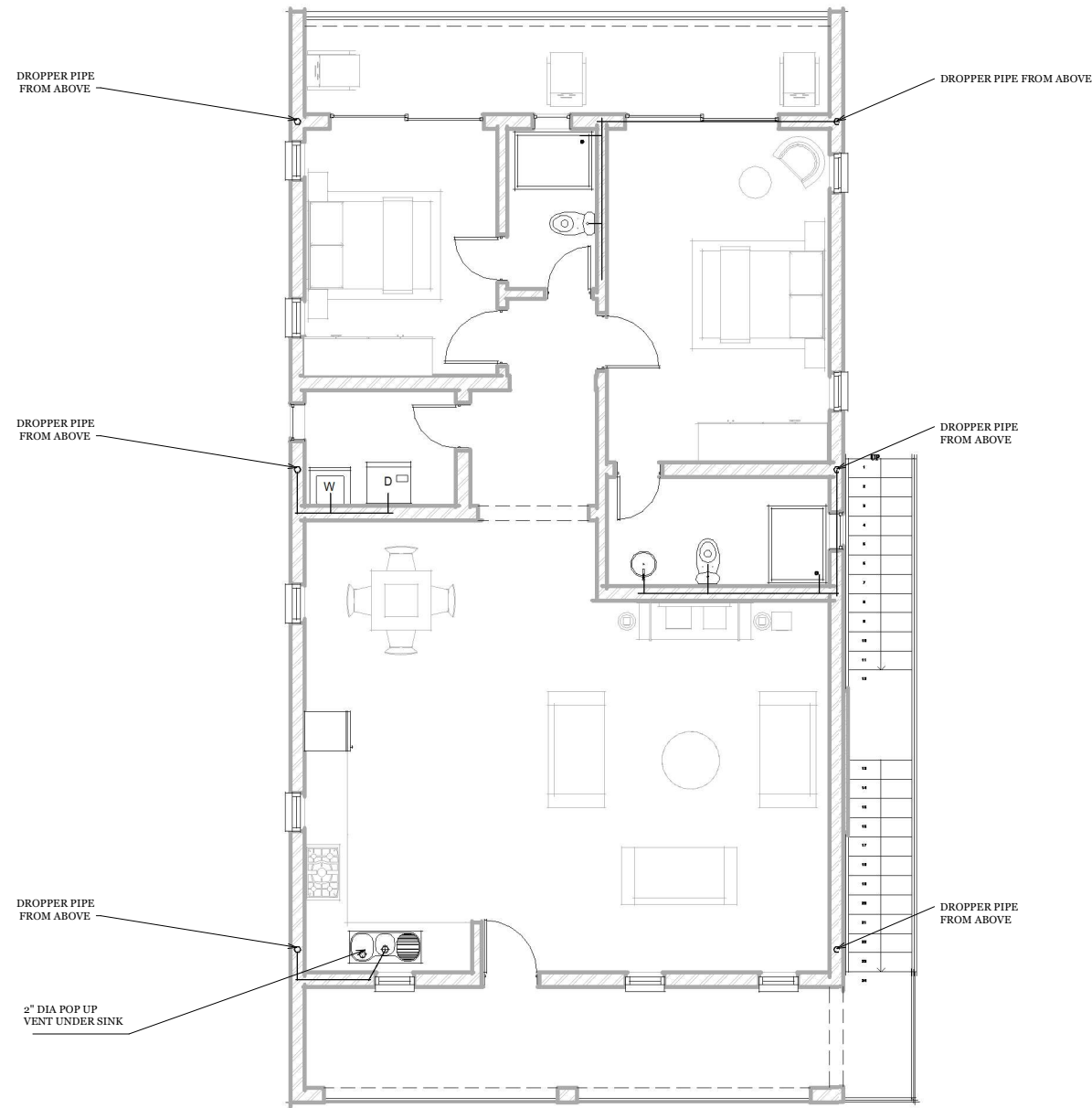
RENALD JULIEN
THE BIGHT & THOMAS STUBBS, PROVIDENCIALES
60807/96
PLUMBING

Providenciales Islands B.V.I.
Cell: (649) 246-2583
Cell: (649) 346-4272
Email: renald@renaldjulien.com
Facebook: [Facebook](https://www.facebook.com/renaldjulien) | [Instagram](https://www.instagram.com/renaldjulien) | [LinkedIn](https://www.linkedin.com/company/renaldjulien) | [YouTube](https://www.youtube.com/channel/UC...) | [TikTok](https://www.tiktok.com/@renaldjulien)
Facebook: [Facebook](https://www.facebook.com/renaldjulien) | [Instagram](https://www.instagram.com/renaldjulien) | [LinkedIn](https://www.linkedin.com/company/renaldjulien) | [YouTube](https://www.youtube.com/channel/UC...) | [TikTok](https://www.tiktok.com/@renaldjulien)



Drawn by: **DAMEKO DEAN**
Checked by: **DAMEKO DEAN**
Date: **OCTOBER 2022**
Scale:
Sheet Number: **30**
Project number:

The design, ideas, arrangements, and plans shown on this drawing are owned by and the property of Conceptual Architecture & Design. When dimensions on this drawing do not correspond to any particular item, all dimensions shall be taken from the finished drawings. Contractors shall verify and be responsible for all dimensions and conditions on field and the drawings are issued for your information from the dimensions and conditions on field.



PLUMBING DRAINAGE LINE LEGEND	
COLD WATER SUPPLY LINE	
HOT WATER SUPPLY LINE	
3" DIA RWL	
4" PRIMARY SEWER LINE	
1 1/2" SECONDARY SEWER LINE	
HOSE BIB	
GAS SUPPLY LINE	
VENT PIPE	

SECOND FLOOR PLUMBING 2 BEDROOM



REVISIONS		
No.	Description	Date

Consultant
Address
Phone
Fax
e-mail
Consultant
Address
Phone
Fax
e-mail

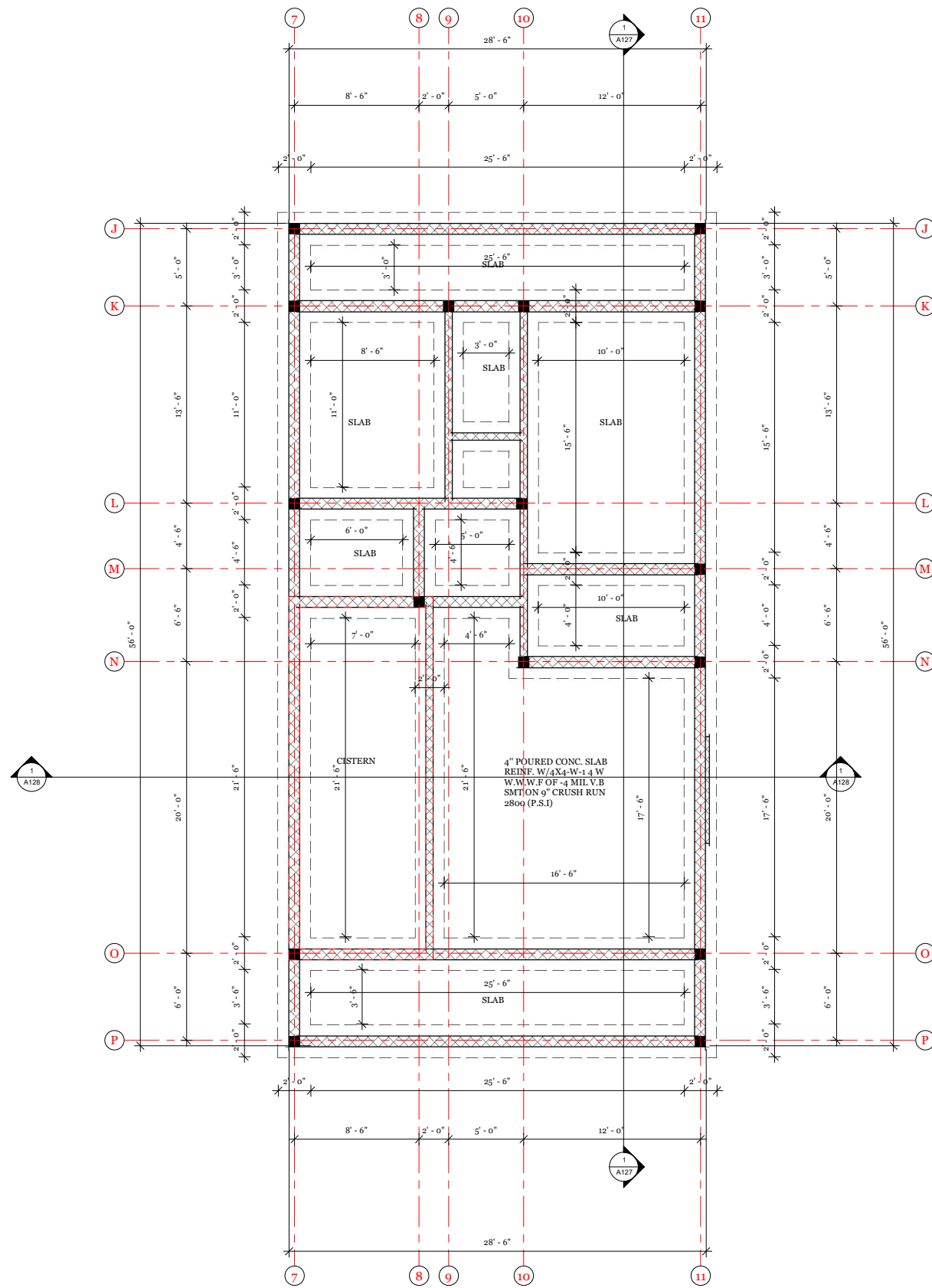
RENALD JULIEN
THE BIGHT & THOMAS STUBBS, PROVIDENCIALES
60807/96
PLUMBING

Providenciales Islands Bt W.L.
Cell: (649) 246-2583
Cell: (649) 346-4272
Facebook: Renald Julien Plumbing
Facebook: Conceptual Arch ADms



Drawn by **DAMEKO DEAN**
Checked by **DAMEKO DEAN**
Date: **OCTOBER 2022**
Scale:
Sheet Number
31
Project number:

The design, ideas, arrangements, and plans shown on this drawing are owned by and the property of Conceptual Architecture & Design. No part of this design may be reproduced, stored in a retrieval system, or transmitted in any form or by any means, electronic, mechanical, photocopying, recording, or by any information storage and retrieval system, without the prior written permission of Conceptual Architecture & Design. When dimensions on this drawing do not correspond to the actual dimensions, the dimensions on this drawing shall prevail. The contractor shall verify and be responsible for all dimensions and conditions on the job and the client shall be notified of any variances from the dimensions and conditions on the job.



FOUNDATION NOTES:

1. OWNER SHALL HAVE ALL FOOTING SIZES VERIFIED BY A LICENSED STRUCTURAL ENGINEER, BASED ON SOILS ANALYSIS AT SITE, PRIOR TO CONSTRUCTION.
2. FOUNDATION SHALL COMPLY WITH ALL APPLICABLE CODES AT SITE.
3. CONTRACTOR SHALL VERIFY ALL SITE CONDITIONS WITH FOUNDATION PLAN AND MAKE NECESSARY ADJUSTMENTS.
4. CONTRACTOR SHALL VERIFY ALL DIMENSIONS AT SITE.
5. CONTRACTOR SHALL BE RESPONSIBLE FOR PROVIDING PROPER DRAINAGE AT SITE.
6. GLUE ALL STUR-DI-FLOOR PLYWOOD TO FLOOR FRAMING AND NAIL SECURELY W/ RING-SHANK NAILS.
7. ALL FOUNDATION DETAILS ARE TYPICAL. SOME VARIATIONS MAY OCCUR. CONTRACTOR TO MAKE NECESSARY ADJUSTMENTS AT SITE.

FOUNDATION PLAN 2 BEDROOM




REVISIONS		
No.	Description	Date

Consultant
Address
Phone
Fax
e-mail
Consultant
Address
Phone
Fax
e-mail

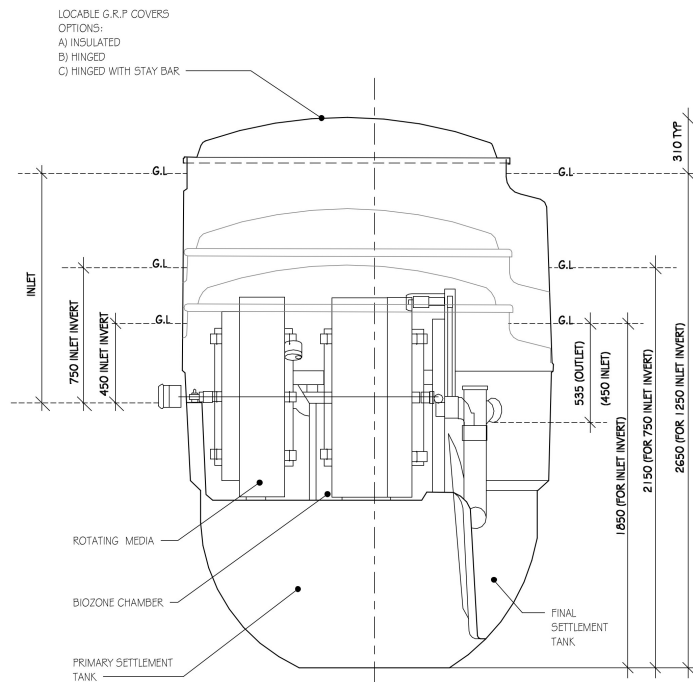
RENALD JULIEN
THE BIGHT & THOMAS STUBBS, PROVIDENCIALES
60807/96
FOUNDATION PLAN

Providenciales Islands B.V.L.
Cell: (649) 246-2583
Cell: (649) 346-4272
Email: renald@renaldjulien.com
Facebook: [renaldjulien](https://www.facebook.com/renaldjulien)
Instagram: [renaldjulien](https://www.instagram.com/renaldjulien)

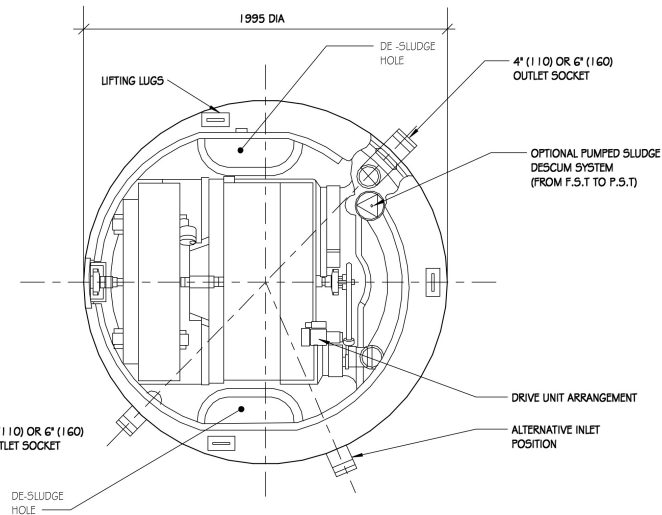


Drawn by DAMEKO DEAN
Checked by DAMEKO DEAN
Date: OCTOBER 2022
Scale:
Sheet Number
32
Project number:

The design, ideas, arrangements, and plans shown on this drawing are owned by and the property of Conceptual Architectural Design. When dimensions on this drawing do not match those on the site, the dimensions on this drawing shall prevail. The contractor shall verify all dimensions and conditions at the site and the contractor shall be responsible for all dimensions and conditions at the site. The contractor shall be responsible for all dimensions and conditions at the site.



**COVER, TOP SECTION, BASE & BIOZONE TANK
SECTIONED ON CENTRE LINE FOR CLARITY**

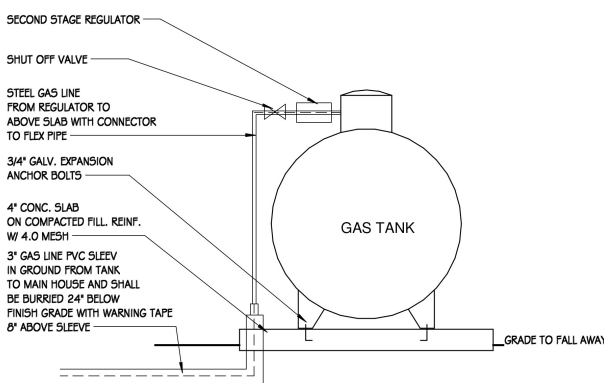


**PLAN VIEW WITH
COVER REMOVED**

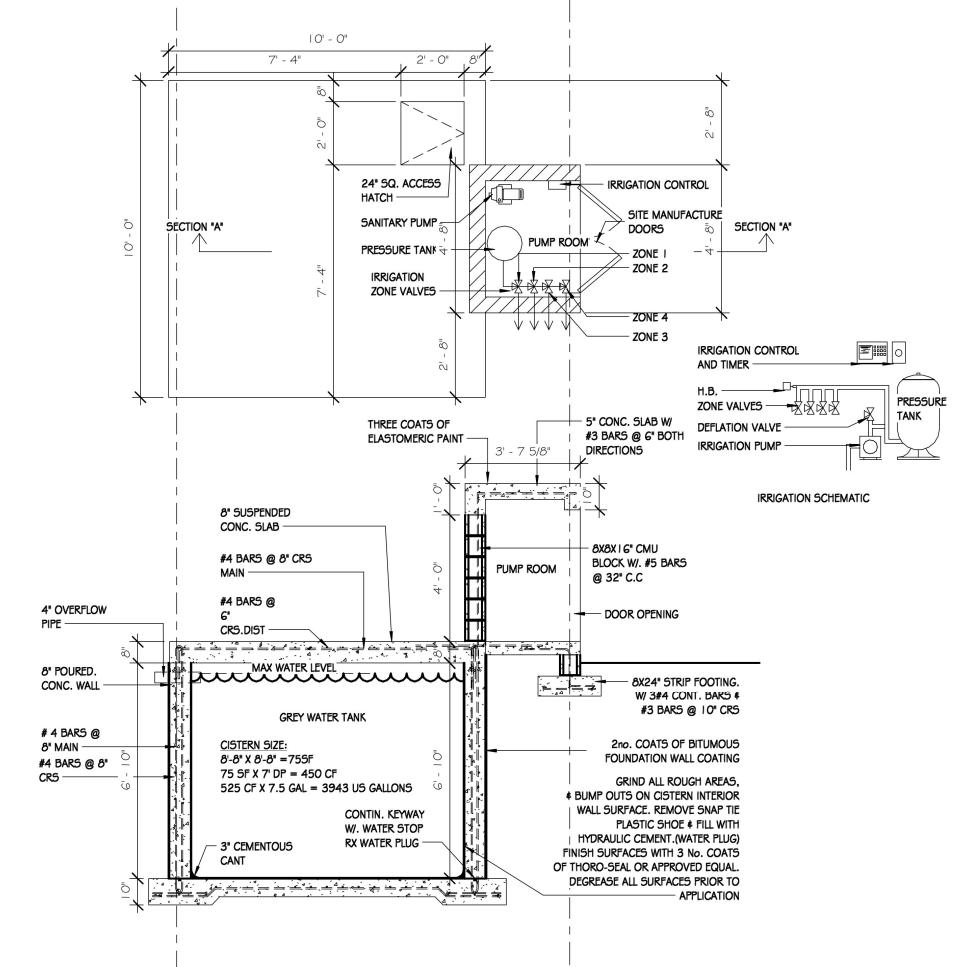
APPROX DRY WEIGHT (INCLUDING PALLET)		Kg	APPROX DRY WEIGHT (EXCLUDING PALLET)		Kg
450 INLET INVERT		335	450 INLET INVERT		3315
750 INLET INVERT		350	750 INLET INVERT		3330
1250 INLET INVERT		405	1250 INLET INVERT		3365

- NOTES**
1. BIODISC TANK & COVER ARE MANUFACTURED IN GLASS REINFORCED POLYESTER (G.R.P.) COVER IS FINISHED IN GREEN TO BS 4800 TINT 12:3:25
 2. FOR DESLUDGING PROCEDURE SEE MAINTENANCE HANDBOOK.
 3. ELECTRICAL SUPPLY- 240 VOLTS, 2 AMPS, SINGLE PHASE. (THREE PHASE OPTIONAL). CONTROL PANEL SUPPLIED.
 4. BIODISC MUST ONLY BE LIFTED BY 3 LUGS PROVIDED.
 5. 3" DRAIN INVERTS AVAILABLE. DIMENSIONS ON DRAWING, GROUND LEVEL TO TO COVER 95mm TYP. CAN BE REDUCED BY GROUND FINISH TO APPROX 25mm.
 6. FOR INSTALLATION, MAINTENANCE & DESLUDGE DETAILS REFER TO P00093, P00094 & P00095

① Klargester Detail
3/4" = 1'-0"



③ Gastank Detail
3/4" = 1'-0"



② IRRIGATION CISTERN
3/8" = 1'-0"




REVISIONS		
No.	Description	Date

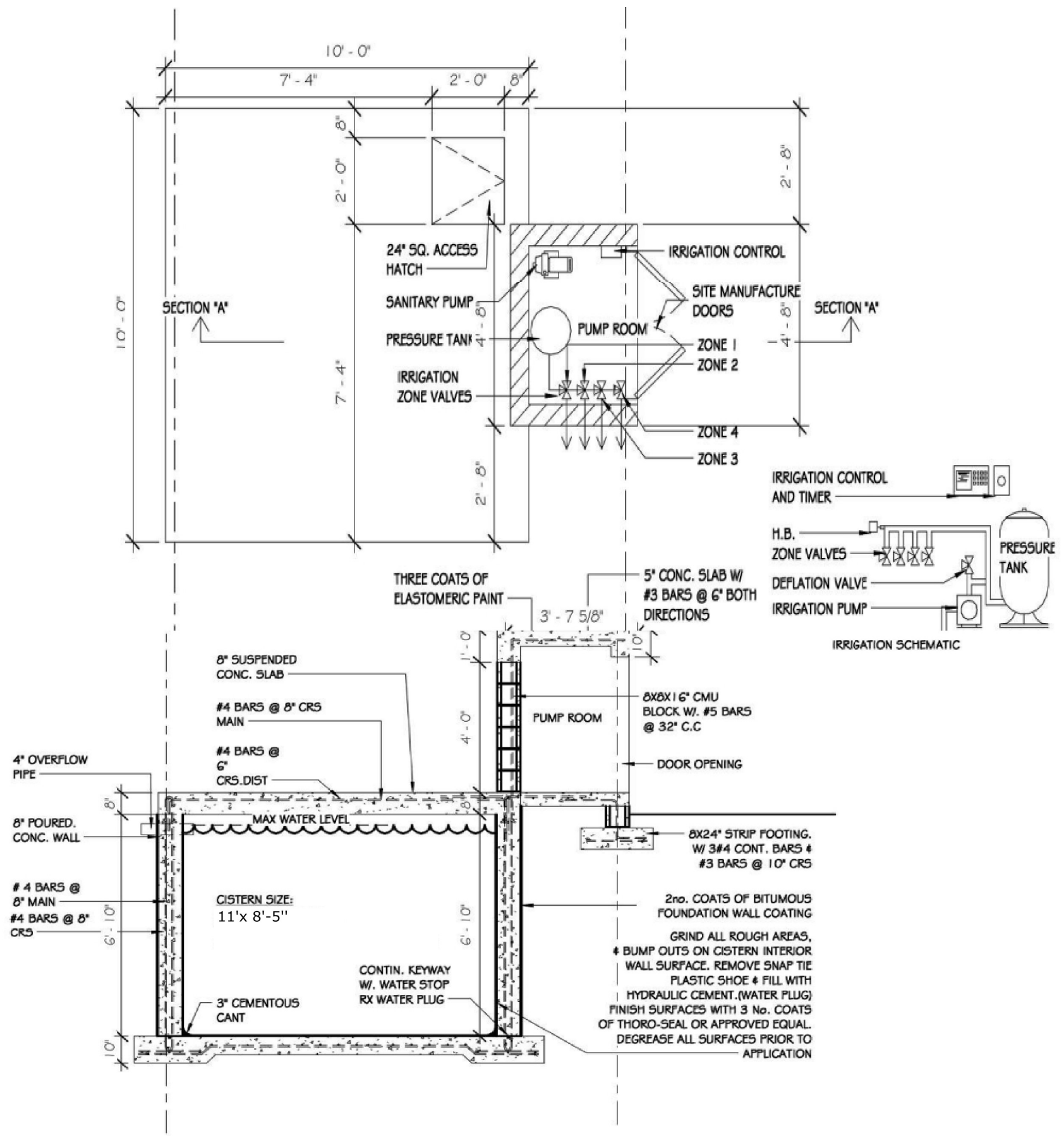
Consultant
Address
Phone
Fax
e-mail
Consultant
Address
Phone
Fax
e-mail

RENALD JULIEN
THE BIGHT & THOMAS STUBBS, PROVIDENCIALES
60807/96
DETAILS

Providenciales Islands B.V.L.
Cell: (649) 246-2583
Cell: (649) 346-4272
Email: renald@renaldjulien.com
Facebook: RenaldJulienArch ADms



Drawn by DAMEKO DEAN
Checked by DAMEKO DEAN
Date: OCTOBER 2022
Scale:
Sheet Number
33
Project number:



1 CISTERN
3/8" = 1'-0"



REVISIONS		
No.	Description	Date

Consultant
Address
Phone
Fax
e-mail
Consultant
Address
Phone
Fax
e-mail

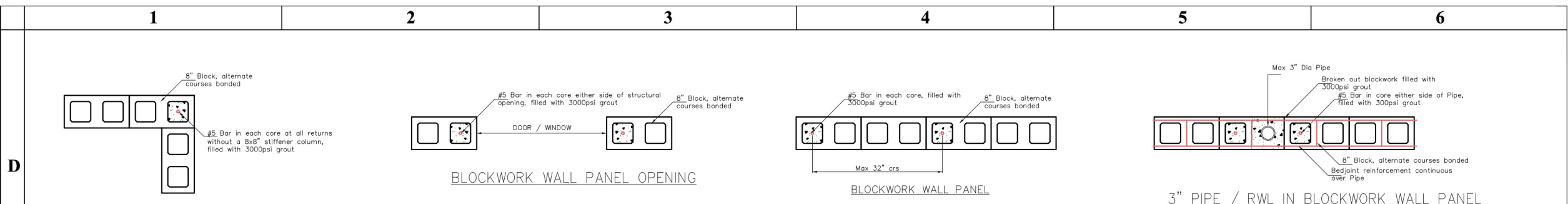
RENALD JULIEN
THE BIGHT & THOMAS STUBBS, PROVIDENCIALES
60807/196
DETAILS

Providenciales Islands B.V.I.
Cell: (649) 246-2583
Cell: (649) 346-4272
Email: rjulien@renaldjulien.com
Facebook: RenaldJulienArch
Instagram: RenaldJulienArch



Drawn by DAMEKO DEAN
Checked by DAMEKO DEAN
Date: OCTOBER 2022
Scale:
Sheet Number
34
Project number:

The design, ideas, arrangements, and plans shown on this drawing are owned by and the property of Conceptual Architecture & Design. When dimensions on this drawing do not match, the dimensions and conditions on this drawing shall prevail. The client is responsible for all dimensions and conditions on this drawing and the client shall be notified of any variations from the dimensions and conditions on this drawing.



D

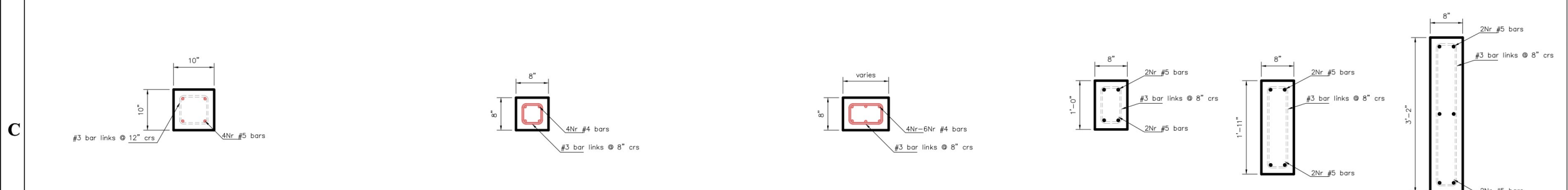
BLOCKWORK WALL RETURN

BLOCKWORK WALL PANEL OPENING

BLOCKWORK WALL PANEL

BLOCKWORK FILLED CORES, GENERAL DETAILS

3" PIPE / RWL IN BLOCKWORK WALL PANEL



C

STRUCTURAL COLUMN C1

TYPICAL STIFFENER COLUMN - SC

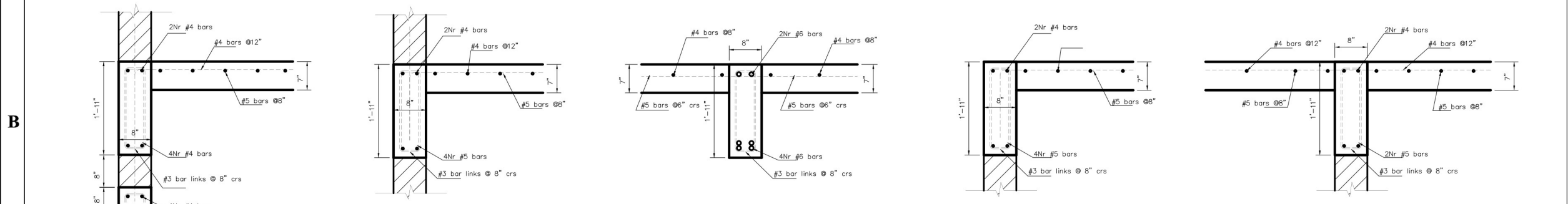
STIFFENER COLUMN - SC1

BEAM B1

BEAM B2

BEAM B3

TYPICAL RING BEAM



B

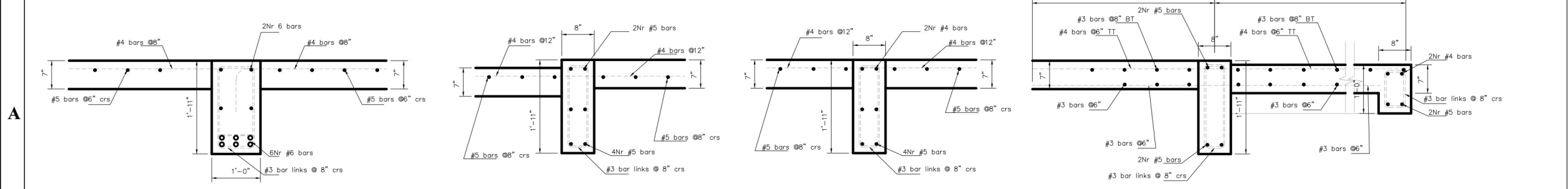
BEAM 1

BEAM 2

BEAM 3

BEAM 4

BEAM 5



A

BEAM 6

BEAM 7

BEAM 8

BEAM 9



REVISIONS		
No.	Description	Date

Consultant
Address
Phone
Fax
e-mail

Consultant
Address
Phone
Fax
e-mail

RENALD JULIEN

THE BIGHT & THOMAS STUBBS, PROVIDENCIALES

60807/96

BEAM DETAILS

Providenciales Islands B.V.I.
Cell: (649) 246-2583
Cell: (649) 346-4272
Email: renald@bightandthomas.com
Facebook: [BightandThomas](https://www.facebook.com/BightandThomas)

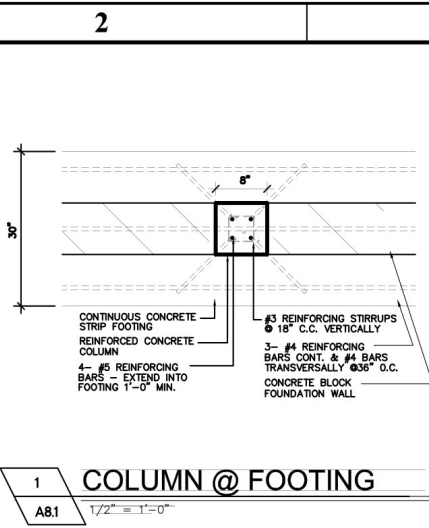


Drawn by **DAMEKO DEAN**
Checked by **DAMEKO DEAN**
Date: **OCTOBER 2022**
Scale:
Sheet Number
35
Project number:

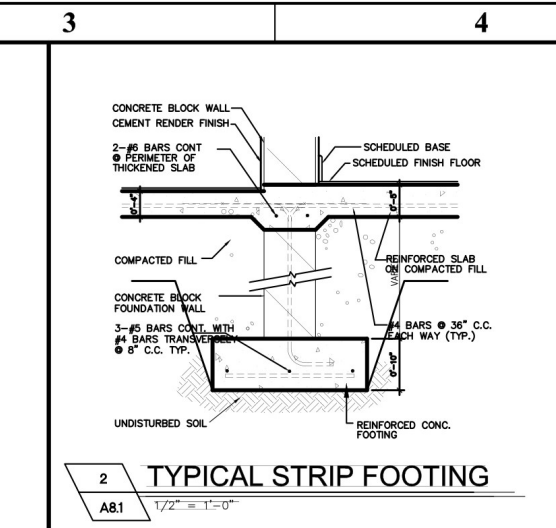
The design, ideas, arrangements, and plans shown on this drawing are owned by and the property of Conceptual Architecture & Design. When incorporated in any project, their responsibility is to provide the design and drawings. Contractors shall verify and be responsible for all dimensions and conditions on project and the information be verified if any conflicts from the dimensions and conditions on project.

CONSTRUCTION NOTES

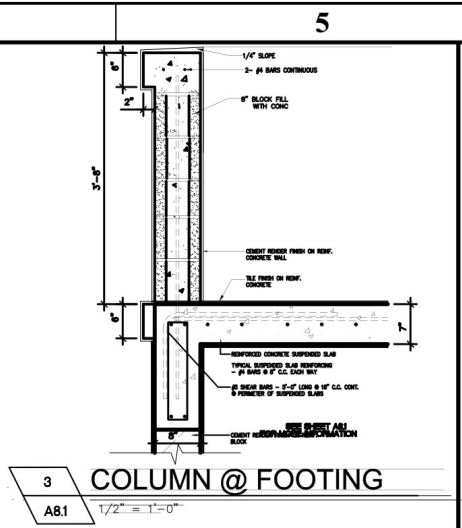
- CO-ORDINATE ALL STRUCTURAL WORK AND DRAWINGS WITH ARCHITECTURAL, MECHANICAL AND ELECTRICAL WORK AND DRAWINGS.
 - REPORT ANY DISCREPANCIES OR CONFLICTS IN DIMENSIONS AND/OR DETAILS TO THE ARCHITECT PRIOR TO COMMENCING THE WORK IN QUESTION.
 - ALL STRUCTURAL WORK TO BE IN ACCORDANCE WITH THE TURKS & CAICOS ISLANDS BUILDING CODE 1998 EDITION AND OTHER APPLICABLE STANDARDS AS NOTED BELOW.
- EXCAVATION AND BACKFILL WITHIN & ADJACENT TO BUILDING**
- STRIP ALL TOP SOIL FROM THE BUILDING SITE AND STOCKPILE ON SITE AS DIRECTED BY THE ARCHITECT.
- SERVICES**
- ALL SERVICES ARE TO BE VERIFIED AND LOCATED PRIOR TO EXCAVATION.
- FOOTING EXCAVATION**
- ALL FOOTINGS ARE TO BE FOUND ON UNDISTURBED SAND A MIN. 2'-0" BELOW ORIGINAL GRADE ON SITE BUT NOT LESS THAN SHOWN ON ARCHITECTURAL DRAWINGS.
 - FOOTINGS ARE DESIGNED FOR A SAFE ALLOWABLE BEARING PRESSURE OF 4000 PSF.
 - PRIOR TO FORMING FOOTING, EXPOSED SUB-GRADE TO BE REVIEWED BY ARCHITECT TO CONFIRM THE ALLOWABLE BEARING PRESSURE.
- BACKFILL - WITHIN BUILDING**
- PROOF ROLL ALL AREAS WHICH ARE TO RECEIVE SLAB ON GRADE AND REMOVE ALL SOFT AND OTHERWISE COMPRESSIBLE MATERIAL.
 - PLACE APPROVED SEA SAND (MARLE) FILL IN 8" LOOSE MEASURE LIFTS AND COMPACT TO 98% OF THE MATERIALS' MAXIMUM STANDARD PROCTOR DENSITY.
 - DIRECTLY BENEATH THE SLAB-ON-GRADE, PLACE 8" OF MARLE COMPACTED TO 100% STANDARD PROCTOR DENSITY.
- BACKFILL - ADJACENT TO BUILDING**
- PLACE AND COMPACT APPROVED FREE-DRAINING GRANULAR FILL IN 8" LOOSE MEASURED LIFTS AND COMPACT TO 95% OF THE FILL MATERIALS' MAXIMUM STANDARD PROCTOR DRY DENSITY.
- NOTE:
1) WHEN BACKFILLING AND COMPACTING EITHER INTERIOR OR EXTERIOR FOUNDATION WALLS, THE HEIGHT DIFFERENCE OF FILL ON EITHER SIDE OF THE WALL SHALL NOT EXCEED 8".
- CAST-IN-PLACE CONCRETE AND CONCRETE REINFORCING**
- ALL CONCRETE WORK INCLUDING MATERIALS, MIXING, PLACING, CURING, HOT WEATHER PROTECTION AND FORMWORK IN ACCORDANCE ACI 318.1 M-89 "BUILDING CODE REQUIREMENTS FOR REINFORCED CONCRETE".
 - ALL CONCRETE REINFORCING INCLUDING MATERIALS, FABRICATION, DETAILING, LAP SPLICES, PLACEMENT, FIXING AND COVER IN ACCORDANCE WITH RELEVANT ASTM STANDARDS EXCEPT AS PROVIDED IN ACI 318.
 - INTERIOR SLABS-ON-GRADE SHALL CONFORM TO ACI STANDARD 302-1989 "RECOMMENDED PRACTICE FOR CONCRETE FLOOR AND SLAB CONSTRUCTION" AND ACI STANDARD 301-1972 (REVISED 1975) "SPECIFICATIONS FOR STRUCTURAL CONCRETE FOR BUILDINGS".
- FOLLOW ELEVATIONS SHOWN ON DRAWINGS WITH A MAXIMUM VERTICAL TOLERANCE OF ± 1/4 INCH.
 - ALL EXTERIOR SLABS ARE TO RECEIVE A UNIFORM MACHINE FLOAT OR HARDWOOD FLOAT FINISH AFTER BLEED WATER HAS RETREATED.
 - FOR FLOORS TO RECEIVE TILE TOPPING FINISHES, THE SLAB IS TO BE COMPLETED WITH A LIGHT SINGLE PASS STEEL TROWEL FINISH. DO NOT OVER-TROWEL TO CREATE A DENSE COMPACT SURFACE.
 - ALL SLABS-ON-GRADE SHALL BE FREE OF ALL CHATTER MARKS, RIDGES AND DEPRESSIONS.
 - ALL INTERIOR SLABS TO RECEIVE A FINAL STEEL TROWEL FINISH UNLESS NOTED OTHERWISE.
- TYPICAL SLAB-ON-GRADE CONSTRUCTION SHALL BE 5" CONCRETE SLAB WITH 6x6 W/W.
 - FOR SLAB-ON-GRADE CONSTRUCTION, SUPPORT WELDED WIRE FABRIC ON 4"x4"x3" CONCRETE BRICKS SPACED AT 4'-0" ON CENTRE EACH WAY.
 - VAPOUR BARRIER IS TO BE LAPPED 8" MINIMUM AT JOINTS AND TURNED UP AT SLAB EDGES. IMMEDIATELY PRIOR TO PLACING CONCRETE, INSPECT VAPOR BARRIER AND PATCH ALL PUNCTURES.
 - PROVIDE EITHER CONSTRUCTION JOINTS OR SAWCUT CONTROL JOINTS AS DETAILED ON DRAWINGS AT ALL LOCATIONS SHOWN ON FOUNDATION PLAN AND AT ALL POINTS WHERE THE SLAB PASSES OVER AN INTERIOR FOUNDATION WALL (TYPICALLY AT DOORWAYS).
 - SAWCUT CONTROL JOINTS ARE TO BE CUT WITHIN 24 HOURS OF POURING THE SLAB-ON-GRADE OR WHEN THE CONCRETE HAS SUFFICIENTLY CURED TO PREVENT THE SURFACE FROM CHIPPING AT THE SAWCUT.
 - THE LOCATION OF SLAB-ON-GRADE CONSTRUCTION JOINTS AND SAWCUT CONTROL JOINTS IN AREAS TO RECEIVE STONE TOPPING FINISH ARE TO BE CO-ORDINATED WITH STONE TOPPING CONTROL JOINTS.
 - DO NOT START CONCRETE PLACING UNTIL THE ARCHITECT HAS REVIEWED AND APPROVED ALL PREPARATIONS INCLUDING FORMS, JOINTS AND REINFORCING.
 - NOTIFY THE ARCHITECT AT LEAST 24 HOURS IN ADVANCE OF ANY LARGE MAJOR POUR.
- CONCRETE:**
- THE COMPRESSIVE STRENGTH OF ALL CONCRETE IS TO BE DETERMINED FROM TEST CYLINDERS MADE IN ACCORDANCE WITH INDUSTRY STANDARDS. CONTACT TESTING COMPANY FOR CORRECT CYLINDER FORMING AND CURING PROCEDURES PRIOR TO ANY CONCRETE POUR ON SITE. REFER TO TESTING SECTION FOR REQUIRED TESTS AND NUMBER CYLINDERS.
- A) FOOTINGS, INTERIOR SLAB-ON-GRADE SPECIFIED 28 DAY STRENGTH 3500 psi. SLUMP 3" ± 1".
- B) SUSPENDED SLABS EXTERIOR SLAB-ON GRADE SPECIFIED 28 DAY STRENGTH 4000 psi. SLUMP 3" ± 1".
- C) CONCRETE COLUMNS AND BEAMS SPECIFIED 28 DAY STRENGTH 4000 psi.
- MASONRY:**
- ALL MASONRY WORK INCLUDING MATERIALS, MIXING, LAYING, WORKMANSHIP AND PROCEDURES IN ACCORDANCE WITH ACI 530-92-BUILDING CODE REQUIREMENTS FOR MASONRY STRUCTURES AND CUBIC PART 2 SECTION 4-STRUCTURAL REQUIREMENTS-BLOCK MASONRY.
 - CONCRETE MASONRY UNITS TO HAVE A UNIT COMPRESSIVE STRENGTH OF 11.3 MPa. (1500 psi) MINIMUM BASED ON GROSS AREA.
 - MORTAR TO BE TYPE "S".
 - PROVIDE CONTINUOUS HOT DIP GALVANIZED LADDER TYPE MASONRY REINFORCING AT 16" ON CENTRE VERTICAL FOR ALL EXTERIOR, SINGLE WYTHE, MASONRY WALLS. MASONRY REINFORCING SHALL CONFORM TO SECTION 15, SUBSECTION 1502 OF THE CARIBBEAN UNIFORM BUILDING CODE. CARRY LADDER REINFORCING THROUGH ALL COLUMNS AND INTO SHER WALLS.



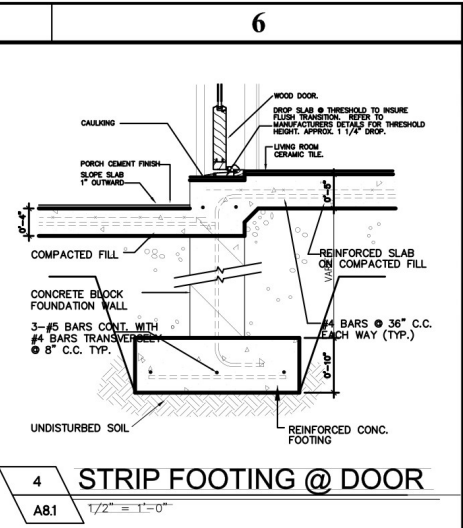
1 COLUMN @ FOOTING
A8.1 1/2" = 1'-0"



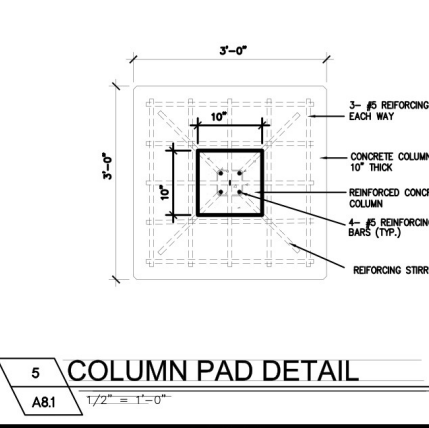
2 TYPICAL STRIP FOOTING
A8.1 1/2" = 1'-0"



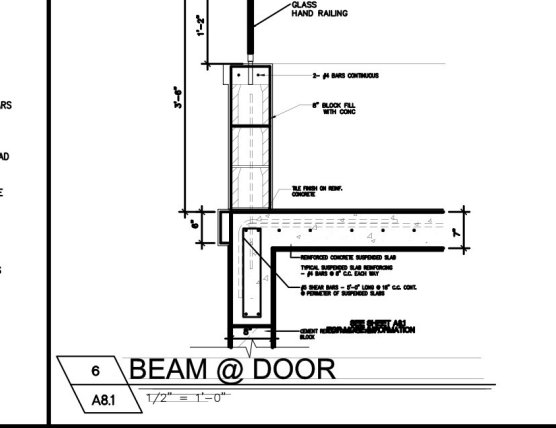
3 COLUMN @ FOOTING
A8.1 1/2" = 1'-0"



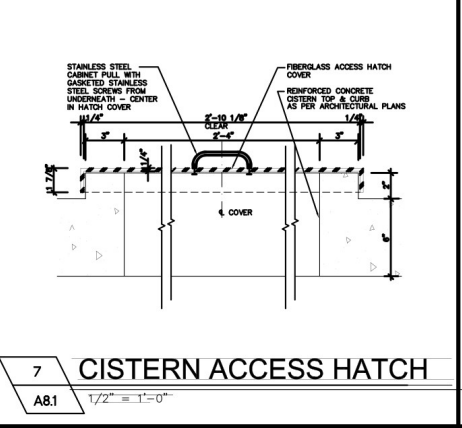
4 STRIP FOOTING @ DOOR
A8.1 1/2" = 1'-0"



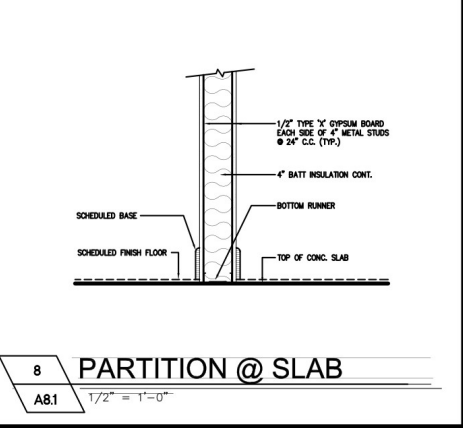
5 COLUMN PAD DETAIL
A8.1 1/2" = 1'-0"



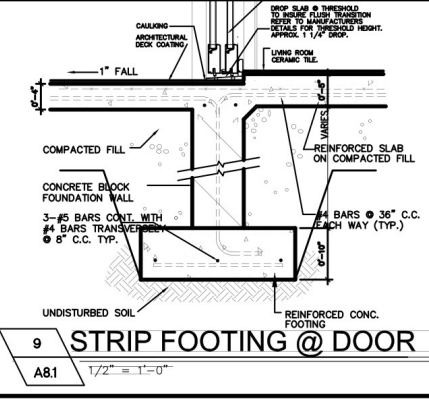
6 BEAM @ DOOR
A8.1 1/2" = 1'-0"



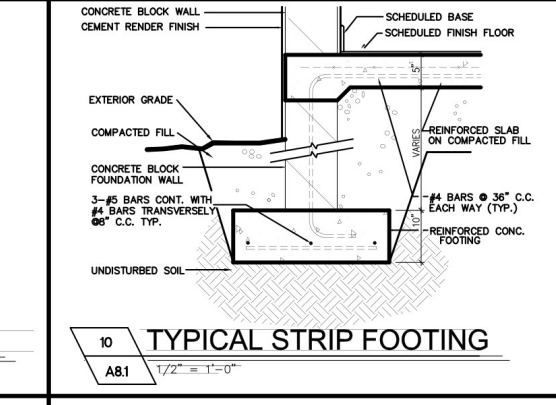
7 CISTERN ACCESS HATCH
A8.1 1/2" = 1'-0"



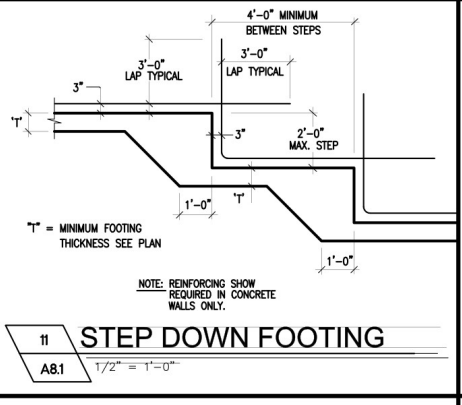
8 PARTITION @ SLAB
A8.1 1/2" = 1'-0"



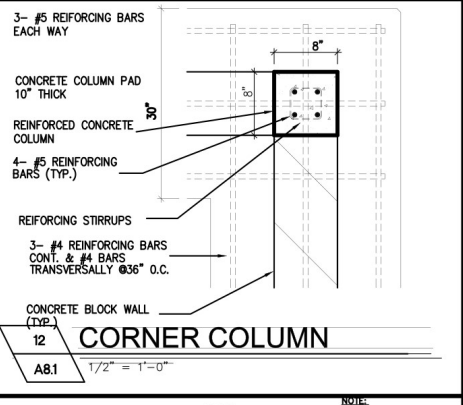
9 STRIP FOOTING @ DOOR
A8.1 1/2" = 1'-0"



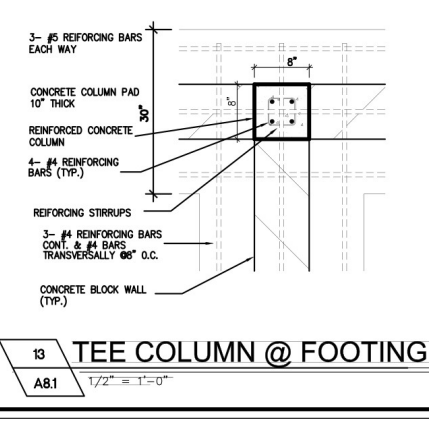
10 TYPICAL STRIP FOOTING
A8.1 1/2" = 1'-0"



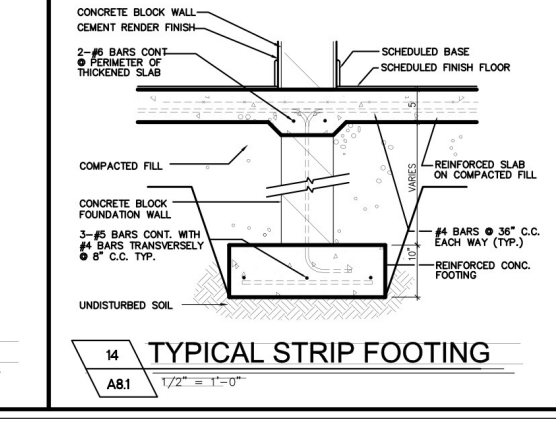
11 STEP DOWN FOOTING
A8.1 1/2" = 1'-0"



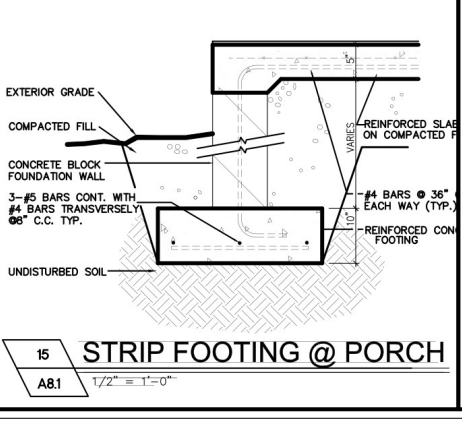
12 CORNER COLUMN
A8.1 1/2" = 1'-0"



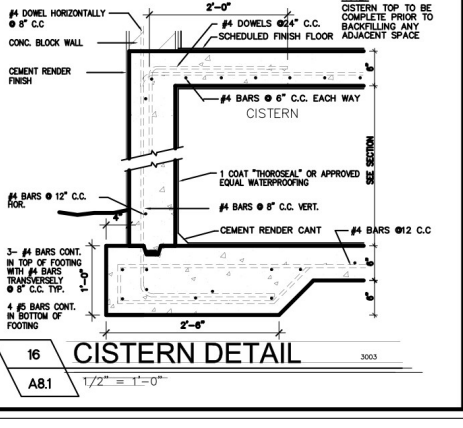
13 TEE COLUMN @ FOOTING
A8.1 1/2" = 1'-0"



14 TYPICAL STRIP FOOTING
A8.1 1/2" = 1'-0"



15 STRIP FOOTING @ PORCH
A8.1 1/2" = 1'-0"



16 CISTERN DETAIL
A8.1 1/2" = 1'-0"


REVISIONS		
No.	Description	Date

Consultant
Address
Phone
Fax
e-mail
Consultant
Address
Phone
Fax
e-mail

RENALD JULIEN
60807/96
CONCRETE DETAILS

THE BIGHT & THOMAS STUBBS, PROVIDENCIALES

Providenciales, Turks & Caicos Islands, B.W.I.
Cell: (649) 246-2583
Cell: (649) 346-4272
Email: renald@julien.com
Facebook: Renald Julien Architect



Drawn by DAMEKO DEAN
Checked by DAMEKO DEAN
Date: OCTOBER 2022
Scale:
Sheet Number
36
Project number:

The design, ideas, arrangements and plans shown on this drawing are owned by and the property of Conceptual Architectural Design. When incorporated in any project, items incorporated in any project shall be distributed to any parties. Items incorporated in any project shall be distributed to any parties. Items incorporated in any project shall be distributed to any parties. Items incorporated in any project shall be distributed to any parties. Items incorporated in any project shall be distributed to any parties.