




BAY ROAD DEVELOPMENT

ARCHITECT:



**Providenciales
Turks & Caicos Islands. B.W.I.
Cell:(649) 246-2583)
Cell:(649) 342-4272
dameko.dean@gmail.com
Facebook: Conceptual Arch.
& Des.**

RESIDENTIAL

LOCATION:
BLOCK 60501, PLOT 12
PROVIDENCIALES
TURKS AND CAICOS ISLANDS

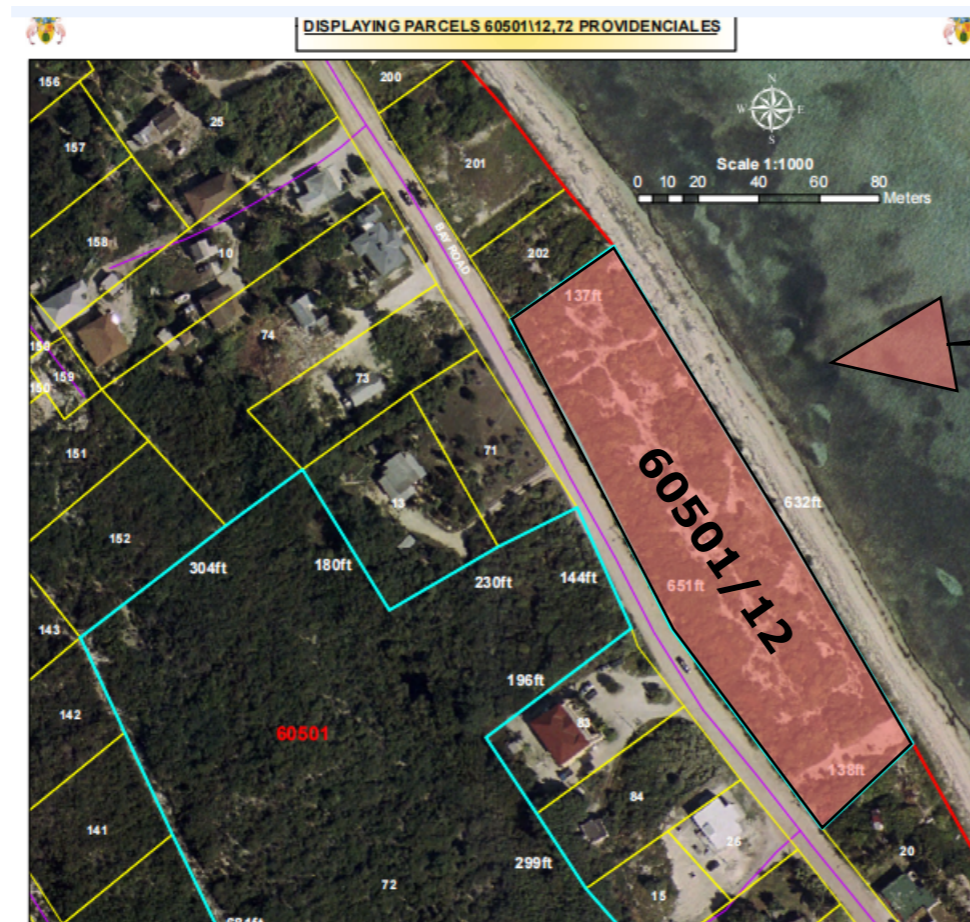
AREA:
2352.58 SQFT. TOTAL NEW CONSTRUCTION
94401.11 SQFT. TOTAL PLOT AREA

NOTE:

The design, ideas, arrangements, and plans shown on this drawing are owned by and the property of conceptual Architecture & design None of such ideas, designs, arrangements, or plans shall be used by or disclosed to any person, firm or corporation for any purpose without the written permission of conceptual Architecture & Design written dimension on the drawing shall take precedence over scaled dimensions. Contractors shall verify and be responsible for all dimensions and conditions on the job and this office must be notified of any variations from the dimensions



1 ISLAND LOCATION PLAN
A1.1 scale



2 LOT LOCATION PLAN
A1.1 scale



REVISION		
NO.	Description	Date

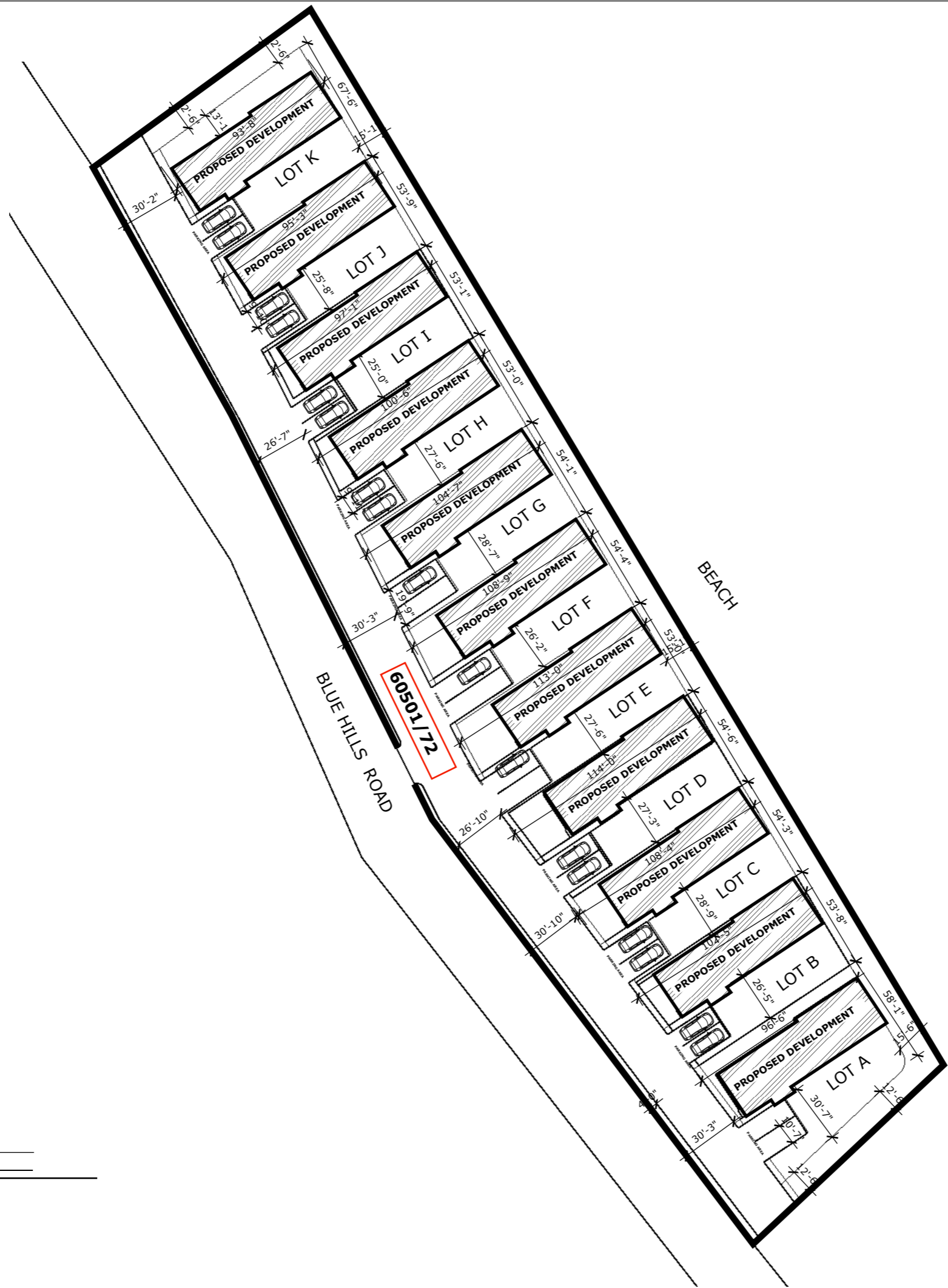
Consultant
Address
Phone
Fax
e-mail
Consultant
Address
Phone
Fax
e-mail

BAYROAD DEVELOPMENT
TURKS AND CAICOS ISLAND
60501/12
SITE MAP

Providenciales
Turks & Caicos Islands. B.W.I.
Cell: (649) 246-2583
Cell: (649) 342-4272
dameko.dean@gmail.com
Facebook: Conceptual Arch.
& Des.

Drawn by: DAMEKO DEAN
Checked by: DAMEKO DEAN
Date: APRIL 2023
Scale: AS SHOWN
Sheet
Number A1.0
Project number:

The design, ideas, arrangements, and plans shown on this drawing are owned by and the property of Conceptual Architecture & Design. None of such ideas, designs, arrangements, or plans shall be used by or disclosed to any person, firm or corporation for any purpose without the written permission of Conceptual Architecture & Design. Written dimension on the drawing shall take precedence over scaled dimensions. Contractors shall verify and be responsible for all dimensions and conditions on the job and this office must be notified of any variations from the dimensions.



1 SITE PLAN
A1.1 scale 1"=60'



REVISION		
NO.	Description	Date

Consultant
 Address
 Phone
 Fax
 e-mail
 Consultant
 Address
 Phone
 Fax
 e-mail

BAYROAD DEVELOPMENT
 TURKS AND CAICOS ISLANDS
60501/12
SITE PLAN

Providenciales
Turks & Caicos Islands. B.W.I.
 Cell: (649) 246-2583
 Cell: (649) 342-4272
 dameko.dean@gmail.com
 Facebook: Conceptual Arch.
 & Des.

Drawn by: DAMEKO DEAN
 Checked by: DAMEKO DEAN
 Date: OCTOBER 2024
 Scale: AS SHOWN
 Sheet
 Number **A3.2**
 Project number:

The design, ideas, arrangements, and plans shown on this drawing are owned by and the property of Conceptual Architecture & Design. None of such ideas, designs, arrangements, or plans shall be used by or disclosed to any person, firm or corporation for any purpose without the written permission of Conceptual Architecture & Design. Written dimension on the drawing shall take precedence over scaled dimensions. Contractors shall verify and be responsible for all dimensions and conditions on the job and this office must be notified of any variations from the dimensions.



RENDER



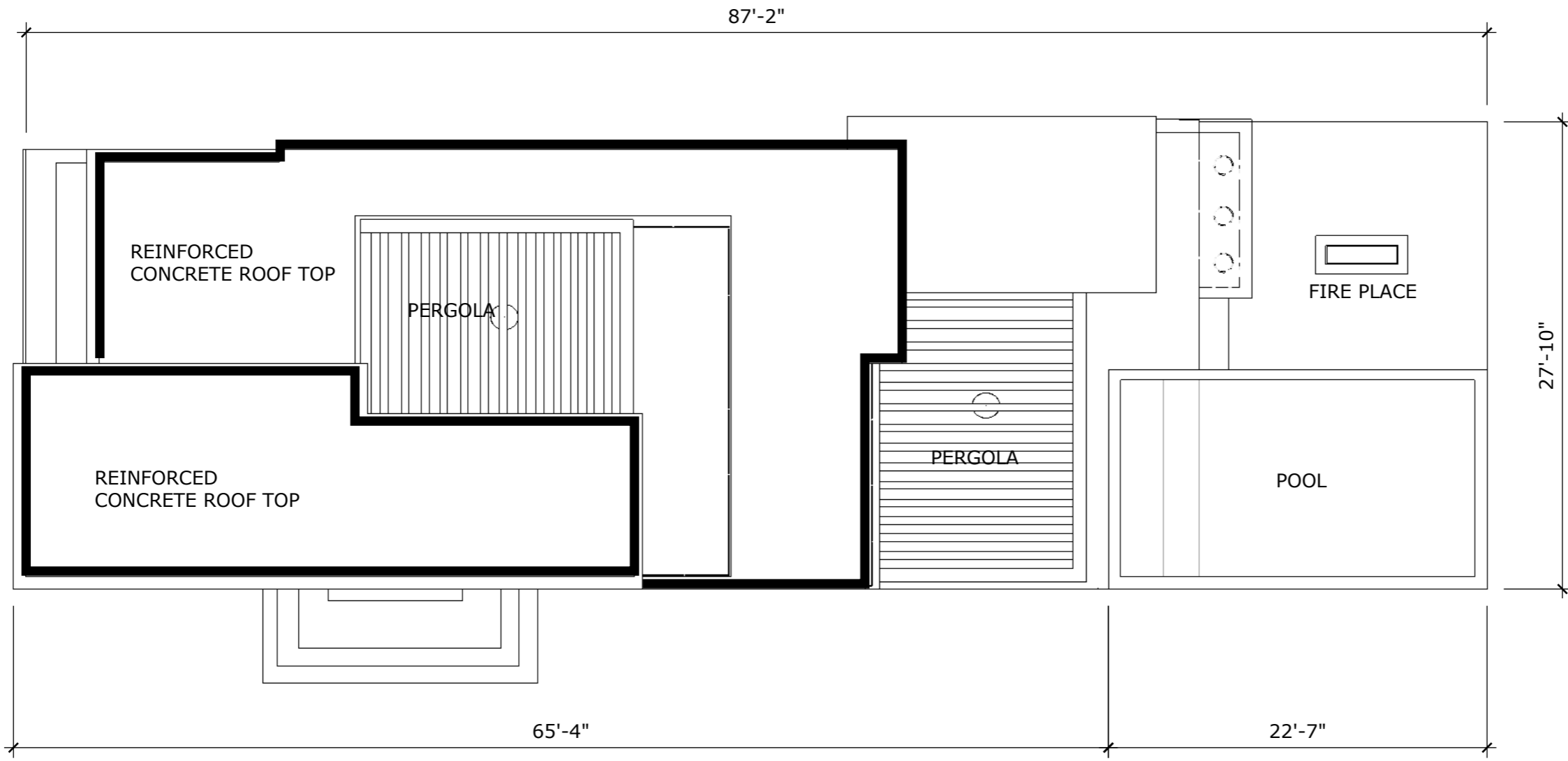
RENDER



RENDER



RENDER



1 ROOF PLAN
A5 scale 1/8"=1'-0"



REVISION		
NO.	Description	Date

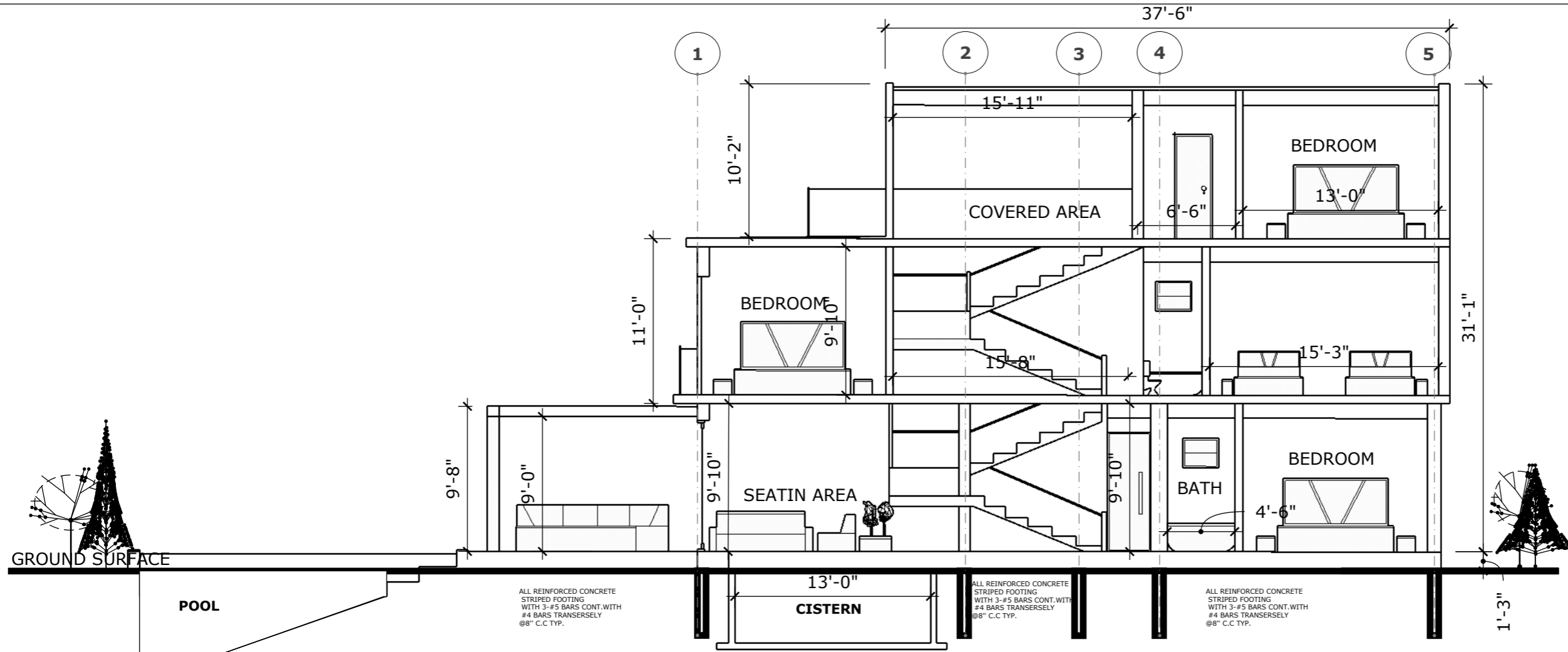
Consultant
 Address
 Phone
 Fax
 e-mail
 Consultant
 Address
 Phone
 Fax
 e-mail

BAYROAD DEVELOPMENT
 TURKS AND CAICOS ISLANDS
 60501/12
ROOF PLAN

Providenciales
Turks & Caicos Islands. B.W.I.
 Cell: (649) 246-2583
 Cell: (649) 342-4272
 dameko.dean@gmail.com
 Facebook: Conceptual Arch.
 & Des.

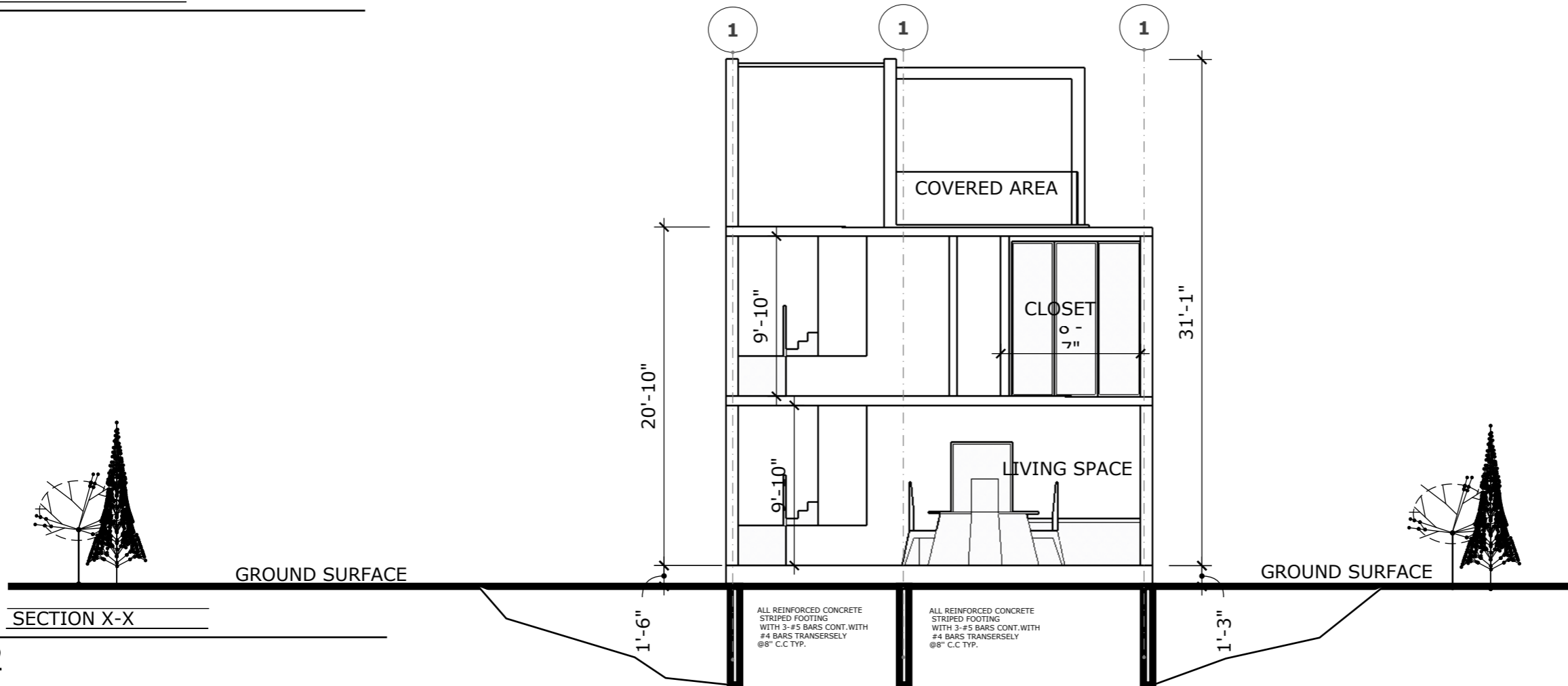
Drawn by: DAMEKO DEAN
 Checked by: DAMEKO DEAN
 Date: OCTOBER, 2024
 Scale: AS SHOWN
 Sheet
 Number **A5**
 Project number:

The design, ideas, arrangements, and plans shown on this drawing are owned by and the property of Conceptual Architecture & Design. None of such ideas, designs, arrangements, or plans shall be used by or disclosed to any person, firm or corporation for any purpose without the written permission of Conceptual Architecture & Design. Written dimension on the drawing shall take precedence over scaled dimensions. Contractors shall verify and be responsible for all dimensions and conditions on the job and this office must be notified of any variations from the dimensions.



1 SECTION Y-Y

A4.2



1 SECTION X-X

A4.2



REVISION		
NO.	Description	Date


Consultant
 Address
 Phone
 Fax
 e-mail
 Consultant
 Address
 Phone
 Fax
 e-mail

BAYROAD DEVELOPMENT
 TURKS AND CAICOS ISLAND
 60501/12
SECTION

Providenciales
Turks & Caicos Islands. B.W.I.
 Cell: (649) 246-2583
 Cell: (649) 342-4272
 dameko.dean@gmail.com
 Facebook: Conceptual Arch. & Des.

Drawn by: DAMEKO DEAN
 Checked by: DAMEKO DEAN
 Date: JUNE, 2024
 Scale: AS SHOWN
 Sheet
 Number **A4.2**
 Project number:

The design, ideas, arrangements, and plans shown on this drawing are owned by and the property of Conceptual Architecture & Design. None of such ideas, designs, arrangements, or plans shall be used by or disclosed to any person, firm or corporation for any purpose without the written permission of Conceptual Architecture & Design. Written dimension on the drawing shall take precedence over scaled dimensions. Contractors shall verify and be responsible for all dimensions and conditions on the job and this office must be notified of any variations from the dimensions.



REVISION		
NO.	Description	Date

Consultant
Address
Phone
Fax
e-mail
Consultant
Address
Phone
Fax
e-mail

BAYROAD DEVELOPMENT
TURKS AND CAICOS ISLANDS
60501/12
ELEVATIONS

Providenciales
Turks & Caicos Islands, B.W.I.
Cell: (649) 246-2583
Cell: (649) 342-4272
dameko.dean@gmail.com
Facebook: Conceptual Arch. & Des.

Drawn by: DAMEKO DEAN
Checked by: DAMEKO DEAN
Date: OCTOBER, 2024
Scale: AS SHOWN
Sheet Number **A6.1**
Project number:

The design, ideas, arrangements, and plans shown on this drawing are owned by and the property of Conceptual Architecture & Design. None of such ideas, designs, arrangements, or plans shall be used by or disclosed to any person, firm or corporation for any purpose without the written permission of Conceptual Architecture & Design. Written dimension on the drawing shall take precedence over scaled dimensions. Contractors shall verify and be responsible for all dimensions and conditions on the job and this office must be notified of any variations from the dimensions.



1 FRONT ELEVATIONS
A6.1 scale 1/8"=1'-0"



1 RIGHT ELEVATIONS
A6.1 scale 1/8"=1'-0"



REVISION		
NO.	Description	Date

Consultant
 Address
 Phone
 Fax
 e-mail
 Consultant
 Address
 Phone
 Fax
 e-mail

BAYROAD DEVELOPMENT
 TURKS AND CAICOS ISLANDS
 60501/12
ELEVATIONS

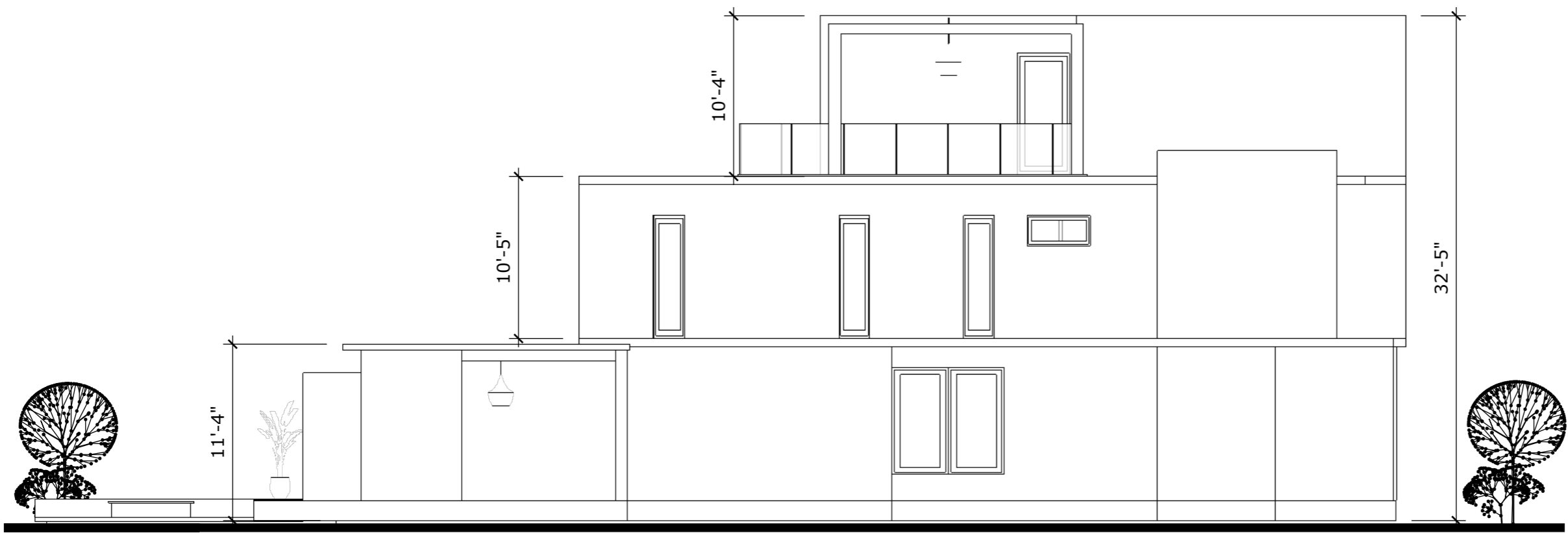
Providenciales
Turks & Caicos Islands. B.W.I.
 Cell: (649) 246-2583
 Cell: (649) 342-4272
 dameko.dean@gmail.com
 Facebook: Conceptual Arch.
 & Des.

Drawn by: DAMEKO DEAN
 Checked by: DAMEKO DEAN
 Date: OCTOBER, 2024
 Scale: AS SHOWN
 Sheet
 Number **A6.2**
 Project number:

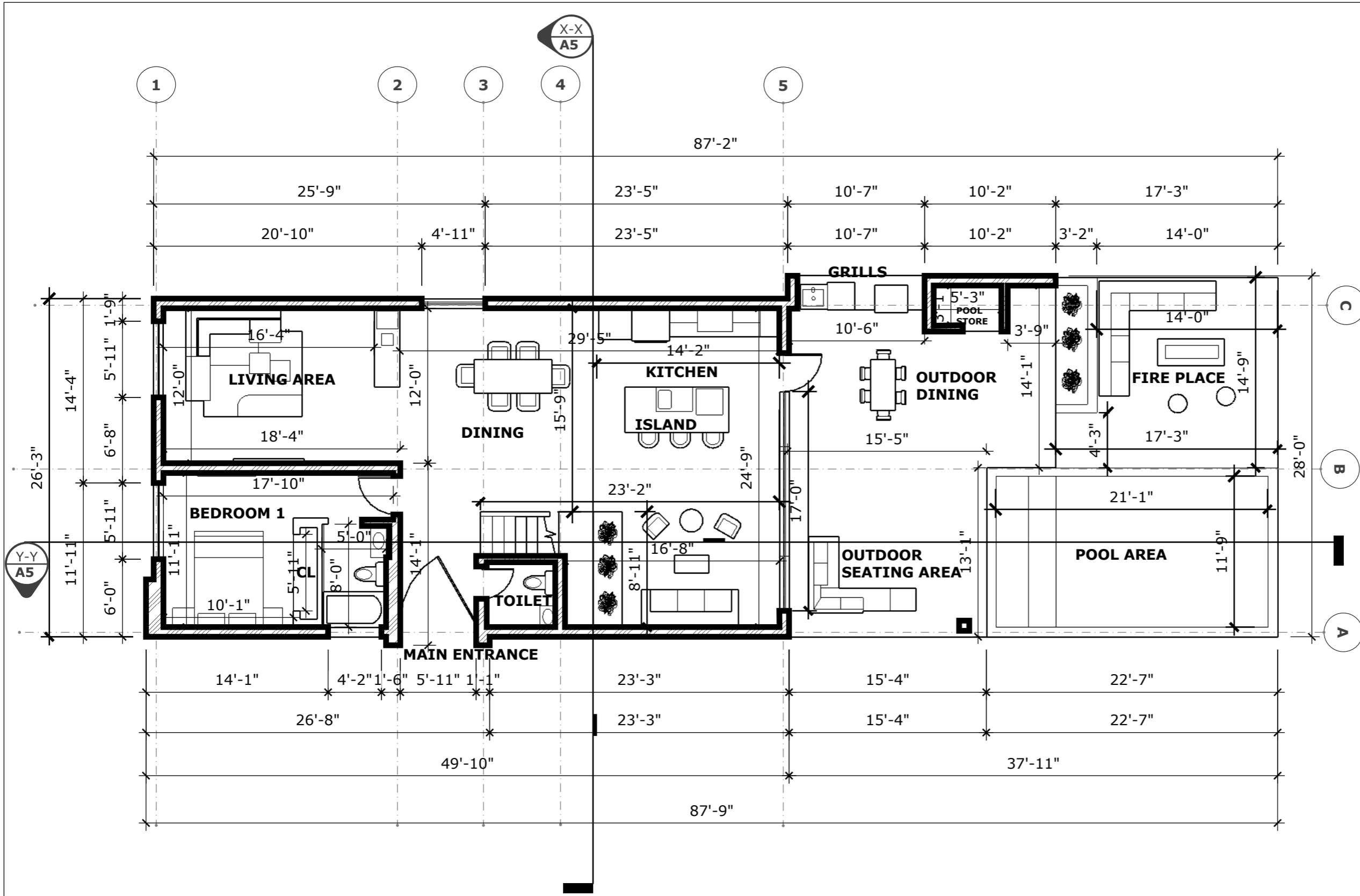
The design, ideas, arrangements, and plans shown on this drawing are owned by and the property of Conceptual Architecture & Design. None of such ideas, designs, arrangements, or plans shall be used by or disclosed to any person, firm or corporation for any purpose without the written permission of Conceptual Architecture & Design. Written dimension on the drawing shall take precedence over scaled dimensions. Contractors shall verify and be responsible for all dimensions and conditions on the job and this office must be notified of any variations from the dimensions.



1 FRONT ELEVATIONS
 A6.2 scale 1/8"=1'-0"



1 RIGHT ELEVATIONS
 A6.2 scale 1/8"=1'-0"



1 GROUND FLOOR PLAN
A3.2 scale 1/8"=1'-0"



REVISION		
NO.	Description	Date

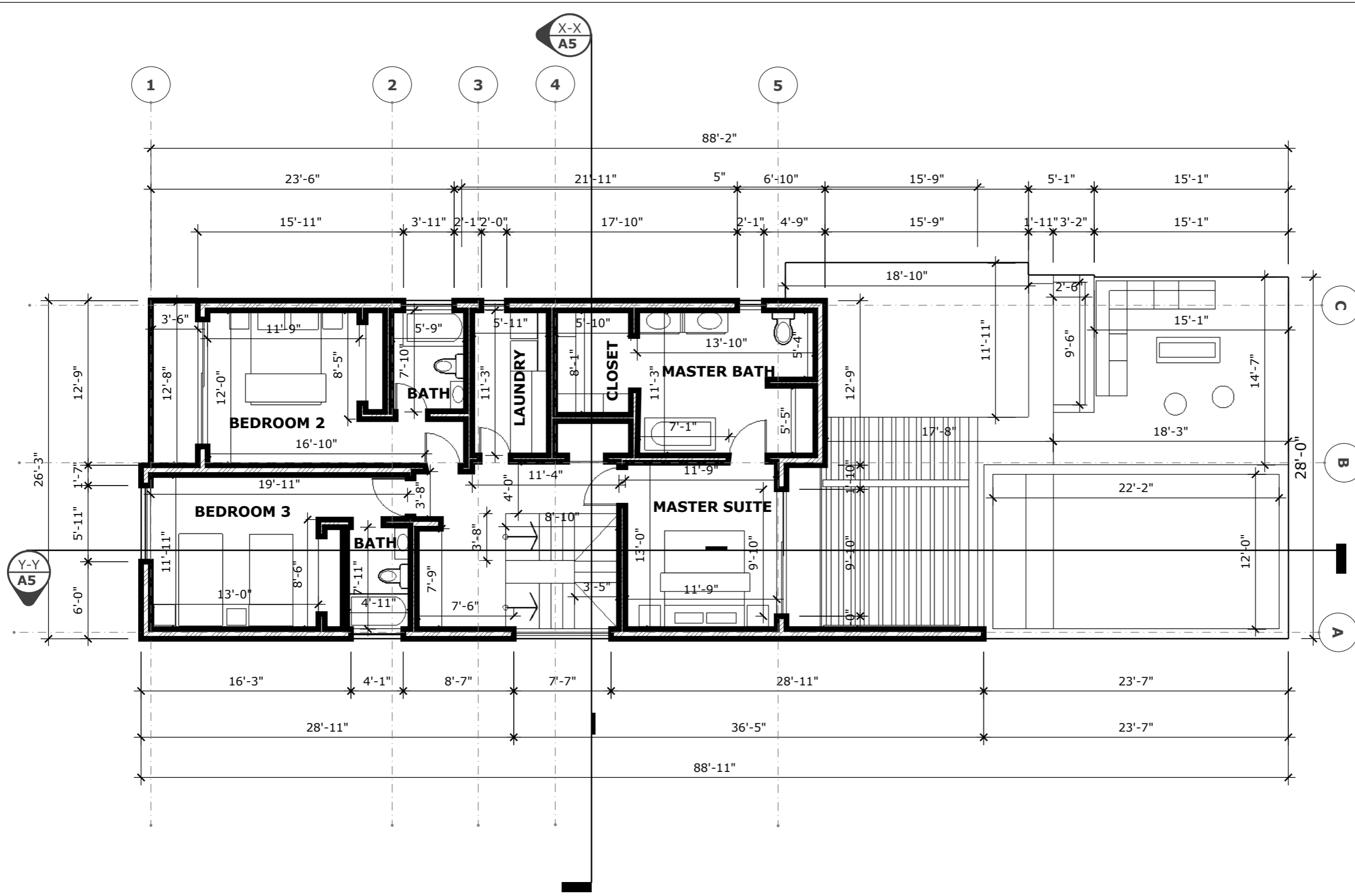
Consultant
 Address
 Phone
 Fax
 e-mail
 Consultant
 Address
 Phone
 Fax
 e-mail

BAYROAD DEVELOPMENT
 TURKS AND CAICOS ISLANDS
 60501/12
GROUND FLOOR PLAN

Providenciales
 Turks & Caicos Islands. B.W.I.
 Cell: (649) 246-2583
 Cell: (649) 342-4272
 dameko.dean@gmail.com
 Facebook: Conceptual Arch.
 & Des.

Drawn by: DAMEKO DEAN
 Checked by: DAMEKO DEAN
 Date: OCTOBER, 2024
 Scale: AS SHOWN
 Sheet
 Number **A3.2**
 Project number:

The design, ideas, arrangements, and plans shown on this drawing are owned by and the property of Conceptual Architecture & Design. None of such ideas, designs, arrangements, or plans shall be used by or disclosed to any person, firm or corporation without the written permission of Conceptual Architecture & Design. Written dimension on the drawing shall take precedence over scaled dimensions. Contractors shall verify and be responsible for all dimensions and conditions on the job and this office must be notified of any variations from the dimensions.



1 SECOND FLOOR PLAN
A3.2 scale 1/8"=1'-0"



REVISION		
NO.	Description	Date

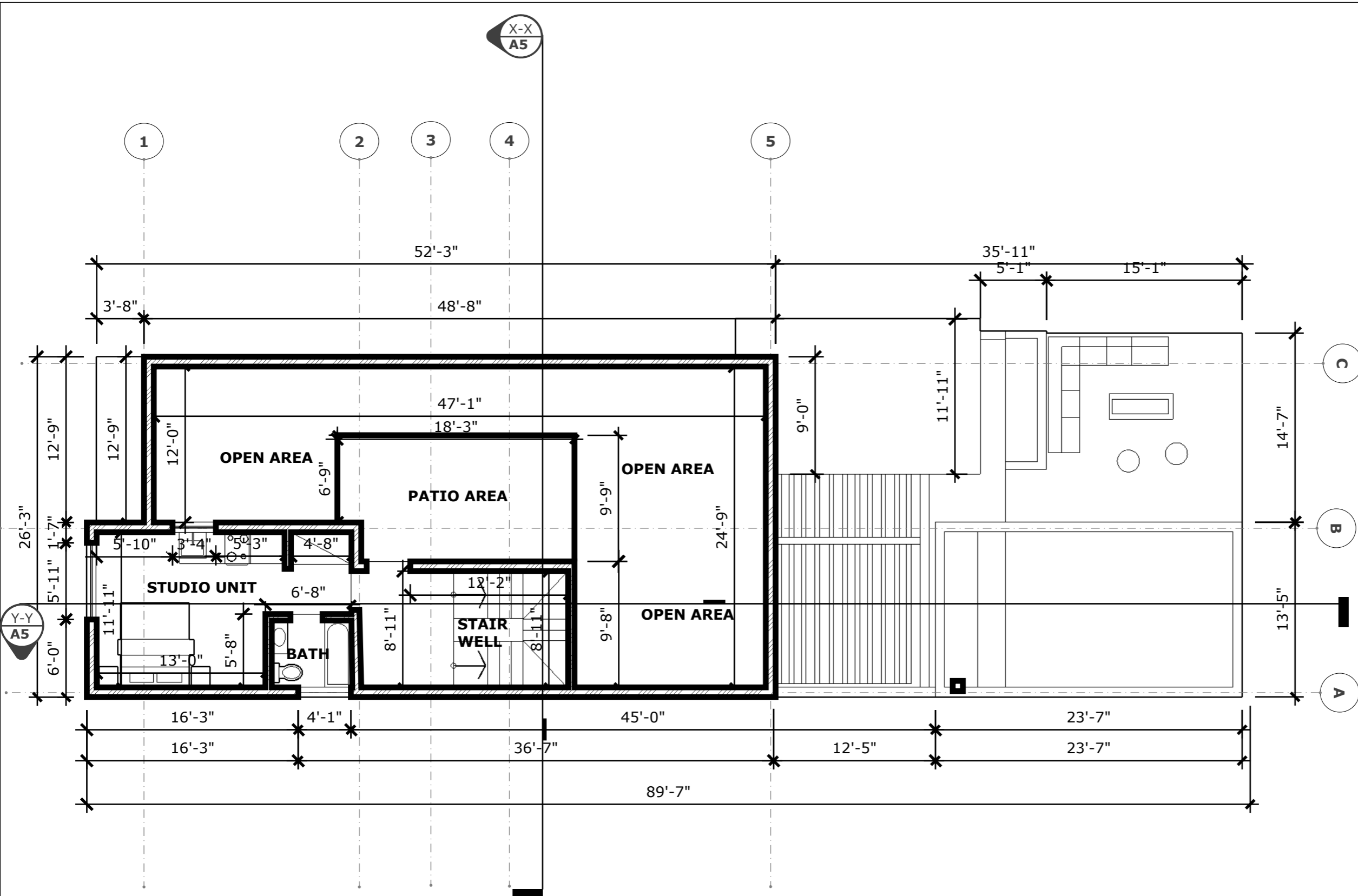
Consultant
 Address
 Phone
 Fax
 e-mail
 Consultant
 Address
 Phone
 Fax
 e-mail

BAYROAD DEVELOPMENT
 TURKS AND CAICOS ISLANDS
 60501/12
SECOND FLOOR PLAN

Providenciales
Turks & Caicos Islands. B.W.I.
 Cell: (649) 246-2583
 Cell: (649) 342-4272
 dameko.dean@gmail.com
 Facebook: Conceptual Arch.
 & Des.

Drawn by: DAMEKO DEAN
 Checked by: DAMEKO DEAN
 Date: OCTOBER, 2024
 Scale: AS SHOWN
 Sheet
 Number **A3.2**
 Project number:

The design, ideas, arrangements, and plans shown on this drawing are owned by and the property of Conceptual Architecture & Design. None of such ideas, designs, arrangements, or plans shall be used by or disclosed to any person, firm or corporation without the written permission of Conceptual Architecture & Design. Written dimension on the drawing shall take precedence over scaled dimensions. Contractors shall verify and be responsible for all dimensions and conditions on the job and this office must be notified of any variations from the dimensions.



1 THIRD FLOOR PLAN
 A3.2 scale 1/8"=1'-0"



REVISION		
NO.	Description	Date

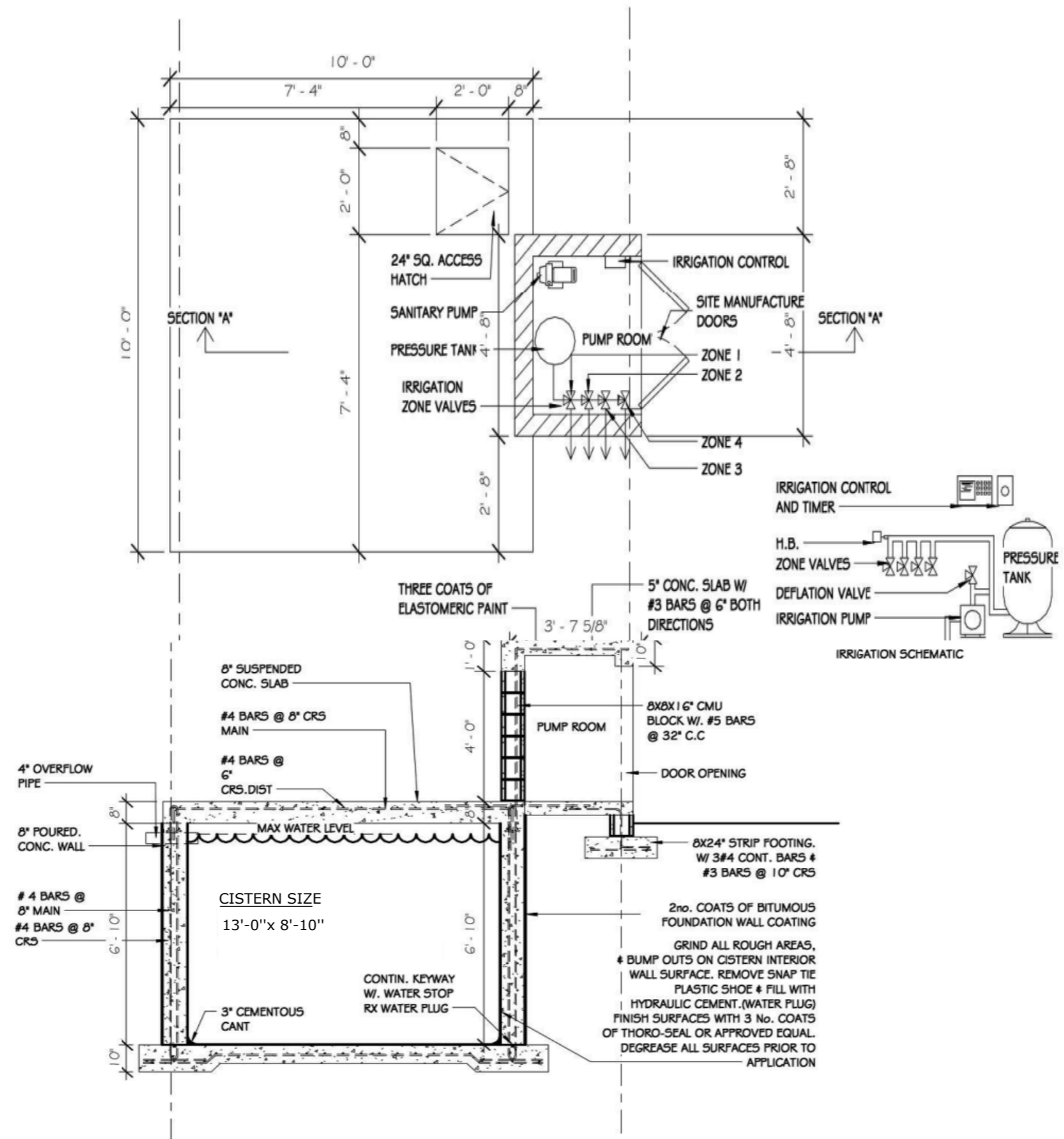
Consultant
 Address
 Phone
 Fax
 e-mail
 Consultant
 Address
 Phone
 Fax
 e-mail

BAYROAD DEVELOPMENT
 TURKS AND CAICOS ISLANDS
 60501/12
THIRD FLOOR PLAN

Providenciales
 Turks & Caicos Islands, B.W.I.
 Cell: (649) 246-2583
 Cell: (649) 342-4272
 dameko.dean@gmail.com
 Facebook: Conceptual Arch.
 & Des.

Drawn by: DAMEKO DEAN
 Checked by: DAMEKO DEAN
 Date: OCTOBER, 2024
 Scale: AS SHOWN
 Sheet
 Number **A3.2**
 Project number:

The design, ideas, arrangements, and plans shown on this drawing are owned by and the property of Conceptual Architecture & Design. None of such ideas, designs, arrangements, or plans shall be used by or disclosed to any person, firm or corporation for any purpose without the written permission of Conceptual Architecture & Design. Written dimension on the drawing shall take precedence over scaled dimensions. Contractors shall verify and be responsible for all dimensions and conditions on the job and this office must be notified of any variations from the dimensions.



1 CISTERN
3/8" = 1'-0"



REVISION		
NO.	Description	Date

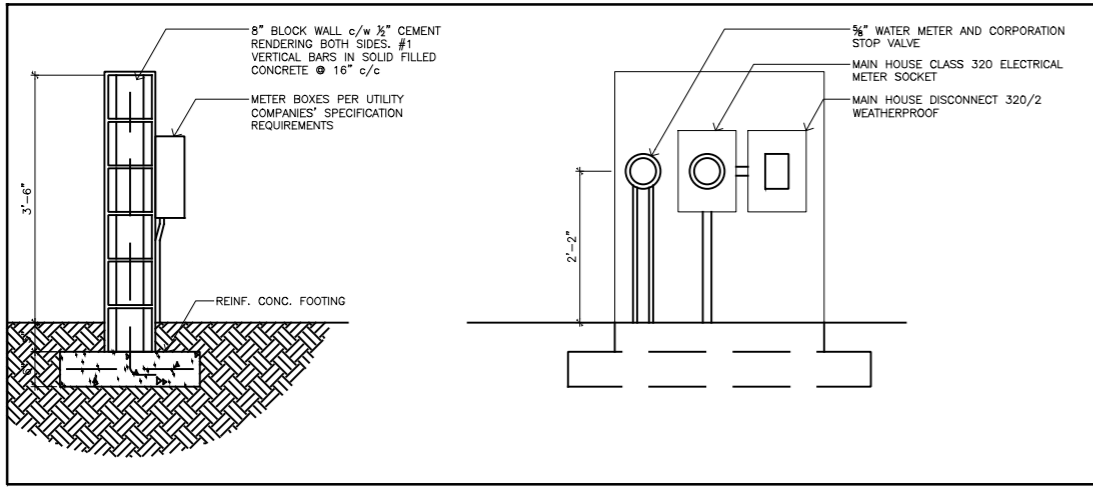
Consultant
Address
Phone
Fax
e-mail
Consultant
Address
Phone
Fax
e-mail

BAYROAD DEVELOPMENT
TURKS AND CAICOS ISLANDS
60501/12
DETAILS

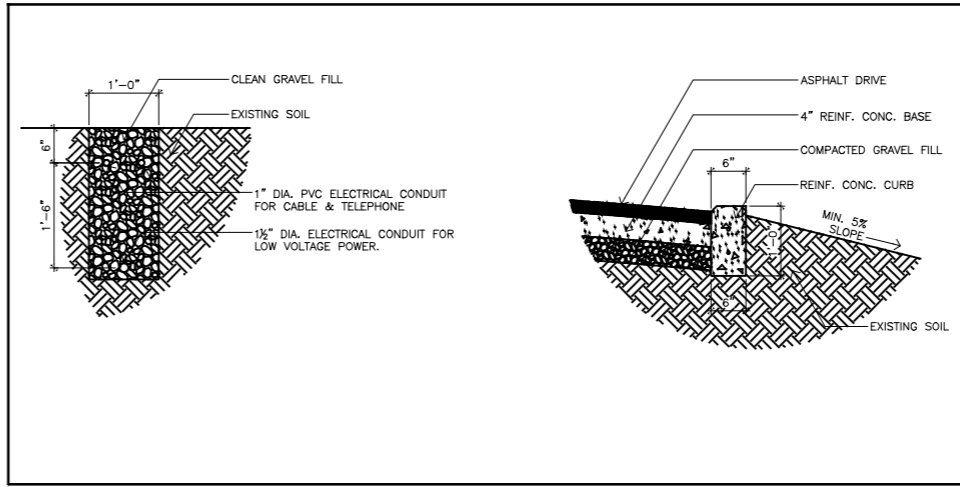
Providenciales
Turks & Caicos Islands, B.W.I.
Cell: (649) 246-2583
Cell: (649) 342-4272
dameko.dean@gmail.com
Facebook: Conceptual Arch.
& Des.

Drawn by: DAMEKO DEAN
Checked by: DAMEKO DEAN
Date: OCTOBER, 2023
Scale:
Sheet
Number **A8.4**
Project number:

The design, ideas, arrangements, and plans shown on this drawing are owned by and the property of Conceptual Architecture & Design. None of such ideas, designs, arrangements, or plans shall be used by or disclosed to any person, firm or corporation without the written permission of Conceptual Architecture & Design. Written dimension on the drawing shall take precedence over scaled dimensions. Contractors shall verify and be responsible for all dimensions and conditions on the job and this office must be notified of any variations from the dimensions.

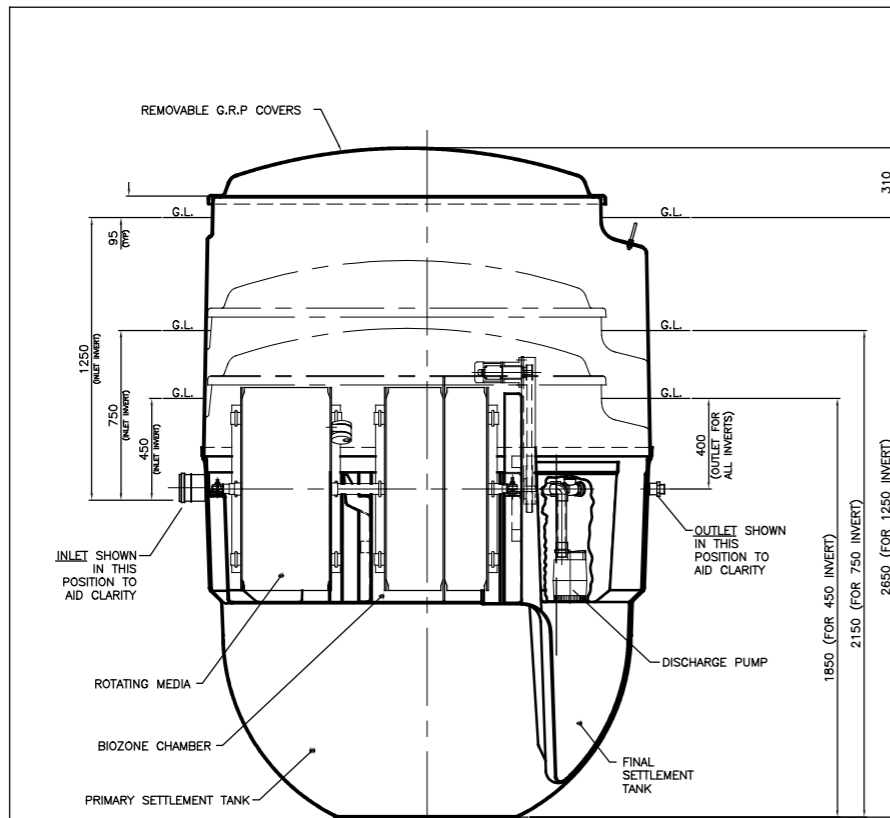


2 METER WALL SECTION & ELEVATION
A1.1 NTS



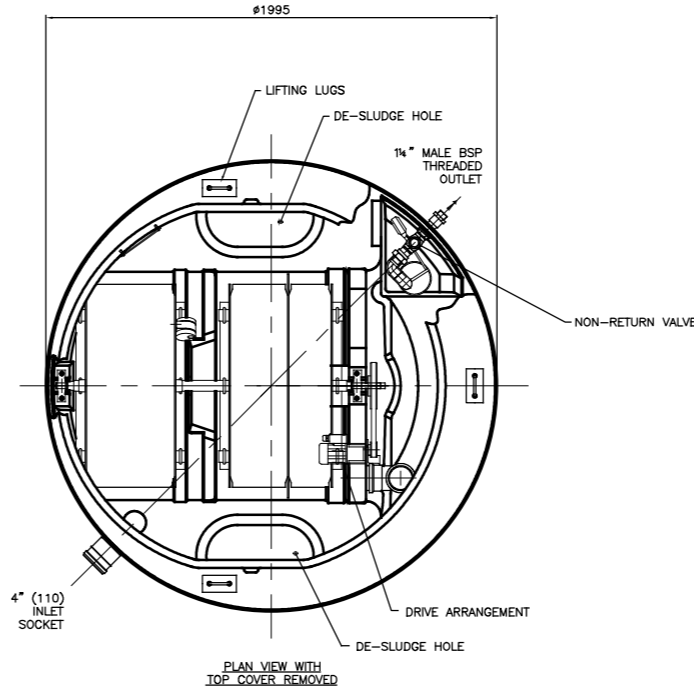
3 UTILITY TRENCH SECTION
A1.1 NTS

4 CURB SECTION
A1.1 NTS



NOTES:-

1. BIODISC TANK & COVER ARE MANUFACTURED IN GLASS REINFORCED POLYESTER (G.R.P.) COVER IS FINISHED IN GREEN TO BS 4800 TINT 12:B:25
2. FOR DESLUDGING PROCEDURE SEE MAINTENANCE HANDBOOK.
3. ELECTRICAL SUPPLY:- 240 VOLTS, 2 AMPS, SINGLE PHASE. (THREE PHASE OPTIONAL). CONTROL PANEL SUPPLIED.
4. BIODISC MUST ONLY BE LIFTED BY 3 LUGS PROVIDED.
5. 3 DRAIN INVERTS AVAILABLE. DIMENSIONS ON DRAWING GROUND LEVEL TO COVER 95mm TYP. CAN BE REDUCED BY GROUND FINISH TO APPROX 25mm
6. FOR INSTALLATION, MAINTENANCE & DESLUDGE DETAILS REFER TO PD0093, PD0094 & PD0095



DRY WEIGHT (INCLUDING PALLET)	Kg	FULL WEIGHT (EXCLUDING PALLET)	Kg
450 INVERT	310	450 INVERT	3290
750 INVERT	325	750 INVERT	3305
1250 INVERT	380	1250 INVERT	3360

1 SEWAGE SYSTEM DETAIL
A1.1 NTS



REVISION		
NO.	Description	Date

Consultant
Address
Phone
Fax
e-mail
Consultant
Address
Phone
Fax
e-mail

BAY ROAD DEVELOPMENT
TURKS AND CAICOS ISLANDS
60501/12








































SITE DETAILS

Providenciales
Turks & Caicos Islands, B.W.I.
Cell: (649) 246-2583
Cell: (649) 342-4272
dameko.dean@gmail.com
Facebook: Conceptual Arch.
& Des.

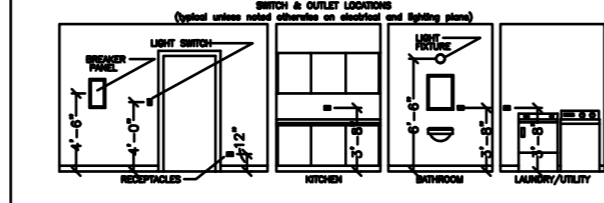


Drawn by: DAMEKO DEAN
Checked by: DAMEKO DEAN
Scale: AUGUST, 2024
Scale: AS SHOWN
Sheet Number **A8.5**
Project number:

The design, ideas, arrangements, and Plans shown on this drawing are owned by and the Property of Conceptual Architecture & Design. None of such ideas, designs, arrangements, or Plans shall be used by or disclosed to any Person, firm or Corporation for any Purpose without the written Permission of Conceptual Architecture & Design. Written dimension on the drawing shall take Precedence over scaled dimensions. Contractors shall verify and be responsible for all dimensions and conditions on the Job and this office must be notified of any variations from the dimensions.

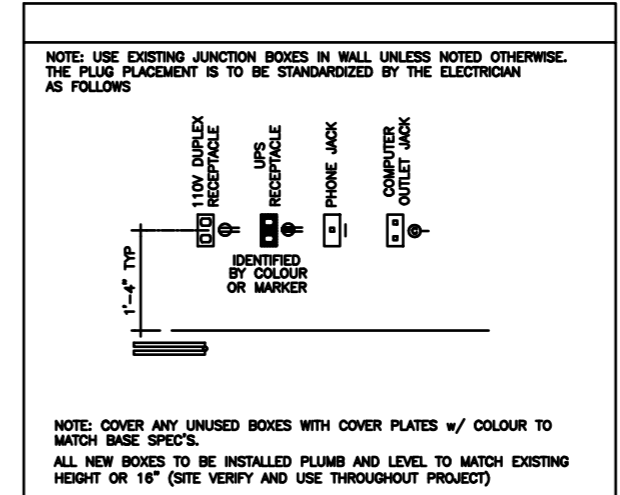
-  CEILING MOUNTED LIGHT FIXTURE
LOCATION:
-  CEILING MOUNTED RECESSED LIGHT FIXTURE
LOCATION:
-  WALL MOUNTED RECESSED LIGHT FIXTURE
LOCATION:
-  SPOT LIGHT
LOCATION:
-  WALL SCONCE LIGHT FIXTURE
MOUNTED AT 6'-4" (76") AFF
LOCATION:
-  WALL MOUNTED SECURITY LIGHT w MOTION DETECTOR & PHOTOCCELL
LOCATE SECURITY LIGHT 8" BELOW FASCIA BOARD, 12" BACK FROM
CORNER UNLESS NOTED OTHERWISE
-  110 VOLT DUPLEX RECEPTACLE - 16" A.F.F.
-  110 VOLT DUPLEX RECEPTACLE - 42" A.F.F.
ON ATTACHED SKETCHES
-  GROUND FAULT CIRCUIT INTERRUPTER
USE NEAR SINKS IN KITCHEN/BATH
-  110 VOLT DUPLEX RECEPTACLE - 16" A.F.F.
WEATHER PROOF
-  110 VOLT DUPLEX RECEPTACLE - 16" A.F.F.
SPLIT WIRED-ONE TO PLUG, ONE TO LIGHT SWITCH
-  110 VOLT DUPLEX RECEPTACLE - 16" A.F.F.
DUPLX ON SEPERATE CIRCUITS
-  110 VOLT DUPLEX RECEPTACLE - 16" A.F.F.
QUAD PLUG CONFIGURATION
-  110 VOLT DUPLEX RECEPTACLE
SURFACE MOUNTED ON FLOOR
-  220 VOLT RECEPTACLE
-  COMPUTER OUTLET
-  TELEPHONE JACK
-  FAX OUTLET
-  TELEVISION OUTLET
-  PUSH SWITCH (DOOR BELL)
-  DOOR BELL @ 96" AFF
-  SMOKE DETECTOR / ALARM
-  MOTION DETECTOR
-  THERMOSTAT
-  LIGHT SWITCH @ 54" AFF
-  TRIPLE POLE LIGHT SWITCH @ 54" AFF
-  FAN SWITCH OR RHEOSTAT @ 54" AFF
-  REMOTER CONTROLLED SWITCH @ 54" AFF
-  DIMMER SWITCH @ 54" AFF
-  A BREAKER PANEL @ 54" TO <-STANDARD POWER
-  B BREAKER PANEL @ 54" TO <-UPS
-  WIRE IN CEILING OR WALL
-  STEREO SYSTEM LOCATION-
ROUTE SPEAKER WIRES HERE
-  STEREO SPEAKER WIRE BOX
-  CEILING MOUNTED RECESSED FAN
LOCATION: BATHROOMS
-  AIR CONDITIONER SUPPLY UNIT
-  AIR CONDITIONER CONDENSER UNIT
-  CEILING MOUNTED FAN
52" ~ MIN. RADIUS
WITH OR WITHOUT LIGHT AS SPEC'ED
-  TRACK LIGHT w/
HALOGEN LAMPS

NOTE: COVER ANY UNUSED BOXES WITH COVER PLATES w/ COLOUR TO MATCH BASE SPEC'S.
ALL NEW BOXES TO BE INSTALLED PLUMB AND LEVEL TO MATCH EXISTING HEIGHT OR 16" (SITE VERIFY AND USE THROUGHOUT PROJECT)



120 VOLT OUTLET
FOR HOT WATER
HEATER

120 VOLT OUTLET
FOR OVEN &
MICROWAVE



REVISION		
NO.	Description	Date

Consultant
Address
Phone
Fax
e-mail
Consultant
Address
Phone
Fax
e-mail

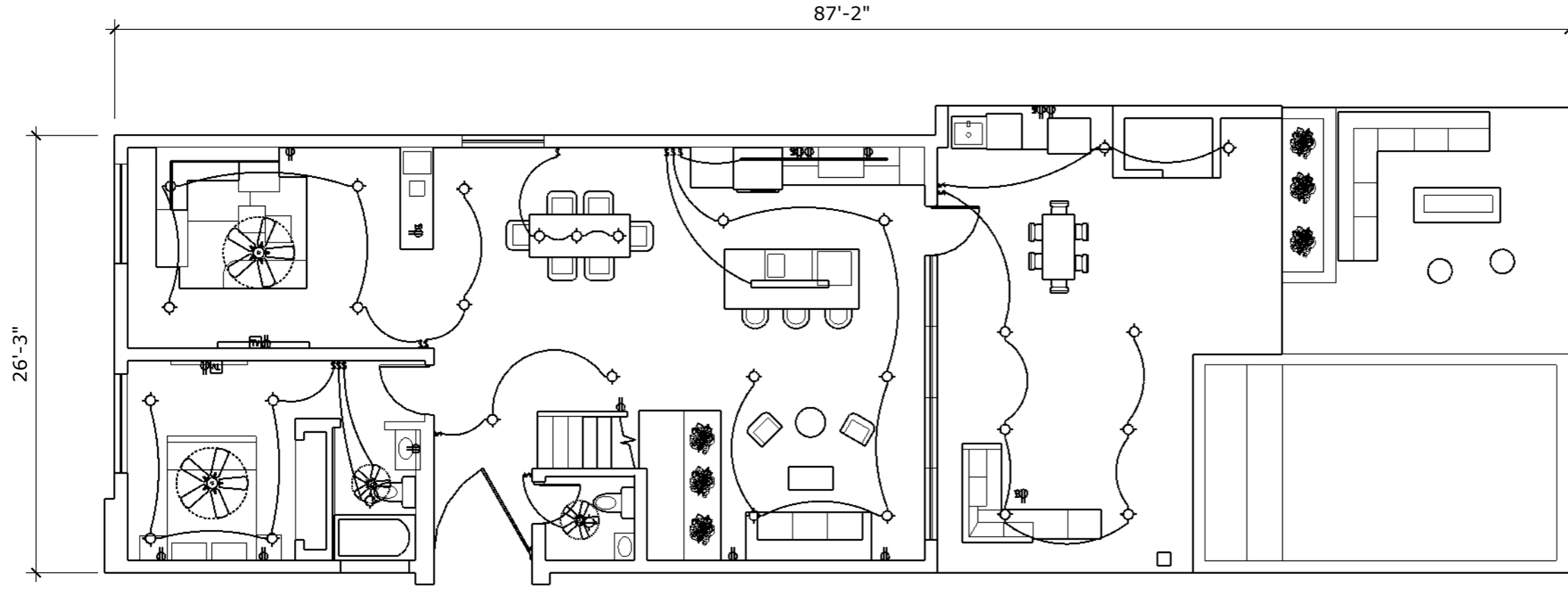
BAYROAD DEVELOPMENT
TURKS AND CAICOS ISLANDS
60501/12
ELECTRICAL LEGEND

Providenciales
Turks & Caicos Islands, B.W.I.
Cell: (649) 246-2583
Cell: (649) 342-4272
dameko.dean@gmail.com
Facebook: Conceptual Arch.
& Des.

Drawn by: DAMEKO DEAN
Checked by: DAMEKO DEAN
Date: JUNE, 2024
Scale: AS SHOWN
Sheet
Number **E1.0**
Project number:

The design, ideas, arrangements, and plans shown on this drawing are owned by and the property of Conceptual Architecture & Design. None of such ideas, designs, arrangements, or plans shall be used by or disclosed to any person, firm or corporation for any purpose without the written permission of Conceptual Architecture & Design. Written dimension on the drawing shall take precedence over scaled dimensions. Contractors shall verify and be responsible for all dimensions and conditions on the job and this office must be notified of any variations from the dimensions.

1 GROUND FLOOR ELECTRICAL LAYOUT
E1.1 scale 1/8"=1'-0"



REVISION		
NO.	Description	Date

Consultant
 Address
 Phone
 Fax
 e-mail
 Consultant
 Address
 Phone
 Fax
 e-mail

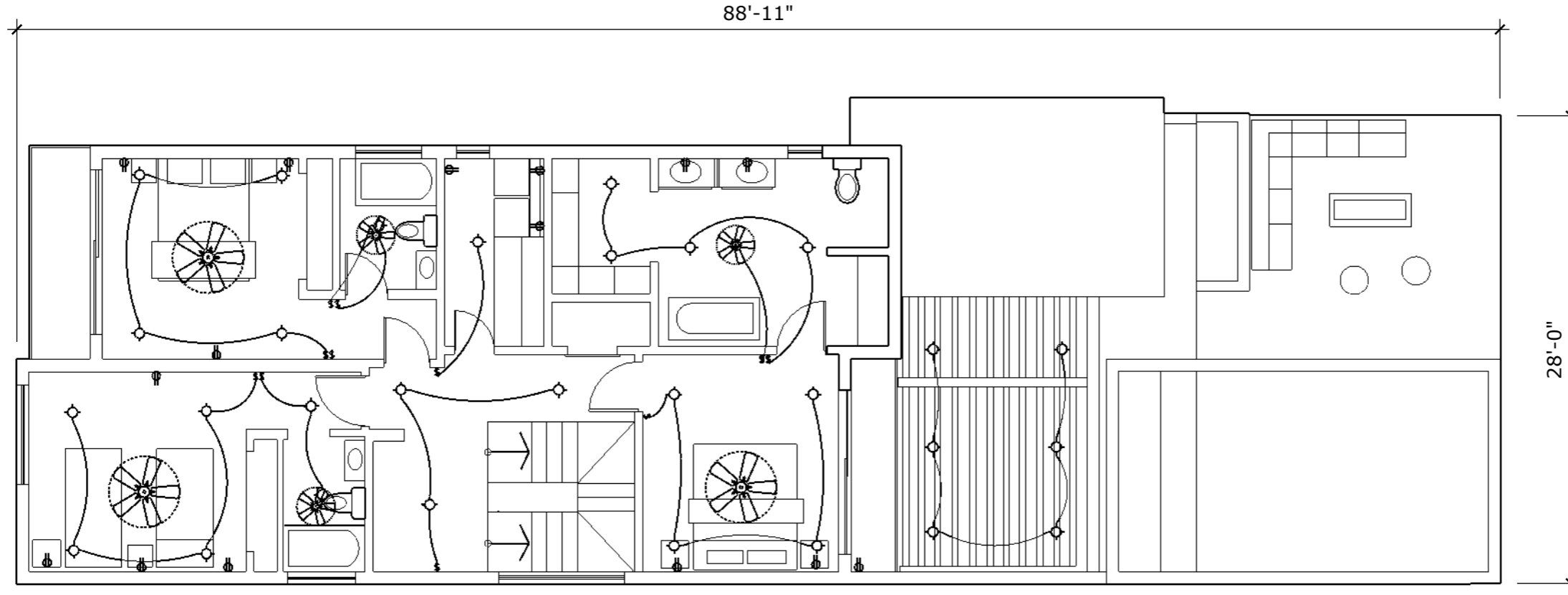
BAYROAD DEVELOPMENT
 TURKS AND CAICOS ISLANDS
 60501/12
ELECTRICAL PLAN

Providenciales
Turks & Caicos Islands. B.W.I.
 Cell: (649) 246-2583
 Cell: (649) 342-4272
 dameko.dean@gmail.com
 Facebook: Conceptual Arch.
 & Des.

Drawn by: DAMEKO DEAN
 Checked by: DAMEKO DEAN
 Date: OCTOBER, 2024
 Scale: AS SHOWN
 Sheet
 Number **E1.1**
 Project number:

The design, ideas, arrangements, and plans shown on this drawing are owned by and the property of Conceptual Architecture & Design. None of such ideas, designs, arrangements, or plans shall be used by or disclosed to any person, firm or corporation without the written permission of Conceptual Architecture & Design. Written dimension on the drawing shall take precedence over scaled dimensions. Contractors shall verify and be responsible for all dimensions and conditions on the job and this office must be notified of any variations from the dimensions.

1 SECOND FLOOR ELECTRICAL LAYOUT
E1.2 scale 1/8"=1'-0"



REVISION		
NO.	Description	Date

Consultant
 Address
 Phone
 Fax
 e-mail
 Consultant
 Address
 Phone
 Fax
 e-mail

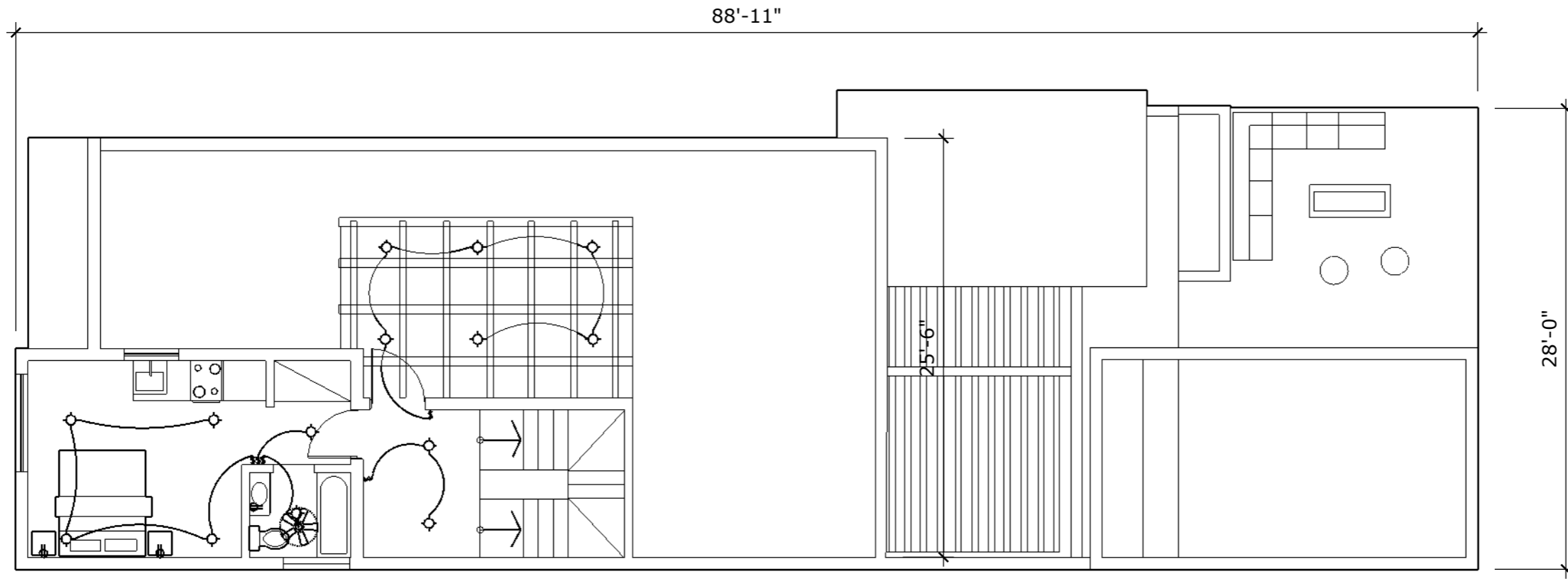
BAYROAD DEVELOPMENT
 TURKS AND CAICOS ISLANDS
 60501/12
ELECTRICAL PLAN

Providenciales
Turks & Caicos Islands. B.W.I.
 Cell: (649) 246-2583
 Cell: (649) 342-4272
 dameko.dean@gmail.com
 Facebook: Conceptual Arch.
 & Des.

Drawn by: DAMEKO DEAN
 Checked by: DAMEKO DEAN
 Date: OCTOBER, 2024
 Scale: AS SHOWN
 Sheet
 Number **E1.2**
 Project number:

The design, ideas, arrangements, and plans shown on this drawing are owned by and the property of Conceptual Architecture & Design. None of such ideas, designs, arrangements, or plans shall be used by or disclosed to any person, firm or corporation for any purpose without the written permission of Conceptual Architecture & Design. Written dimension on the drawing shall take precedence over scaled dimensions. Contractors shall verify and be responsible for all dimensions and conditions on the job and this office must be notified of any variations from the dimensions.

1 SECOND FLOOR ELECTRICAL LAYOUT
E1.3 scale 1/8"=1'-0"



REVISION		
NO.	Description	Date

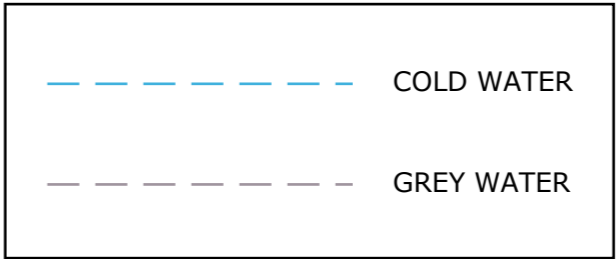
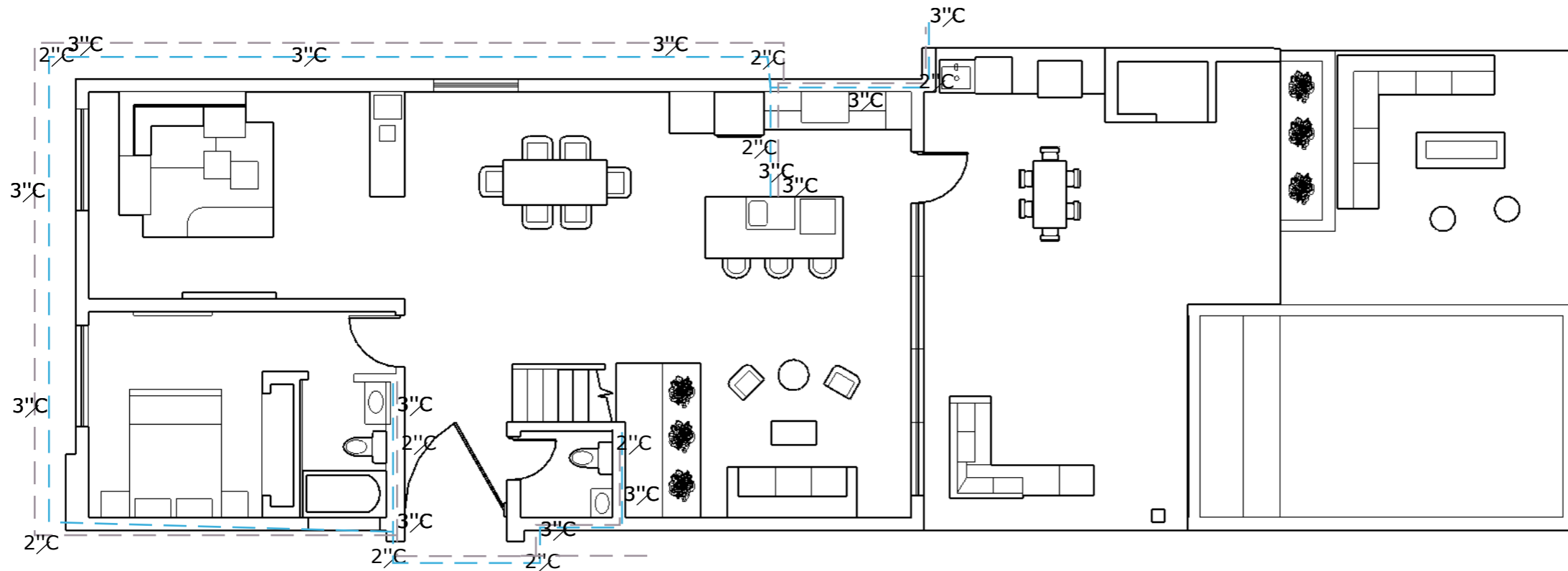
Consultant
 Address
 Phone
 Fax
 e-mail
 Consultant
 Address
 Phone
 Fax
 e-mail

BAYROAD DEVELOPMENT
 TURKS AND CAICOS ISLANDS
 60501/12
ELECTRICAL PLAN

Providenciales
Turks & Caicos Islands. B.W.I.
 Cell: (649) 246-2583
 Cell: (649) 342-4272
 dameko.dean@gmail.com
 Facebook: Conceptual Arch.
 & Des.

Drawn by: DAMEKO DEAN
 Checked by: DAMEKO DEAN
 Date: OCTOBER, 2024
 Scale: AS SHOWN
 Sheet
 Number **E1.3**
 Project number:

The design, ideas, arrangements, and plans shown on this drawing are owned by and the property of Conceptual Architecture & Design. None of such ideas, designs, arrangements, or plans shall be used by or disclosed to any person, firm or corporation for any purpose without the written permission of Conceptual Architecture & Design. Written dimension on the drawing shall take precedence over scaled dimensions. Contractors shall verify and be responsible for all dimensions and conditions on the job and this office must be notified of any variations from the dimensions.



1 GROUND FLOOR PLUMBING
P1.1 scale 1/8"=1'-0"



REVISION		
NO.	Description	Date

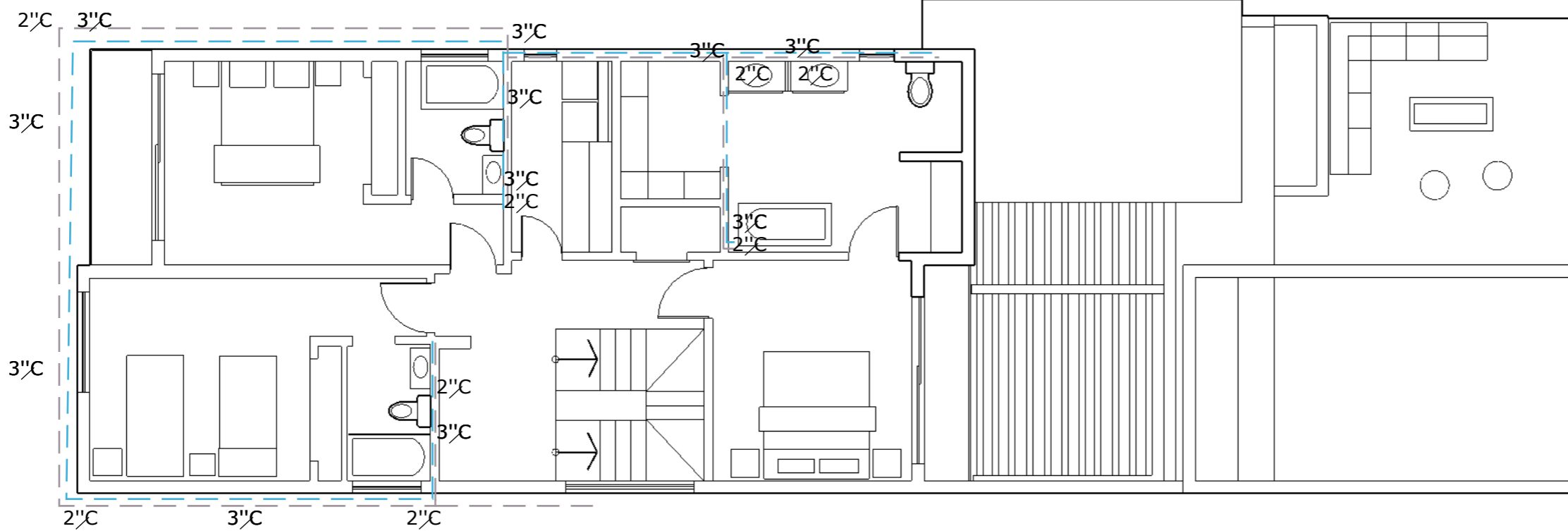
Consultant
 Address
 Phone
 Fax
 e-mail
 Consultant
 Address
 Phone
 Fax
 e-mail

BAYROAD DEVELOPMENT
 TURKS AND CAICOS ISLANDS
60501/12
PLUMBING


Providenciales
Turks & Caicos Islands. B.W.I.
 Cell: (649) 246-2583
 Cell: (649) 342-4272
 dameko.dean@gmail.com
 Facebook: Conceptual Arch.
 & Des.

Drawn by: DAMEKO DEAN
 Checked by: DAMEKO DEAN
 Date: OCTOBER, 2024
 Scale: AS SHOWN
 Sheet
 Number **P1.1**
 Project number:

The design, ideas, arrangements, and plans shown on this drawing are owned by and the property of Conceptual Architecture & Design. None of such ideas, designs, arrangements, or plans shall be used by or disclosed to any person, firm or corporation for any purpose without the written permission of Conceptual Architecture & Design. Written dimension on the drawing shall take precedence over scaled dimensions. Contractors shall verify and be responsible for all dimensions and conditions on the job and this office must be notified of any variations from the dimensions.



1 SECOND FLOOR PLUMBING
P1.2 scale 1/8"=1'-0"



REVISION		
NO.	Description	Date

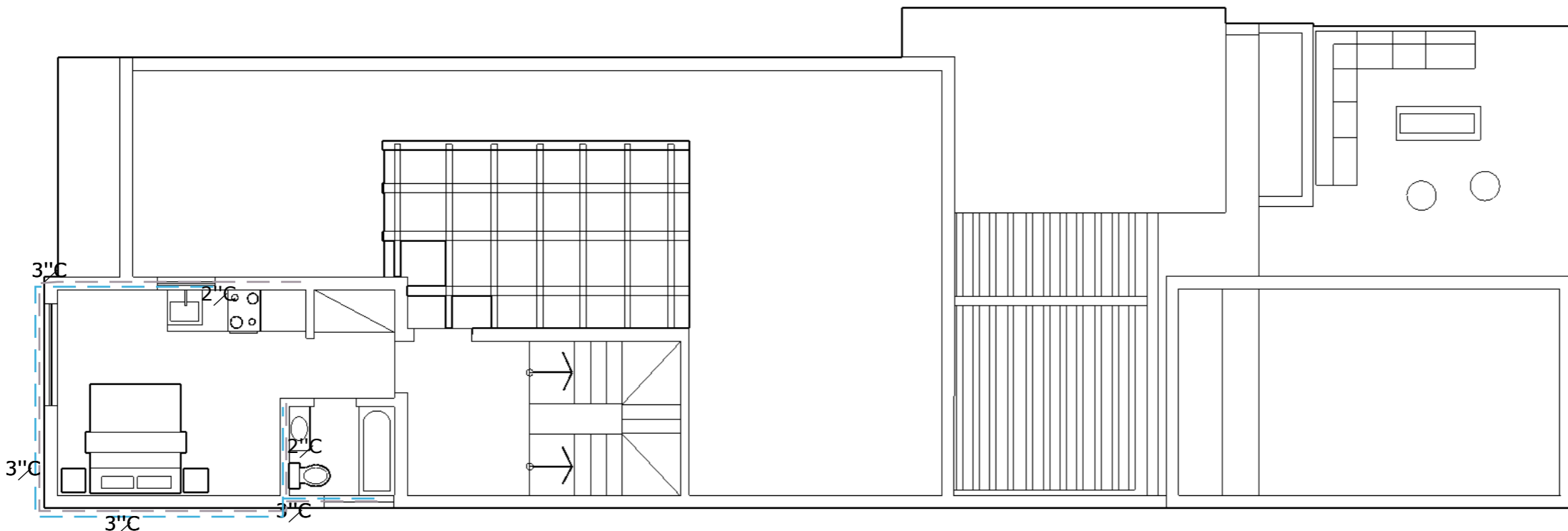
Consultant
 Address
 Phone
 Fax
 e-mail
 Consultant
 Address
 Phone
 Fax
 e-mail

BAYROAD DEVELOPMENT
 TURKS AND CAICOS ISLANDS
60501/12
PLUMBING


Providenciales
Turks & Caicos Islands. B.W.I.
 Cell: (649) 246-2583
 Cell: (649) 342-4272
 dameko.dean@gmail.com
 Facebook: Conceptual Arch.
 & Des.

Drawn by: DAMEKO DEAN
 Checked by: DAMEKO DEAN
 Date: OCTOBER, 2024
 Scale: AS SHOWN
 Sheet
 Number **P1.2**
 Project number:

The design, ideas, arrangements, and plans shown on this drawing are owned by and the property of Conceptual Architecture & Design. None of such ideas, designs, arrangements, or plans shall be used by or disclosed to any person, firm or corporation for any purpose without the written permission of Conceptual Architecture & Design. Written dimension on the drawing shall take precedence over scaled dimensions. Contractors shall verify and be responsible for all dimensions and conditions on the job and this office must be notified of any variations from the dimensions.



1 THIRD FLOOR PLUMBING
P1.3 scale 1/8"=1'-0"



REVISION		
NO.	Description	Date

Consultant
 Address
 Phone
 Fax
 e-mail
 Consultant
 Address
 Phone
 Fax
 e-mail

BAYROAD DEVELOPMENT
 TURKS AND CAICOS ISLANDS
 60501/12
PLUMBING

Providenciales
Turks & Caicos Islands. B.W.I.
 Cell: (649) 246-2583
 Cell: (649) 342-4272
 dameko.dean@gmail.com
 Facebook: Conceptual Arch.
 & Des.

Drawn by: DAMEKO DEAN
 Checked by: DAMEKO DEAN
 Date: OCTOBER, 2024
 Scale: AS SHOWN
 Sheet
 Number **P1.3**
 Project number:

The design, ideas, arrangements, and plans shown on this drawing are owned by and the property of Conceptual Architecture & Design. None of such ideas, designs, arrangements, or plans shall be used by or disclosed to any person, firm or corporation for any purpose without the written permission of Conceptual Architecture & Design. Written dimension on the drawing shall take precedence over scaled dimensions. Contractors shall verify and be responsible for all dimensions and conditions on the job and this office must be notified of any variations from the dimensions.



REVISION		
NO.	Description	Date

Consultant
Address
Phone
Fax
e-mail
Consultant
Address
Phone
Fax
e-mail

BAYROAD DEVELOPMENT
TURKS AND CAICOS ISLANDS
60501/12
WINDOW SCHEDULE

Providenciales
Turks & Caicos Islands. B.W.I.
Cell: (649) 246-2583
Cell: (649) 342-4272
dameko.dean@gmail.com
Facebook: Conceptual Arch.
& Des.

Drawn by: DAMEKO DEAN
Checked by: DAMEKO DEAN
Date: OCTOBER, 2024
Scale: AS SHOWN
Sheet
Number
Project number:

TYPE	PROFILE L X H	GROUND FLOOR				TOTAL
		FINISH	DESCRIPTION	MATERIAL		
1	4'-11" X 4'-11"	ESP/PAINT	LIVING AREA, DINING	AL	1	
2	4'-1" X 2'-9"	ESP/PAINT	BATHROOMS	AL	1	
3	4'-3" X 7'-9" GROUPED (x3)	ESP/PAINT	POOL AREA	AL	1 SINGLE GROUP	
4	5'-11" X 4'-11"	ESP/PAINT	BEDROOM/LIVING ROOM	AL	2	
SECOND FLOOR						
1	12'-8" X 7'-9"	ESP/PAINT	BEDROOM	AL	1	
2	4'-1" X 2'-9"	ESP/PAINT	BATHROOM	AL	1	
3	3'-11" X 2'-9"	ESP/PAINT	BATHROOM	AL	1	
4	5'-11" X 4'-11"	ESP/PAINT	BEDROOM	AL	1	
5	9'-10" X 4'-11"	ESP/PAINT	BEDROOM	AL	1	
6	7'-7" X 4'-11"	ESP/PAINT	BEDROOM	AL	1	
THIRD FLOOR						
1	5'-11" X 4'-11"	ESP/PAINT	BEDROOM	AL	1	
2	4'-1" X 2'-9"	ESP/PAINT	BATHROOM	AL	1	
3	3'-4" X 2'-9"	ESP/PAINT	BATHROOM	AL	1	

AL □ ALUMINIUM
WD □ WOOD
ESP/PAINT □ PAINT

WINDOW SCHEDULE

The design, ideas, arrangements, and plans shown on this drawing are owned by and the property of Conceptual Architecture & Design. None of such ideas, designs, arrangements, or plans shall be used by or disclosed to any person, firm or corporation without the written permission of Conceptual Architecture & Design. Written dimension on the drawing shall take precedence over scaled dimensions. Contractors shall verify and be responsible for all dimensions and conditions on the job and this office must be notified of any variations from the dimensions.



REVISION		
NO.	Description	Date

Consultant
Address
Phone
Fax
e-mail
Consultant
Address
Phone
Fax
e-mail

BAYROAD DEVELOPMENT
TURKS AND CAICOS ISLANDS
60501/12
DOOR SCHEDULE

Providenciales
Turks & Caicos Islands. B.W.I.
Cell: (649) 246-2583
Cell: (649) 342-4272
dameko.dean@gmail.com
Facebook: Conceptual Arch.
& Des.

Drawn by: DAMEKO DEAN
Checked by: DAMEKO DEAN
Date: OCTOBER 2024
Scale: AS SHOWN
Sheet
Number
Project number:

TYPE	PROFILE	FINISH	DESCRIPTION	MATERIAL	TOTAL
		GROUND FLOOR			
1	2'-9" X 2'-5"	N/A	BATHROOM	WD	2
2	3'-0" X 7'-0"	N/A	BEDROOM AND LIVING ROOM	WD, METAL	2
3	3'-0" X 7'-9"	N/A	MAIN ENTRANCE	WD, METAL	1
SECOND FLOOR					
1	2'-9" X 2'-5"	N/A	BATHROOM	WD	3
2	3'-0" X 7'-0"	N/A	BEDROOM AND LIVING ROOM	WD, METAL	4
THIRD FLOOR					
1	2'-9" X 2'-5"	N/A	BATHROOM	WD	1
2	3'-0" X 7'-0"	N/A	BEDROOM AND LIVING ROOM	WD, METAL	1

AL □ ALUMINIUM
WD □ WOOD
N/A □ NOT APPLICABLE

DOOR SCHEDULE

The design, ideas, arrangements, and plans shown on this drawing are owned by and the property of Conceptual Architecture & Design. None of such ideas, designs, arrangements, or plans shall be used by or disclosed to any person, firm or corporation without the written permission of Conceptual Architecture & Design. Written dimension on the drawing shall take precedence over scaled dimensions. Contractors shall verify and be responsible for all dimensions and conditions on the job and this office must be notified of any variations from the dimensions.