



TANEISHA CARLESS

RESIDENTIAL

LOCATION:

BLOCK 61108, PLOT 117
 PROVIDENCIALES
 TURKS AND CAICOS ISLAND

AREA:

4.454.39SQFT. TOTAL NEW CONSTRUCTION
 7982.22SQFT TOTAL PLOT AREA

ARCHITECT:



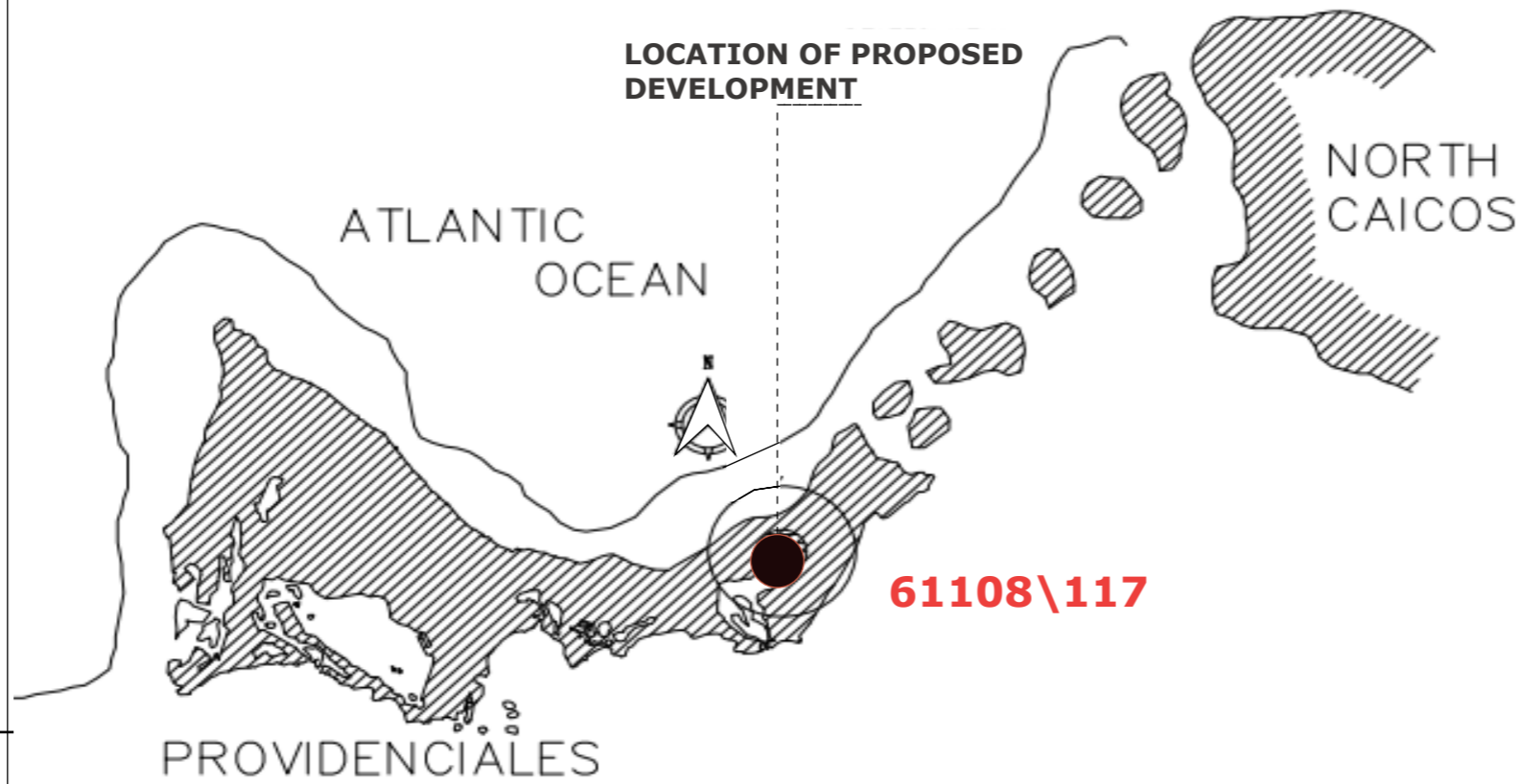
Providenciales
Turks & Caicos Islands. B.W.I.
Cell:(649) 246-2583)
Cell:(649) 342-4272
dameko.dean@gmail.com
Facebook: Conceptual Arch.
& Des.

PROJECT PROFLIE	
GROUND FLOOR	2255.90 SQFT
FIRST FLOOR	1200.93 SQFT
POOL AREA	1000.59 SQFT

NOTE:

The design, ideas, arrangements, and plans shown on this drawing are owned by and the property of conceptual Architecture & design None of such ideas, designs, arrangements, or plans shall be used by or disclosed to any person, firm or corporation for any purpose without the written permission of conceptual Architecture & Design written dimension on the drawing shall take precedence over scaled dimensions. Contractors shall verify and be responsible for all dimensions and conditions on the job and this office must be notified of any variations from the dimensions

1 ISLAND LOCATION PLAN
A1.1 scale



REVISION		
NO.	Description	Date

Consultant
Address
Phone
Fax
e-mail
Consultant
Address
Phone
Fax
e-mail

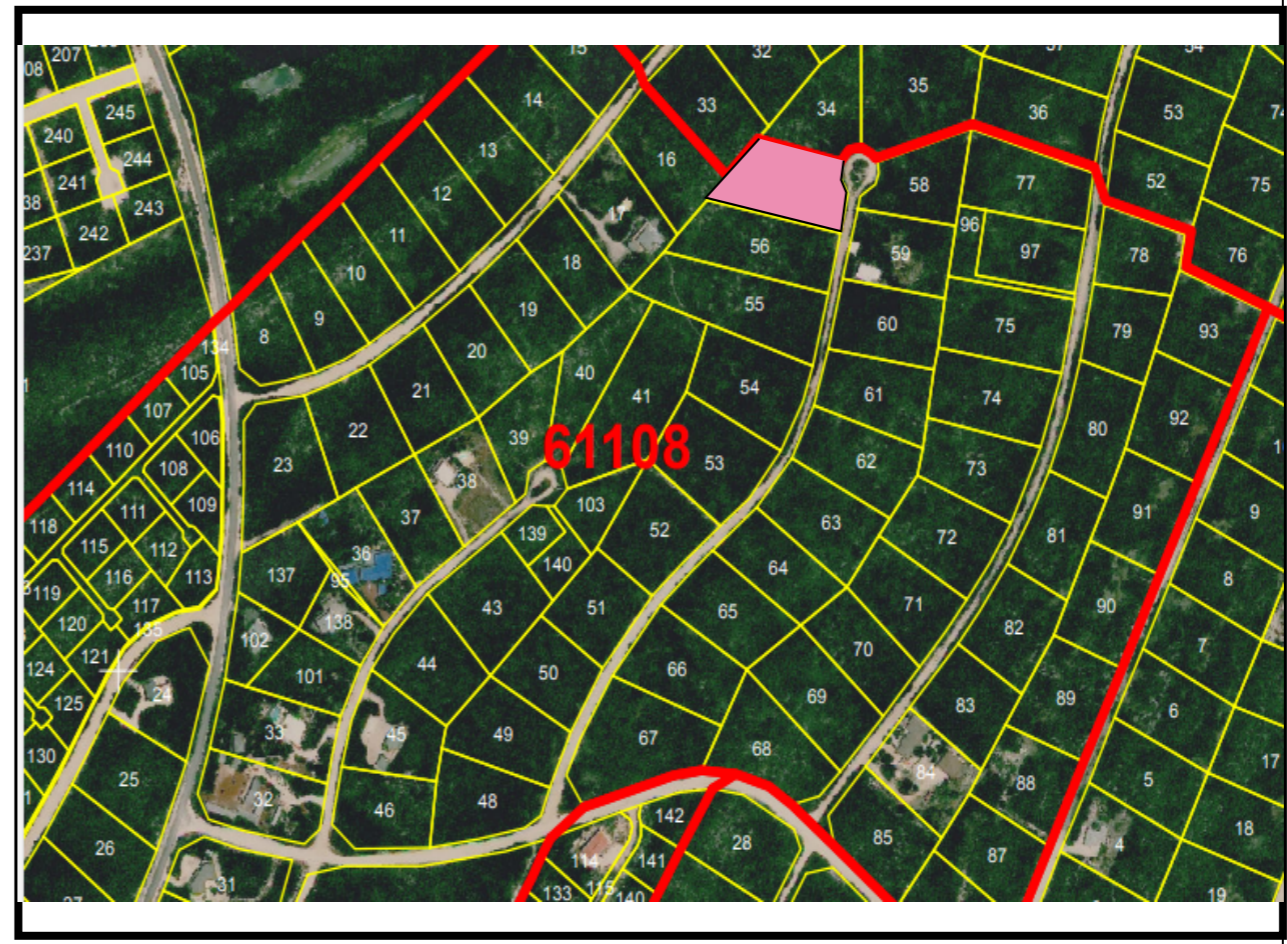
TANEISHA CARLESS
LONG BAY HILLS
61108/117
SITE MAP

Providenciales
Turks & Caicos Islands, B.W.I.
Cell: (649) 246-2583
Cell: (649) 342-4272
dameko.dean@gmail.com
Facebook: Conceptual Arch.
& Des.

Drawn by: DAMEKO DEAN
Checked by: DAMEKO DEAN
Date: AUGUST ,2024
Scale: AS SHOWN
Sheet
Number A1.1
Project number:



2 LOT LOCATION PLAN
A1.1 scale



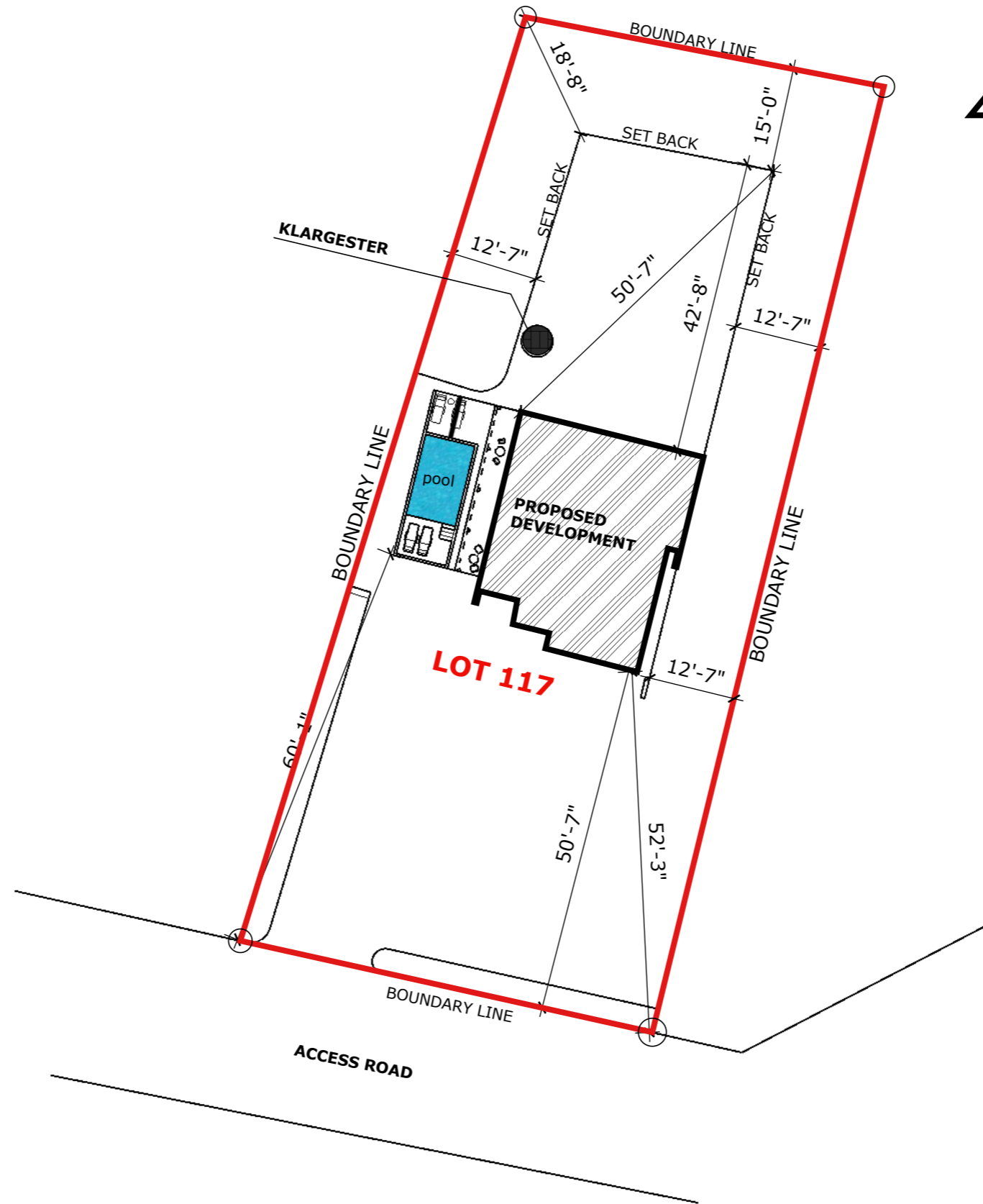


3 LOT LOCATION PLAN
A1.1 scale

The design, ideas, arrangements, and plans shown on this drawing are owned by and the property of Conceptual Architecture & Design. None of such ideas, designs, arrangements, or plans shall be used by or disclosed to any person, firm or corporation for any purpose without the written permission of Conceptual Architecture & Design. Written dimension on the drawing shall take precedence over scaled dimensions. Contractors shall verify and be responsible for all dimensions and conditions on the job and this office must be notified of any variations from the dimensions.

1 SITE PLAN

A1.1 scale 1"=30'



REVISION		
NO.	Description	Date

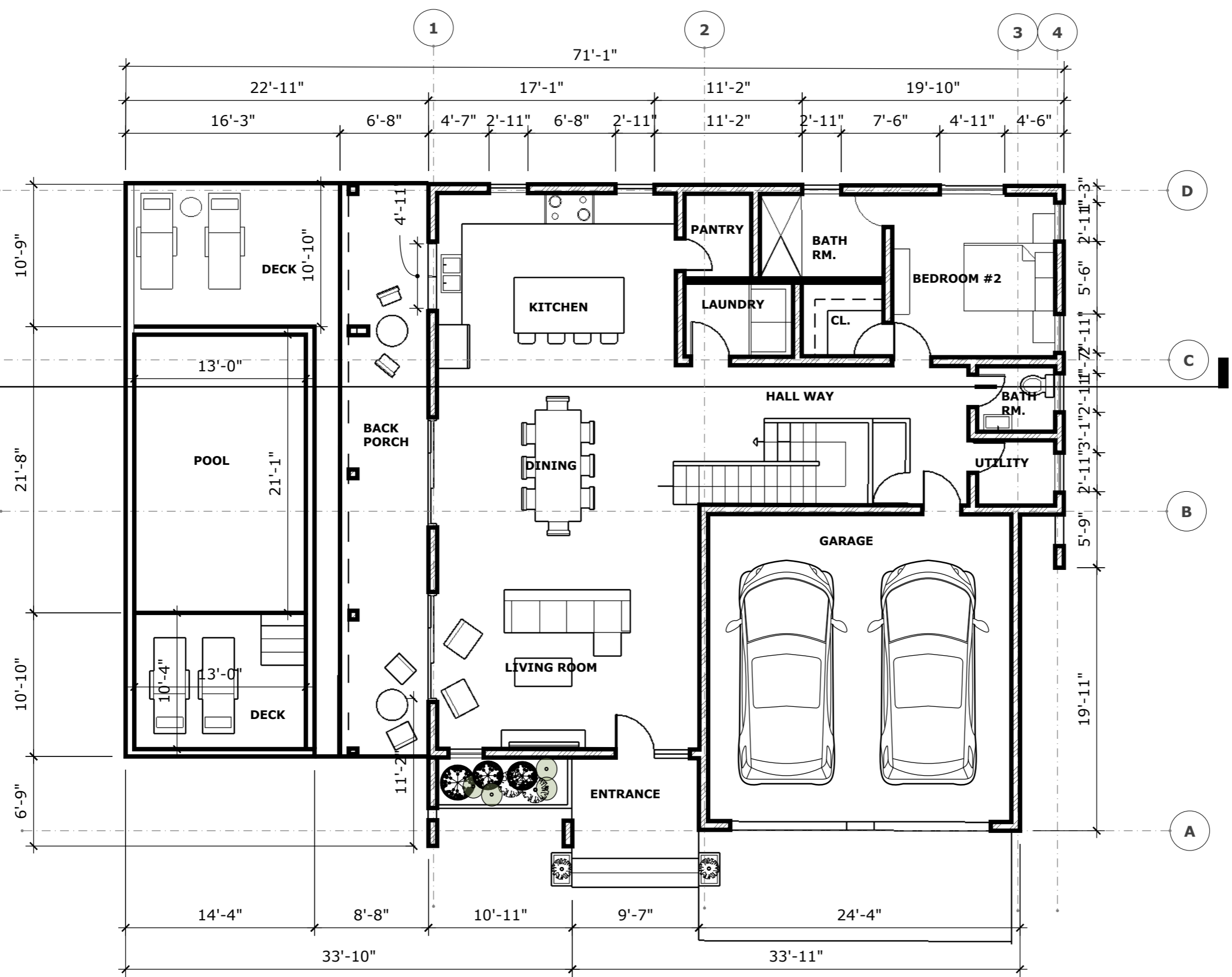
Consultant
 Address
 Phone
 Fax
 e-mail
 Consultant
 Address
 Phone
 Fax
 e-mail

TANEISHA CARLESS
LONG BAY HILLS
 61108/117
SITE PLAN

Providenciales
Turks & Caicos Islands. B.W.I.
 Cell: (649) 246-2583
 Cell: (649) 342-4272
 dameko.dean@gmail.com
 Facebook: Conceptual Arch.
 & Des.

Drawn by: DAMEKO DEAN
 Checked by: DAMEKO DEAN
 Date: AUGUST ,2024
 Scale: AS SHOWN
 Sheet
 Number **A1.1**
 Project number:

The design, ideas, arrangements, and plans shown on this drawing are owned by and the property of Conceptual Architecture & Design. None of such ideas, designs, arrangements, or plans shall be used by or disclosed to any person, firm or corporation for any purpose without the written permission of Conceptual Architecture & Design. Written dimensions on the drawing shall take precedence over scaled dimensions. Contractors shall verify and be responsible for all dimensions and conditions on the job and this office must be notified of any variations from the dimensions.



1 GROUND FLOOR PLAN
A3.3 scale 1/8"=1'-0"



REVISION		
NO.	Description	Date

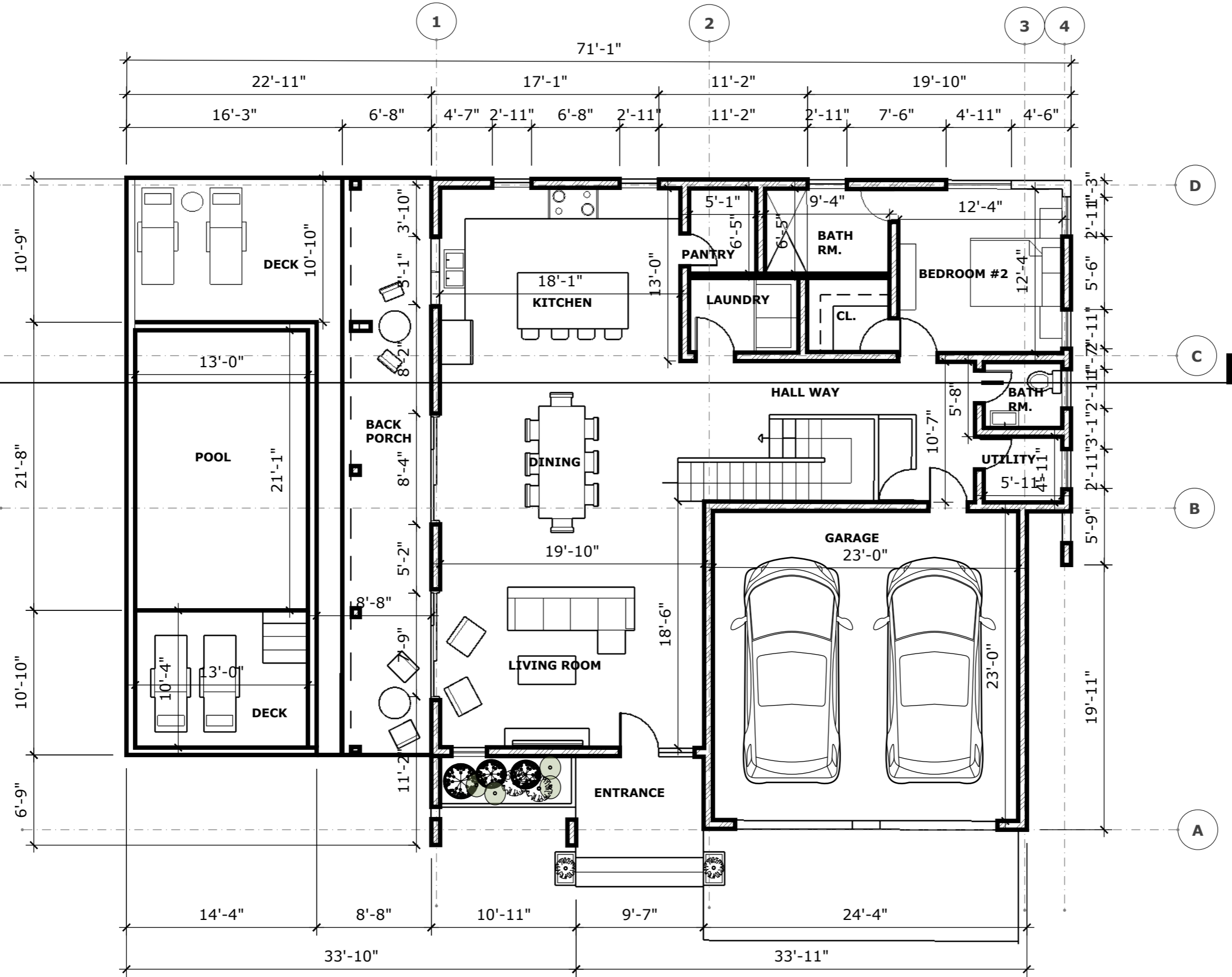
Consultant
 Address
 Phone
 Fax
 e-mail
 Consultant
 Address
 Phone
 Fax
 e-mail

TANEISHA CARLESS
LONG BAY HILLS
 61108/117
GROUND FLOOR PLAN

Providenciales
Turks & Caicos Islands, B.W.I.
 Cell: (649) 246-2583
 Cell: (649) 342-4272
 dameko.dean@gmail.com
 Facebook: Conceptual Arch.
 & Des.

Drawn by: DAMEKO DEAN
 Checked by: DAMEKO DEAN
 Date: AUGUST ,2024
 Scale: AS SHOWN
 Sheet
 Number **A3.3**
 Project number:

The design, ideas, arrangements, and plans shown on this drawing are owned by and the property of Conceptual Architecture & Design. None of such ideas, designs, arrangements, or plans shall be used by or disclosed to any person, firm or corporation without the written permission of Conceptual Architecture & Design. Written dimension on the drawing shall take precedence over scaled dimensions. Contractors shall verify and be responsible for all dimensions and conditions on the job and this office must be notified of any variations from the dimensions.



1 GROUND FLOOR PLAN
A3.3 scale 1/8"=1'-0"



REVISION		
NO.	Description	Date

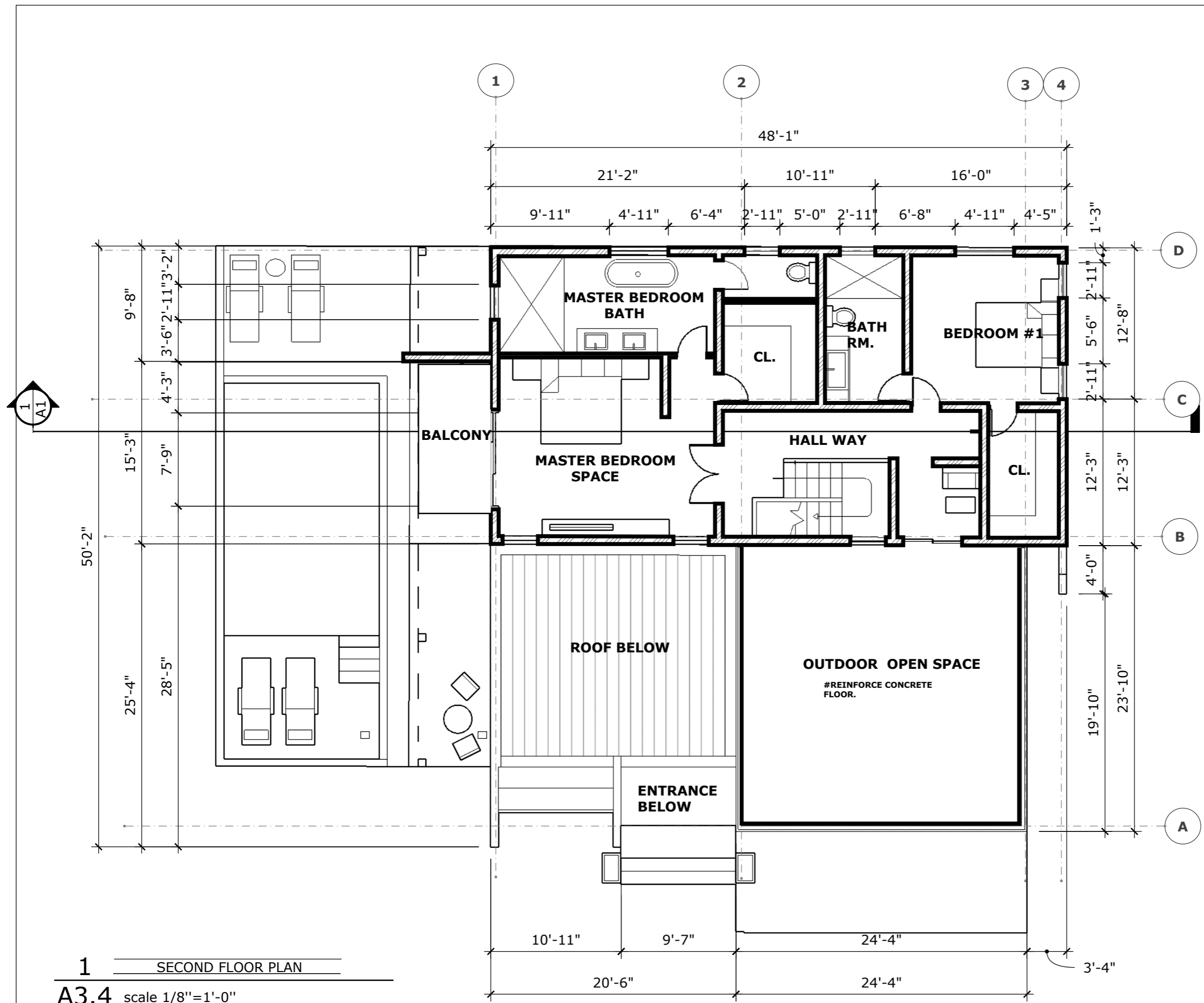
Consultant
 Address
 Phone
 Fax
 e-mail
 Consultant
 Address
 Phone
 Fax
 e-mail

TANEISHA CARLESS
LONG BAY HILLS
61108/117
GROUND FLOOR PLAN

Providenciales
Turks & Caicos Islands, B.W.I.
Cell: (649) 246-2583
Cell: (649) 342-4272
dameko.dean@gmail.com
Facebook: Conceptual Arch. & Des.

Drawn by: DAMEKO DEAN
 Checked by: DAMEKO DEAN
 Date: AUGUST ,2024
 Scale: AS SHOWN
 Sheet
 Number **A3.3**
 Project number:

The design, ideas, arrangements, and plans shown on this drawing are owned by and the property of Conceptual Architecture & Design. None of such ideas, designs, arrangements, or plans shall be used by or disclosed to any person, firm or corporation without the written permission of Conceptual Architecture & Design. Written dimension on the drawing shall take precedence over scaled dimensions. Contractors shall verify and be responsible for all dimensions and conditions on the job and this office must be notified of any variations from the dimensions.



1 SECOND FLOOR PLAN
A3.4 scale 1/8"=1'-0"



REVISION		
NO.	Description	Date

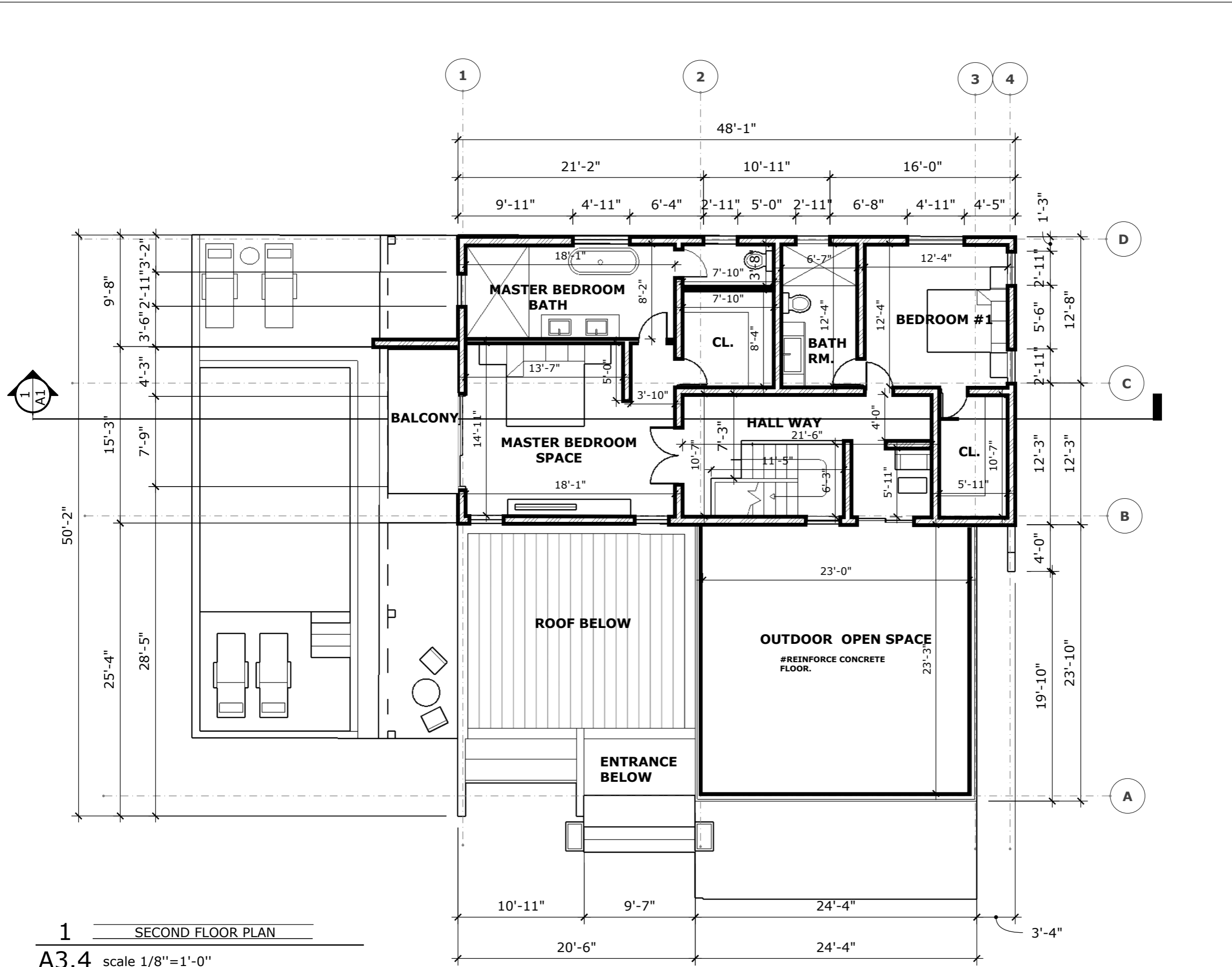
Consultant
 Address
 Phone
 Fax
 e-mail
 Consultant
 Address
 Phone
 Fax
 e-mail

TANEISHA CARLESS
LONG BAY HILLS
 61108/117
SECOND FLOOR

Providenciales
Turks & Caicos Islands. B.W.I.
 Cell: (649) 246-2583
 Cell: (649) 342-4272
 dameko.dean@gmail.com
 Facebook: Conceptual Arch.
 & Des.

Drawn by: DAMEKO DEAN
 Checked by: DAMEKO DEAN
 Date: AUGUST ,2024
 Scale: AS SHOWN
 Sheet
 Number **A3.4**
 Project number:

The design, ideas, arrangements, and plans shown on this drawing are owned by and the property of Conceptual Architecture & Design. None of such ideas, designs, arrangements, or plans shall be used by or disclosed to any person, firm or corporation for any purpose without the written permission of Conceptual Architecture & Design. Written dimension on the drawing shall take precedence over scaled dimensions. Contractors shall verify and be responsible for all dimensions and conditions on the job and this office must be notified of any variations from the dimensions.



1 SECOND FLOOR PLAN
A3.4 scale 1/8"=1'-0"



REVISION		
NO.	Description	Date

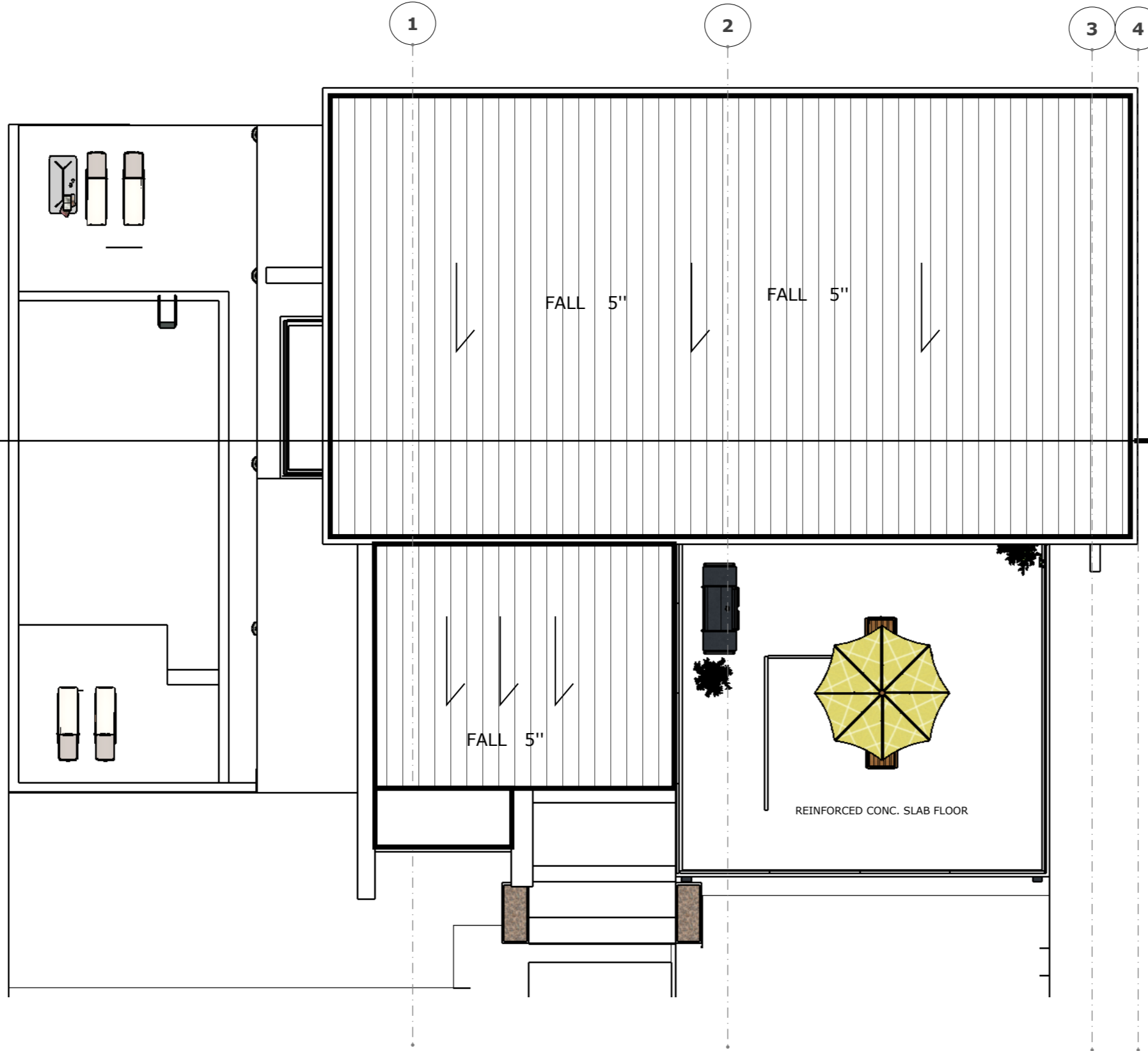
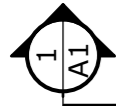
Consultant
 Address
 Phone
 Fax
 e-mail
 Consultant
 Address
 Phone
 Fax
 e-mail

TANEISHA CARLESS
LONG BAY HILLS
61108/117
SECOND FLOOR

Providenciales
Turks & Caicos Islands. B.W.I.
 Cell: (649) 246-2583
 Cell: (649) 342-4272
 dameko.dean@gmail.com
 Facebook: Conceptual Arch.
 & Des.

Drawn by: DAMEKO DEAN
 Checked by: DAMEKO DEAN
 Date: AUGUST ,2024
 Scale: AS SHOWN
 Sheet
 Number **A3.4**
 Project number:

The design, ideas, arrangements, and plans shown on this drawing are owned by and the property of Conceptual Architecture & Design. None of such ideas, designs, arrangements, or plans shall be used by or disclosed to any person, firm or corporation for any purpose without the written permission of Conceptual Architecture & Design. Written dimension on the drawing shall take precedence over scaled dimensions. Contractors shall verify and be responsible for all dimensions and conditions on the job and this office must be notified of any variations from the dimensions.



1 ROOF PLAN

S1.4 scale 1/8"=1'-0"



REVISION		
NO.	Description	Date

Consultant
Address
Phone
Fax
e-mail
Consultant
Address
Phone
Fax
e-mail

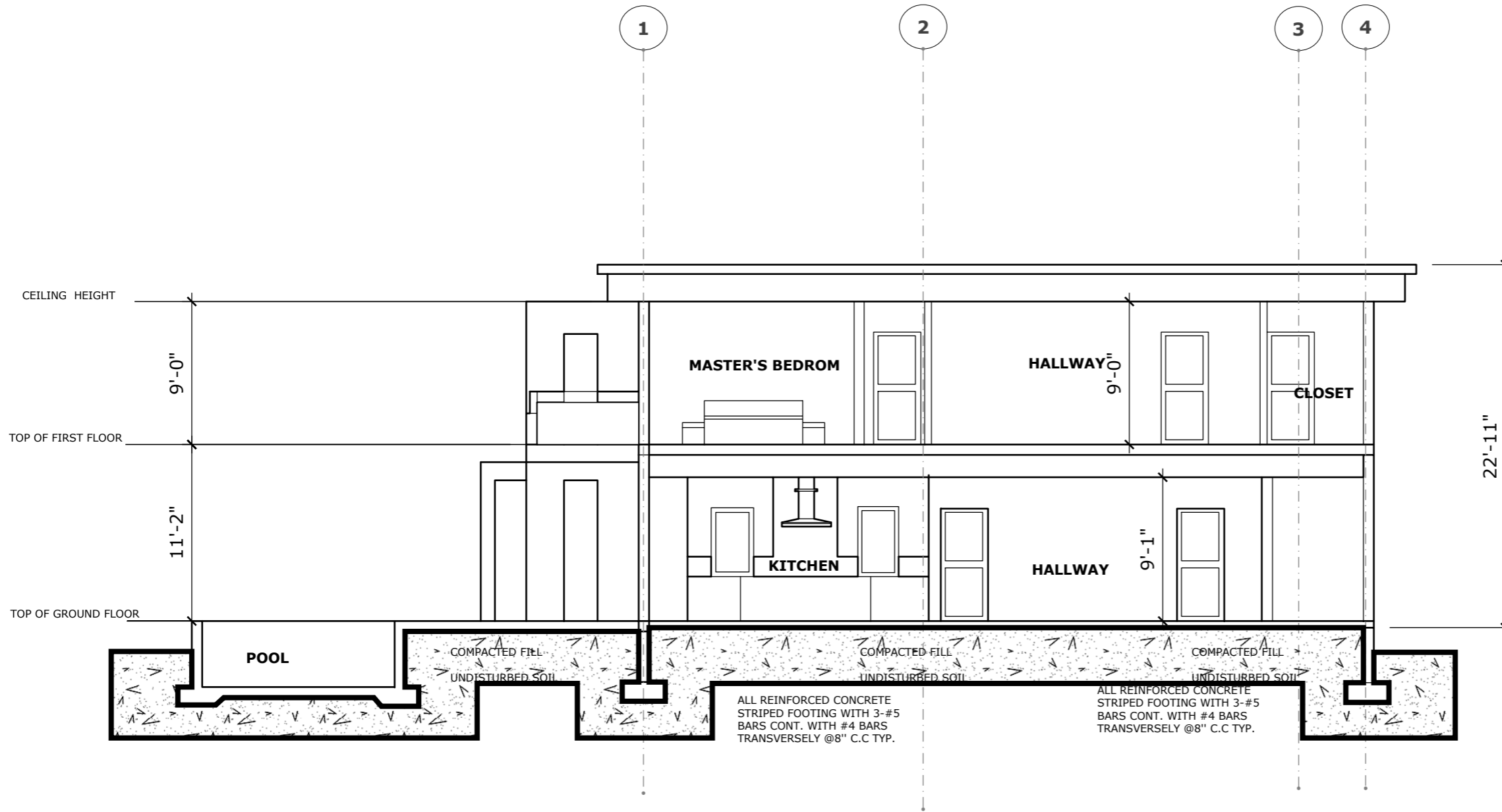
TANEISHA CARLESS
LONG BAY HILLS
61108/117

ROOF PLAN

Providenciales
Turks & Caicos Islands. B.W.I.
Cell: (649) 246-2583
Cell: (649) 342-4272
dameko.dean@gmail.com
Facebook: Conceptual Arch.
& Des.

Drawn by: DAMEKO DEAN
Checked by: DAMEKO DEAN
Date: AUGUST ,2024
Scale: AS SHOWN
Sheet
Number **S1.4**
Project number:

The design, ideas, arrangements, and plans shown on this drawing are owned by and the property of Conceptual Architecture & Design. None of such ideas, designs, arrangements, or plans shall be used by or disclosed to any person, firm or corporation for any purpose without the written permission of Conceptual Architecture & Design. Written dimension on the drawing shall take precedence over scaled dimensions. Contractors shall verify and be responsible for all dimensions and conditions on the job and this office must be notified of any variations from the dimensions.



1 SECTION
A4.1 scale 1/8"=1'-0"



REVISION		
NO.	Description	Date

Consultant
 Address
 Phone
 Fax
 e-mail
 Consultant
 Address
 Phone
 Fax
 e-mail

TANEISHA CARLESS
LONG BAY HILLS
61108/117
SECTION

Providenciales
Turks & Caicos Islands. B.W.I.
Cell: (649) 246-2583
Cell: (649) 342-4272
dameko.dean@gmail.com
Facebook: Conceptual Arch.
& Des.

Drawn by: DAMEKO DEAN
 Checked by: DAMEKO DEAN
 Date: AUGUST ,2024
 Scale: AS SHOWN
 Sheet
 Number **A4.1**
 Project number:

The design, ideas, arrangements, and plans shown on this drawing are owned by and the property of Conceptual Architecture & Design. None of such ideas, designs, arrangements, or plans shall be used by or disclosed to any person, firm or corporation without the written permission of Conceptual Architecture & Design. Written dimension on the drawing shall take precedence over scaled dimensions. Contractors shall verify and be responsible for all dimensions and conditions on the job and this office must be notified of any variations from the dimensions.



1 APPROACH ELEVATION
A6.1 scale 1/8"=1'-0"



1 LEFT ELEVATION
A6.1 scale 1/8"=1'-0"



REVISION		
NO.	Description	Date

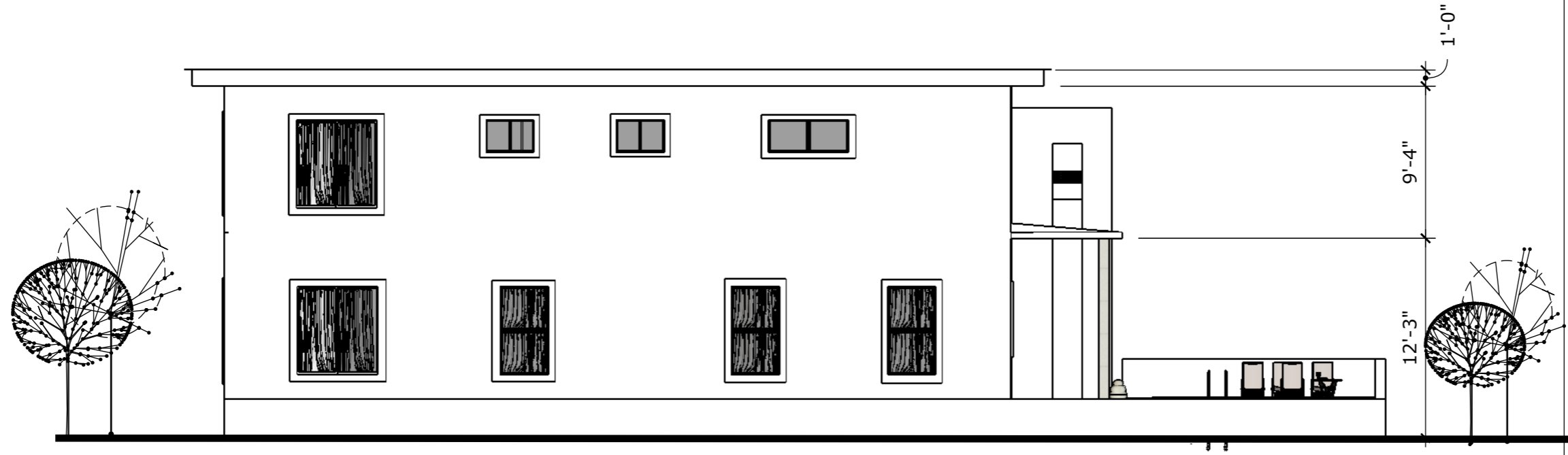
Consultant
 Address
 Phone
 Fax
 e-mail
 Consultant
 Address
 Phone
 Fax
 e-mail

TANEISHA CARLESS
LONG BAY HILLS
61108/117
ELEVATIONS

Providenciales
Turks & Caicos Islands. B.W.I.
Cell: (649) 246-2583
Cell: (649) 342-4272
dameko.dean@gmail.com
Facebook: Conceptual Arch.
& Des.

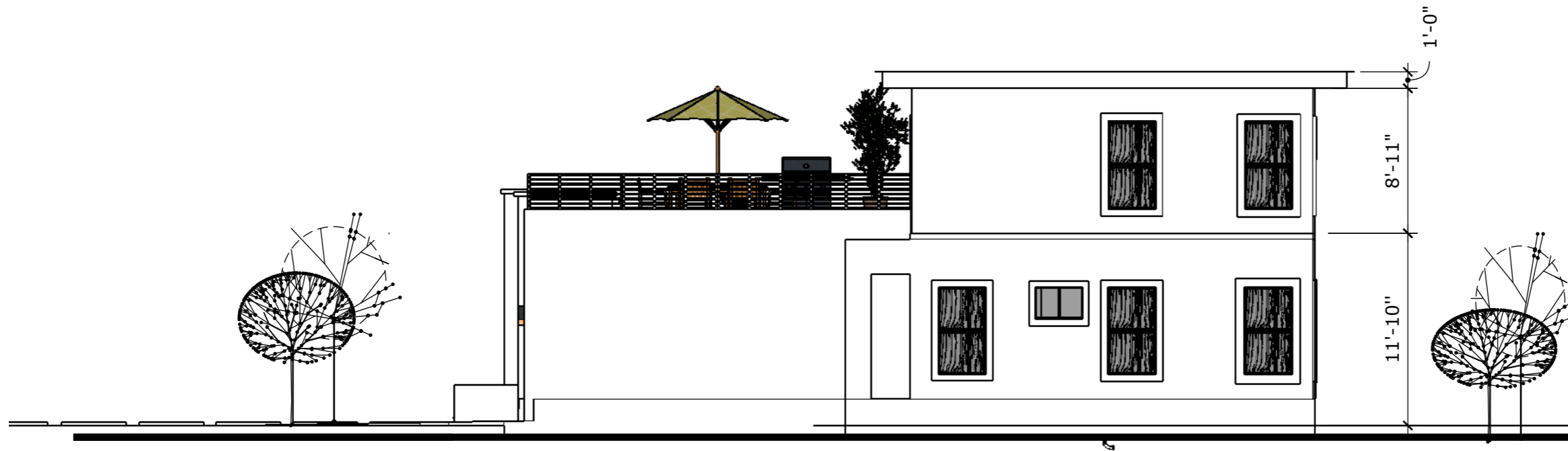
Drawn by: DAMEKO DEAN
 Checked by: DAMEKO DEAN
 Date: AUGUST ,2024
 Scale: AS SHOWN
 Sheet
 Number **A6.1**
 Project number:

The design, ideas, arrangements, and plans shown on this drawing are owned by and the property of Conceptual Architecture & Design. None of such ideas, designs, arrangements, or plans shall be used by or disclosed to any person, firm or corporation for any purpose without the written permission of Conceptual Architecture & Design. Written dimension on the drawing shall take precedence over scaled dimensions. Contractors shall verify and be responsible for all dimensions and conditions on the job and this office must be notified of any variations from the dimensions.



1 REAR ELEVATION

A6.2 scale 1/8"=1'-0"



1 RIGHT ELEVATION

A6.2 scale 1/8"=1'-0"



REVISION		
NO.	Description	Date

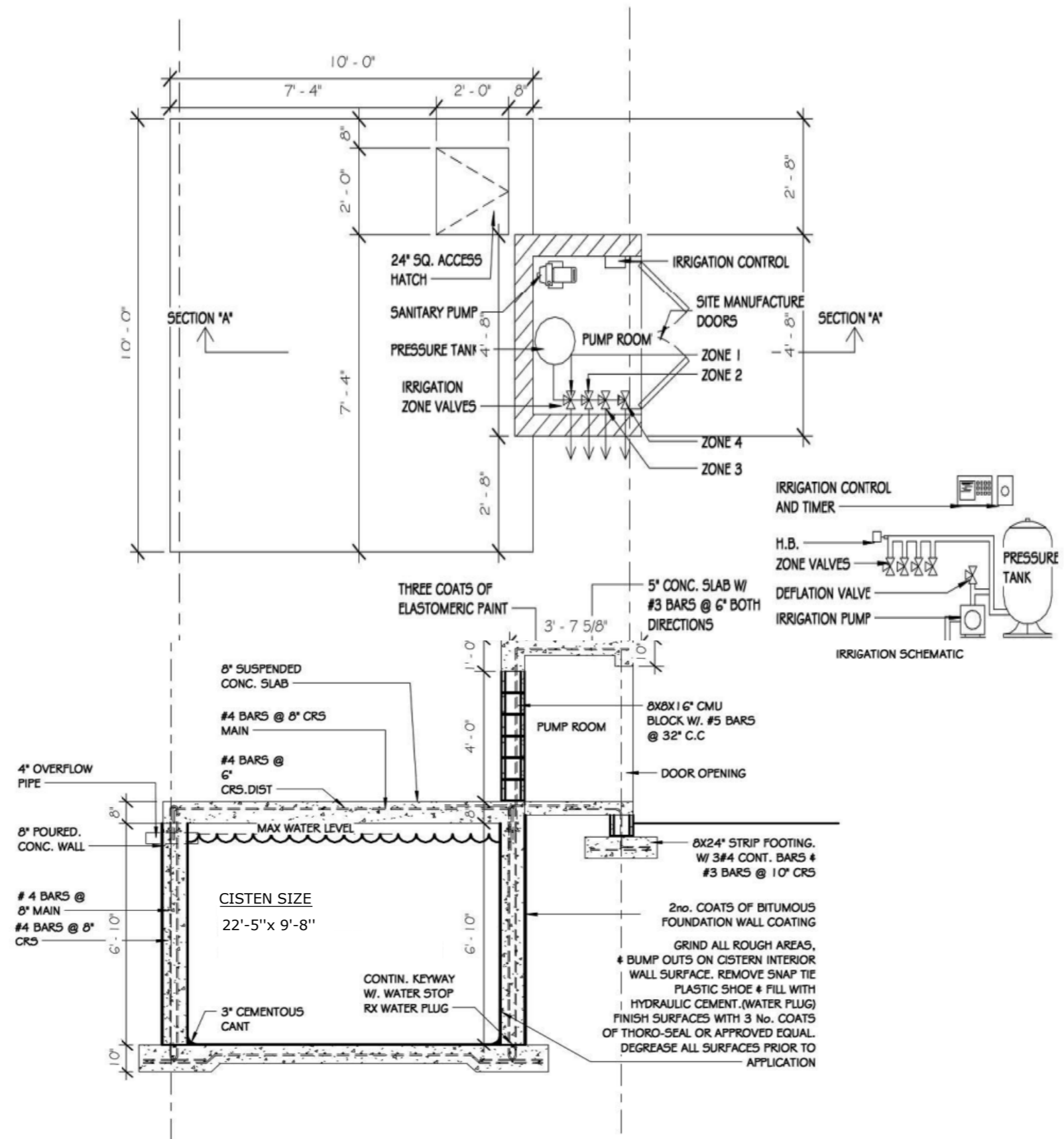
Consultant
Address
Phone
Fax
e-mail
Consultant
Address
Phone
Fax
e-mail

TANEISHA CARLESS
LONG BAY HILLS
61108/117
ELEVATIONS


Providenciales
Turks & Caicos Islands. B.W.I.
Cell: (649) 246-2583
Cell: (649) 342-4272
dameko.dean@gmail.com
Facebook: Conceptual Arch.
& Des.

Drawn by: DAMEKO DEAN
Checked by: DAMEKO DEAN
Date: AUGUST ,2024
Scale: AS SHOWN
Sheet
Number **A6.2**
Project number:

The design, ideas, arrangements, and plans shown on this drawing are owned by and the property of Conceptual Architecture & Design. None of such ideas, designs, arrangements, or plans shall be used by or disclosed to any person, firm or corporation for any purpose without the written permission of Conceptual Architecture & Design. Written dimension on the drawing shall take precedence over scaled dimensions. Contractors shall verify and be responsible for all dimensions and conditions on the job and this office must be notified of any variations from the dimensions.



1 CISTERN
3/8" = 1'-0"



REVISION		
NO.	Description	Date

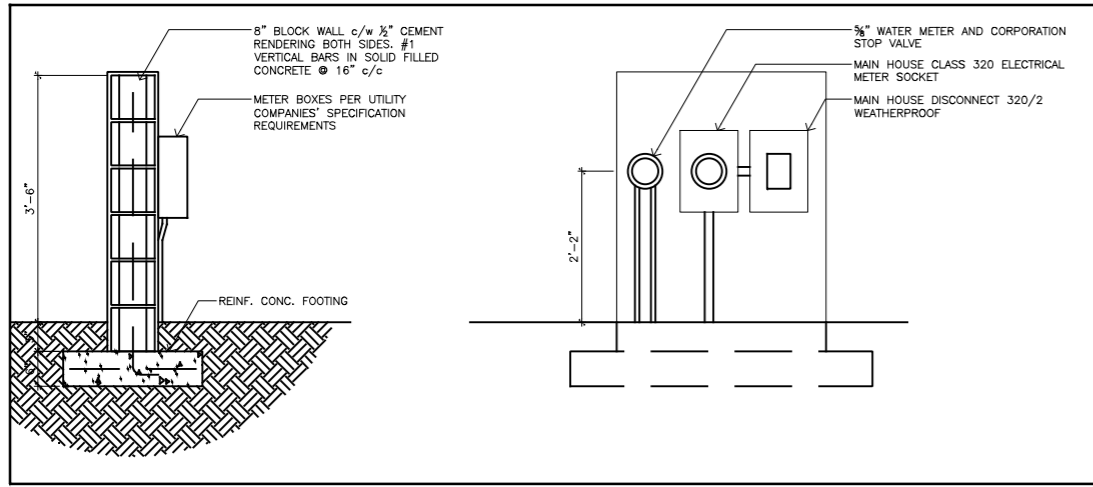
Consultant
Address
Phone
Fax
e-mail
Consultant
Address
Phone
Fax
e-mail

TANEISHA CARLES
LONG BAY HILLS
61108/117
DETAILS

Providenciales
Turks & Caicos Islands, B.W.I.
Cell: (649) 246-2583
Cell: (649) 342-4272
dameko.dean@gmail.com
Facebook: Conceptual Arch.
& Des.

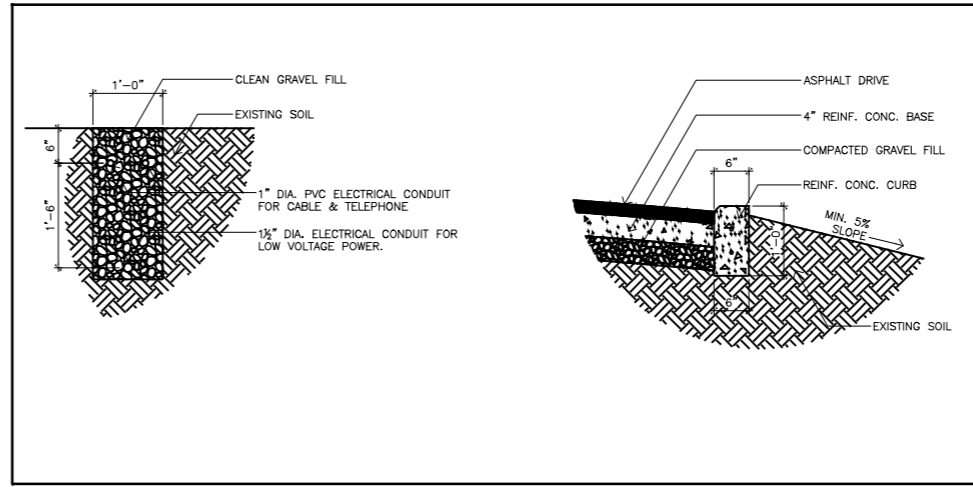
Drawn by: DAMEKO DEAN
Checked by: DAMEKO DEAN
Date: AUGUST ,2024
Scale:
Sheet
Number **A8.4**
Project number:

The design, ideas, arrangements, and plans shown on this drawing are owned by and the property of Conceptual Architecture & Design. None of such ideas, designs, arrangements, or plans shall be used by or disclosed to any person, firm or corporation without the written permission of Conceptual Architecture & Design. Written dimension on the drawing shall take precedence over scaled dimensions. Contractors shall verify and be responsible for all dimensions and conditions on the job and this office must be notified of any variations from the dimensions.



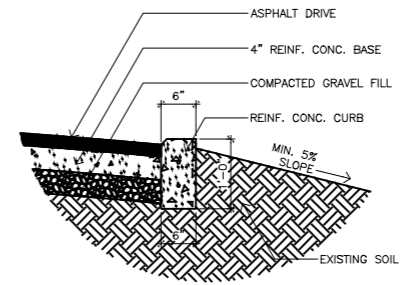
2 METER WALL SECTION & ELEVATION

A1.1 NYS



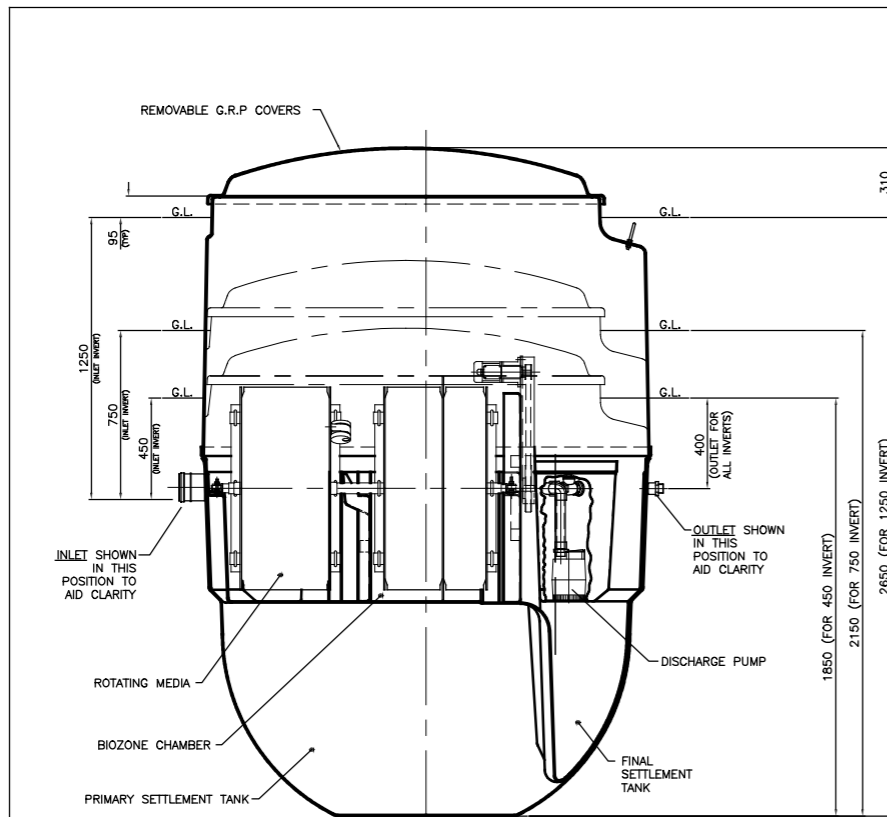
3 UTILITY TRENCH SECTION

A1.1 NYS

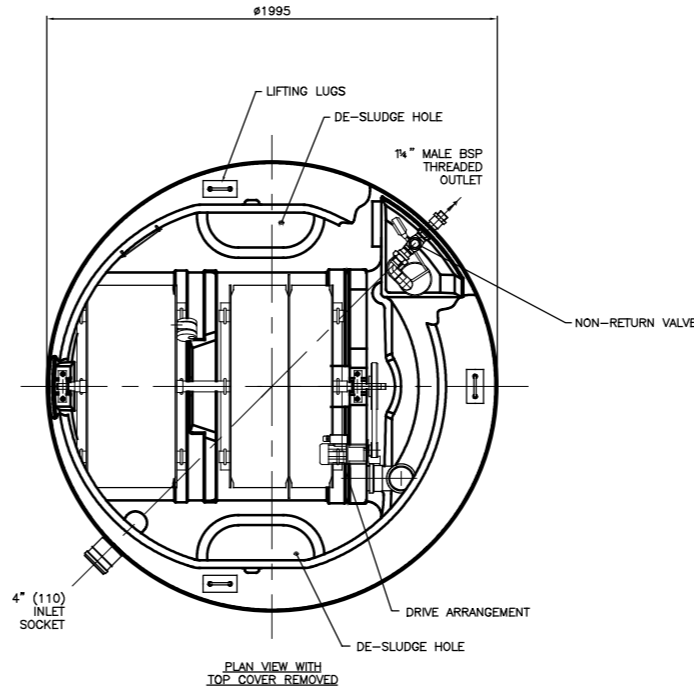


4 CURB SECTION

A1.1 NYS



COVER, TOP SECTION, BASE & BIOZONE TANK SECTIONED ON CENTRE LINE FOR CLARITY



DRY WEIGHT (INCLUDING PALLET)	Kg	FULL WEIGHT (EXCLUDING PALLET)	Kg
450 INVERT	310	450 INVERT	3290
750 INVERT	325	750 INVERT	3305
1250 INVERT	380	1250 INVERT	3360

NOTES:-

1. BIODISC TANK & COVER ARE MANUFACTURED IN GLASS REINFORCED POLYESTER (G.R.P.) COVER IS FINISHED IN GREEN TO BS 4800 TINT 12:B:25
2. FOR DESLUDGING PROCEDURE SEE MAINTENANCE HANDBOOK.
3. ELECTRICAL SUPPLY:- 240 VOLTS, 2 AMPS, SINGLE PHASE. (THREE PHASE OPTIONAL). CONTROL PANEL SUPPLIED.
4. BIODISC MUST ONLY BE LIFTED BY 3 LUGS PROVIDED.
5. 3 DRAIN INVERTS AVAILABLE, DIMENSIONS ON DRAWING GROUND LEVEL TO COVER 95mm TYP. CAN BE REDUCED BY GROUND FINISH TO APPROX 25mm
6. FOR INSTALLATION, MAINTENANCE & DESLUDGE DETAILS REFER TO PD0093, PD0094 & PD0095

1 SEWAGE SYSTEM DETAIL

A1.1 NYS



REVISION		
NO.	Description	Date

Consultant
Address
Phone
Fax
e-mail
Consultant
Address
Phone
Fax
e-mail

TANEISHA CARLESS
LONG BAY HILLS, PROVIDENCIALES
61108/117








































SITE DETAILS

Providenciales
Turks & Caicos Islands, B.W.I.
Cell: (649) 246-2583
Cell: (649) 342-4272
dameko.dean@gmail.com
Facebook: Conceptual Arch.
& Des.





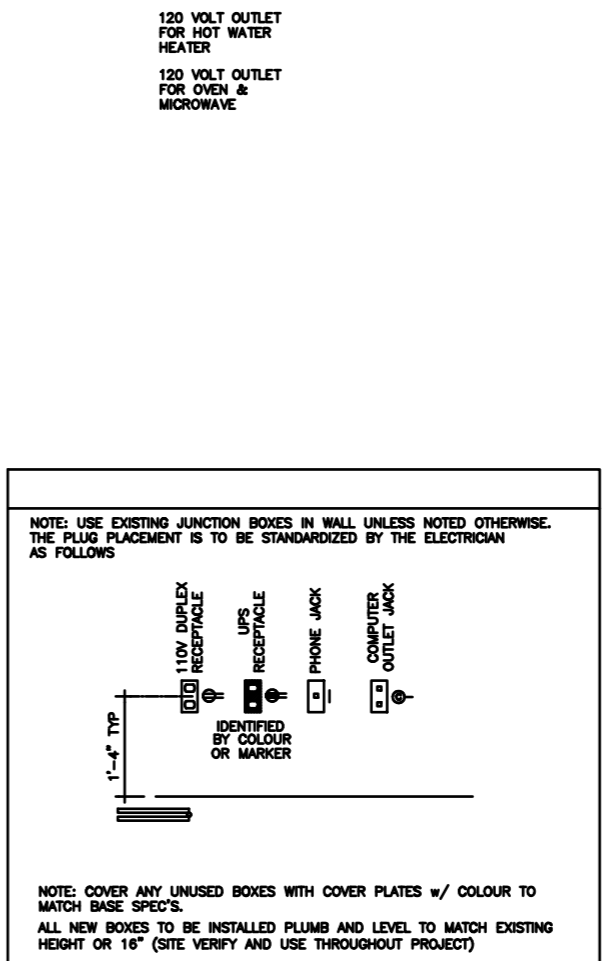
Drawn by: DAMEKO DEAN
Checked by: DAMEKO DEAN
DATE: AUGUST, 2024
Scale: AS SHOWN
Sheet
Number **A8.5**
Project number:

The design, ideas, arrangements, and Plans shown on this drawing are owned by and the Property of Conceptual Architecture & Design. None of such ideas, designs, arrangements, or Plans shall be used by or disclosed to any person, firm or corporation for any purpose without the written permission of Conceptual Architecture & Design. Written dimension on the drawing shall take precedence over scaled dimensions. Contractors shall verify and be responsible for all dimensions and conditions on the job and this office must be notified of any variations from the dimensions.

 CEILING MOUNTED LIGHT FIXTURE
LOCATION:
 CEILING MOUNTED RECESSED LIGHT FIXTURE
LOCATION:
 WALL MOUNTED RECESSED LIGHT FIXTURE
LOCATION:
 SPOT LIGHT
LOCATION:
 WALL SCONCE LIGHT FIXTURE
MOUNTED AT 6'-4" (76") AFF
LOCATION:
 WALL MOUNTED SECURITY LIGHT w MOTION DETECTOR & PHOTOCCELL
LOCATE SECURITY LIGHT 8" BELOW FASCIA BOARD, 12" BACK FROM CORNER UNLESS NOTED OTHERWISE
 110 VOLT DUPLEX RECEPTACLE - 16" A.F.F.
 110 VOLT DUPLEX RECEPTACLE - 42" A.F.F. ON ATTACHED SKETCHES
 GROUND FAULT CIRCUIT INTERRUPTER
USE NEAR SINKS IN KITCHEN/BATH
 110 VOLT DUPLEX RECEPTACLE - 16" A.F.F. WEATHER PROOF
 110 VOLT DUPLEX RECEPTACLE - 16" A.F.F. SPLIT WIRED-ONE TO PLUG, ONE TO LIGHT SWITCH
 110 VOLT DUPLEX RECEPTACLE - 16" A.F.F. DUPLEX ON SEPERATE CIRCUITS
 110 VOLT DUPLEX RECEPTACLE - 16" A.F.F. QUAD PLUG CONFIGURATION
 110 VOLT DUPLEX RECEPTACLE SURFACE MOUNTED ON FLOOR
 220 VOLT RECEPTACLE
 COMPUTER OUTLET
 TELEPHONE JACK
 FAX OUTLET
 TELEVISION OUTLET
 PUSH SWITCH (DOOR BELL)
 DOOR BELL @ 96" AFF
 SMOKE DETECTOR / ALARM
 MOTION DETECTOR
 THERMOSTAT
 LIGHT SWITCH @ 54" AFF
 TRIPLE POLE LIGHT SWITCH @ 54" AFF
 FAN SWITCH OR RHEOSTAT @ 54" AFF
 REMOTER CONTROLLED SWITCH @ 54" AFF
 DIMMER SWITCH @ 54" AFF
 A BREAKER PANEL @ 54" TO <-STANDARD POWER
 B BREAKER PANEL @ 54" TO <-UPS
 WIRE IN CEILING OR WALL
 STEREO SYSTEM LOCATION-ROUTE SPEAKER WIRES HERE
 STEREO SPEAKER WIRE BOX
 CEILING MOUNTED RECESSED FAN
LOCATION: BATHROOMS
 AIR CONDITIONER SUPPLY UNIT
 AIR CONDITIONER CONDENSER UNIT
 CEILING MOUNTED FAN
52" ~ MIN. RADIUS
WITH OR WITHOUT LIGHT AS SPEC'ED
 TRACK LIGHT w/
HALOGEN LAMPS

NOTE: COVER ANY UNUSED BOXES WITH COVER PLATES w/ COLOUR TO MATCH BASE SPEC'S.
 ALL NEW BOXES TO BE INSTALLED PLUMB AND LEVEL TO MATCH EXISTING HEIGHT OR 16" (SITE VERIFY AND USE THROUGHOUT PROJECT)

SWITCH & OUTLET LOCATIONS
 (typical unless noted otherwise on detailed and lighting plans)

REVISION		
NO.	Description	Date

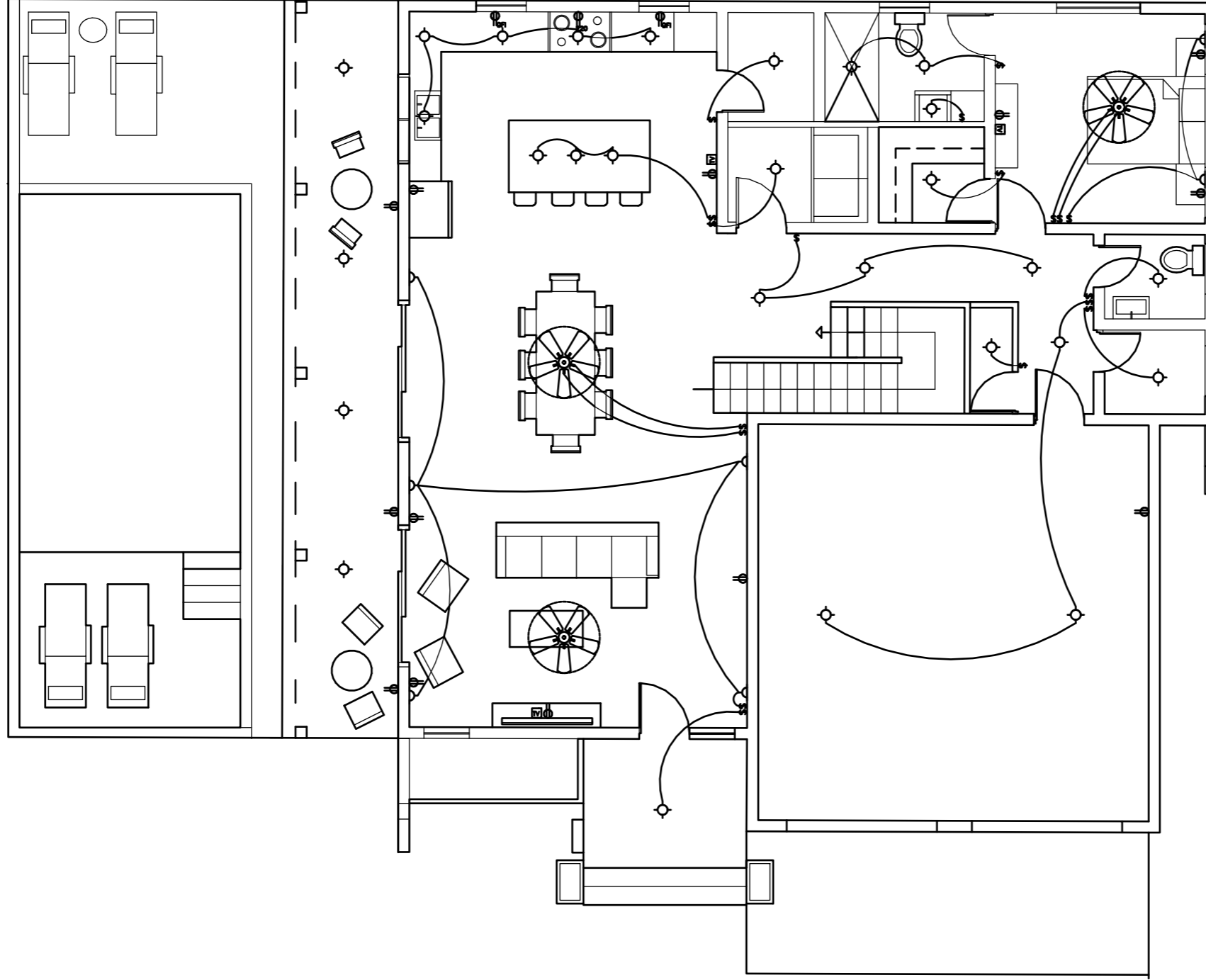
Consultant
 Address
 Phone
 Fax
 e-mail
 Consultant
 Address
 Phone
 Fax
 e-mail

TANEISHA CARLESS
LONG BAY HILLS
 61108/117
ELECTRICAL LEGEND

Providenciales
 Turks & Caicos Islands. B.W.I.
 Cell: (649) 246-2583
 Cell: (649) 342-4272
 dameko.dean@gmail.com
 Facebook: Conceptual Arch.
 & Des.

Drawn by: DAMEKO DEAN
 Checked by: DAMEKO DEAN
 Date: AUGUST ,2024
 Scale: AS SHOWN
 Sheet
 Number **E1.0**
 Project number:

The design, ideas, arrangements, and plans shown on this drawing are owned by and the property of Conceptual Architecture & Design. None of such ideas, designs, arrangements, or plans shall be used by or disclosed to any person, firm or corporation for any purpose without the written permission of Conceptual Architecture & Design. Written dimension on the drawing shall take precedence over scaled dimensions. Contractors shall verify and be responsible for all dimensions and conditions on the job and this office must be notified of any variations from the dimensions.



1 GROUND FLOOR ELECTRICAL PLAN

E1.1 scale 1/8"=1'-0"



REVISION		
NO.	Description	Date


Consultant
 Address
 Phone
 Fax
 e-mail
 Consultant
 Address
 Phone
 Fax
 e-mail

TANEISHA CARLESS
LONG BAY HILLS
61108/117
ELECTRICAL PLAN

Providenciales
Turks & Caicos Islands. B.W.I.
Cell: (649) 246-2583
Cell: (649) 342-4272
dameko.dean@gmail.com
Facebook: Conceptual Arch.
& Des.

Drawn by: DAMEKO DEAN
 Checked by: DAMEKO DEAN
 Date: AUGUST ,2024
 Scale: AS SHOWN
 Sheet
 Number **E1.1**
 Project number:

The design, ideas, arrangements, and plans shown on this drawing are owned by and the property of Conceptual Architecture & Design. None of such ideas, designs, arrangements, or plans shall be used by or disclosed to any person, firm or corporation for any purpose without the written permission of Conceptual Architecture & Design. Written dimension on the drawing shall take precedence over scaled dimensions. Contractors shall verify and be responsible for all dimensions and conditions on the job and this office must be notified of any variations from the dimensions.



1 SECOND FLOOR ELECTRICAL PLAN

E1.2 scale 1/8"=1'-0"



REVISION		
NO.	Description	Date

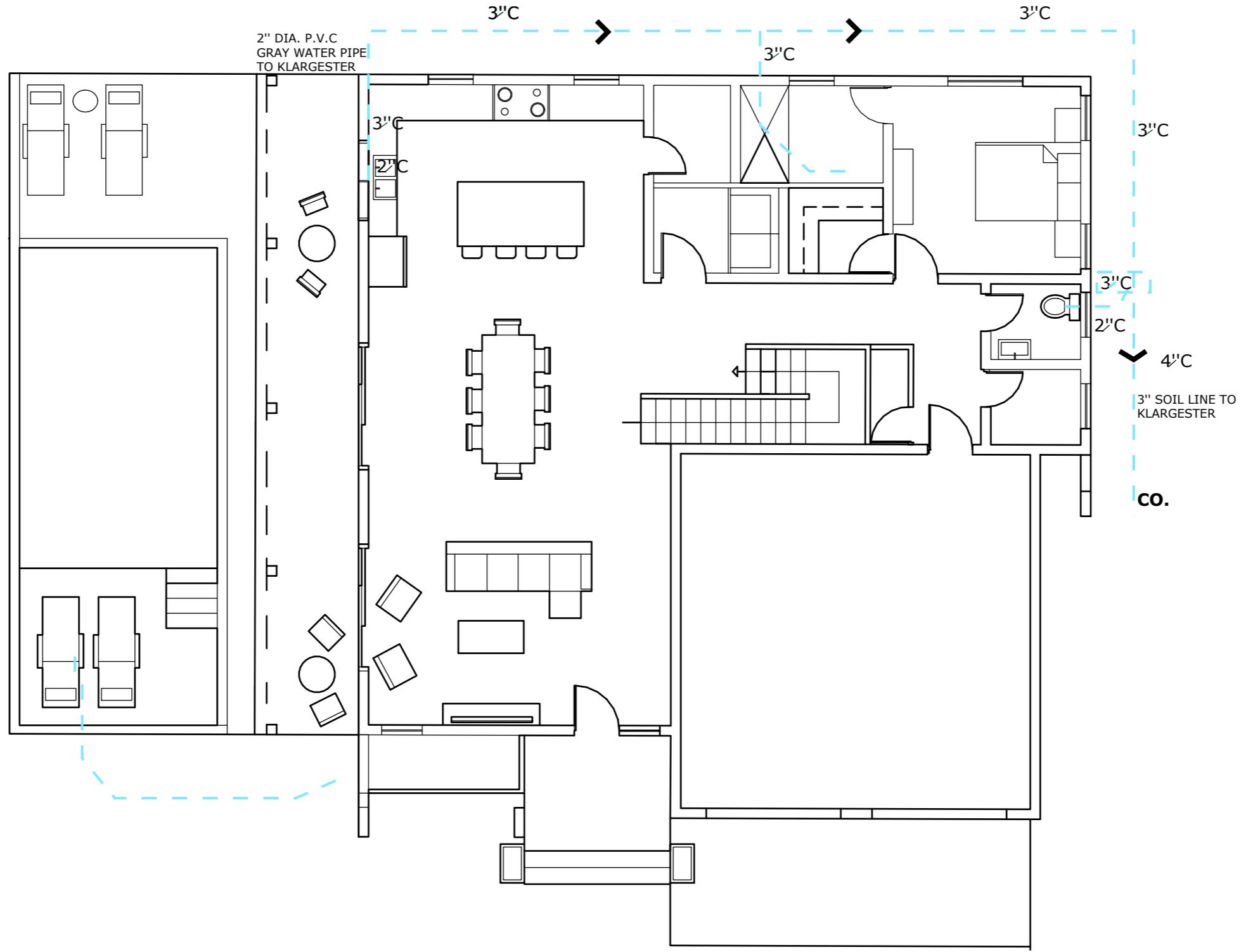
Consultant
 Address
 Phone
 Fax
 e-mail
 Consultant
 Address
 Phone
 Fax
 e-mail

TANEISHA CARLESS
LONG BAY HILLS
61108/117
ELECTRICAL PLAN

Providenciales
Turks & Caicos Islands. B.W.I.
Cell: (649) 246-2583
Cell: (649) 342-4272
dameko.dean@gmail.com
Facebook: Conceptual Arch.
& Des.

Drawn by: DAMEKO DEAN
 Checked by: DAMEKO DEAN
 Date: AUGUST ,2024
 Scale: AS SHOWN
 Sheet
 Number **E1.2**
 Project number:

The design, ideas, arrangements, and plans shown on this drawing are owned by and the property of Conceptual Architecture & Design. None of such ideas, designs, arrangements, or plans shall be used by or disclosed to any person, firm or corporation for any purpose without the written permission of Conceptual Architecture & Design. Written dimension on the drawing shall take precedence over scaled dimensions. Contractors shall verify and be responsible for all dimensions and conditions on the job and this office must be notified of any variations from the dimensions.



1 GROUND FLOOR PLUMBING
P1.1 scale 1/8"=1'-0"



REVISION		
NO.	Description	Date

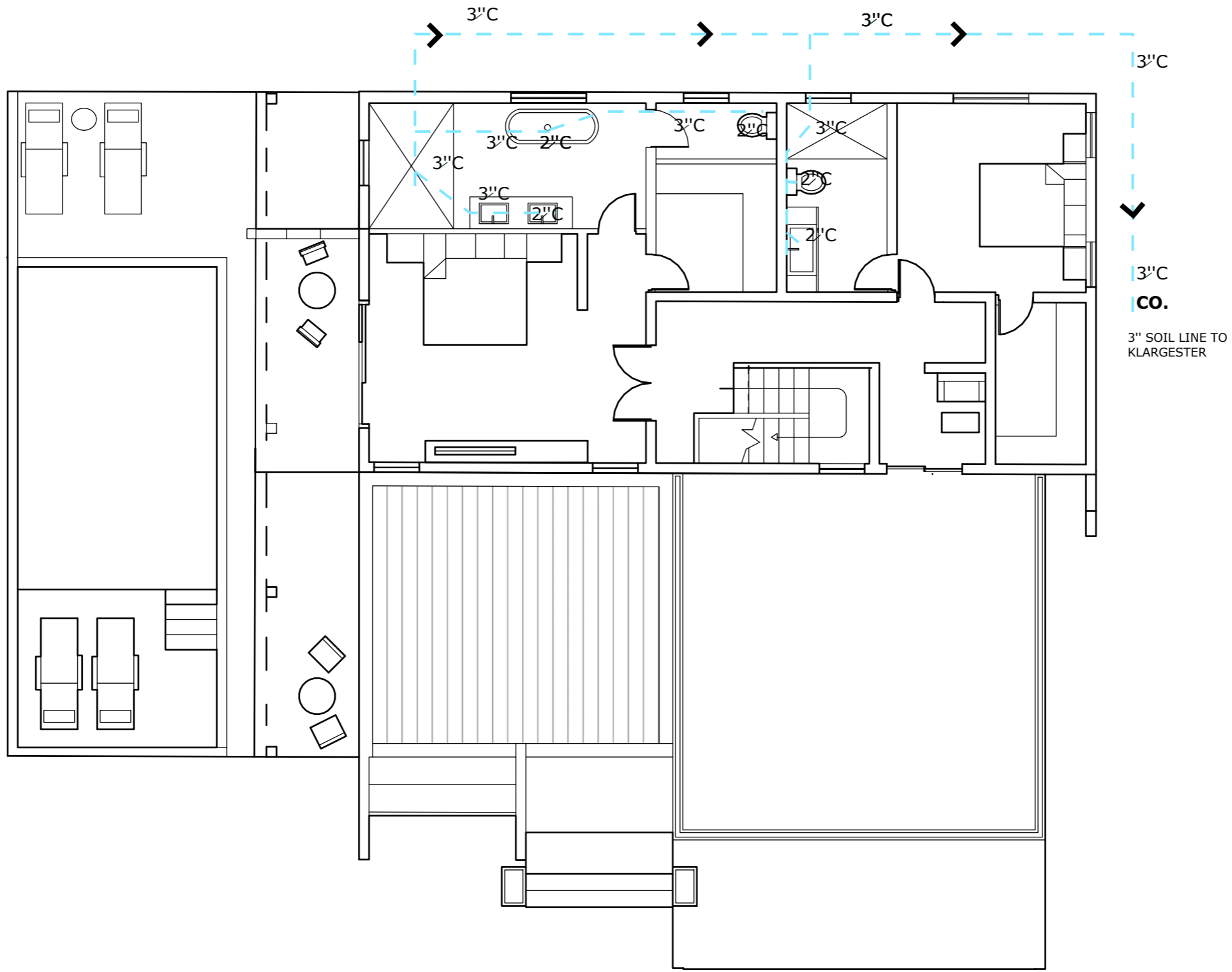
Consultant
 Address
 Phone
 Fax
 e-mail
 Consultant
 Address
 Phone
 Fax
 e-mail

TANEISHA CARLESS
LONG BAY HILLS
61108/117
PLUMBING PLAN

Providenciales
Turks & Caicos Islands. B.W.I.
Cell: (649) 246-2583
Cell: (649) 342-4272
dameko.dean@gmail.com
Facebook: Conceptual Arch.
& Des.

Drawn by: DAMEKO DEAN
 Checked by: DAMEKO DEAN
 Date: AUGUST ,2024
 Scale: AS SHOWN
 Sheet
 Number **P1.1**
 Project number:

The design, ideas, arrangements, and plans shown on this drawing are owned by and the property of Conceptual Architecture & Design. None of such ideas, designs, arrangements, or plans shall be used by or disclosed to any person, firm or corporation for any purpose without the written permission of Conceptual Architecture & Design. Written dimension on the drawing shall take precedence over scaled dimensions. Contractors shall verify and be responsible for all dimensions and conditions on the job and this office must be notified of any variations from the dimensions.



1 SECOND FLOOR PLUMBING
P1.2 scale 1/8"=1'-0"



REVISION		
NO.	Description	Date

Consultant
 Address
 Phone
 Fax
 e-mail
 Consultant
 Address
 Phone
 Fax
 e-mail

TANEISHA CARLESS
LONG BAY HILLS
61108/117
PLUMBING PLAN

Providenciales
Turks & Caicos Islands. B.W.I.
Cell: (649) 246-2583)
Cell: (649) 342-4272
dameko.dean@gmail.com
Facebook: Conceptual Arch.
& Des.

Drawn by: DAMEKO DEAN
 Checked by: DAMEKO DEAN
 Date: AUGUST ,2024
 Scale: AS SHOWN
 Sheet
 Number **P1.2**
 Project number:

The design, ideas, arrangements, and plans shown on this drawing are owned by and the property of Conceptual Architecture & Design. None of such ideas, designs, arrangements, or plans shall be used by or disclosed to any person, firm or corporation for any purpose without the written permission of Conceptual Architecture & Design. Written dimension on the drawing shall take precedence over scaled dimensions. Contractors shall verify and be responsible for all dimensions and conditions on the job and this office must be notified of any variations from the dimensions.

TYPE	PROFILE	FINISH	DESCRIPTION	MATERIAL	TOTAL
1	2'-6" X 7'-0"	N/A	PU	WD	10
2	2'-11" X 7'-0"	N/A	PU	WD	4
3	4'-9" X 7'-9"	N/A	PU	AL	2
4	7'-9" X 7'-9"	N/A	PU	AL	1

AL □ ALUMINIUM
WD □ WOOD
N/A □ NOT APPLICABLE



REVISION		
NO.	Description	Date

Consultant
Address
Phone
Fax
e-mail
Consultant
Address
Phone
Fax
e-mail

TANEISHA CARLESS
LONG BAY HILLS
61108/117


WINDOW SCHEDULE

Providenciales
Turks & Caicos Islands. B.W.I.
Cell: (649) 246-2583
Cell: (649) 342-4272
dameko.dean@gmail.com
Facebook: Conceptual Arch.
& Des.

Drawn by: DAMEKO DEAN
Checked by: DAMEKO DEAN
Date: AUGUST ,2024
Scale: AS SHOWN
Sheet
Number **A1.1**
Project number:

1 WINDOW SCHEDULE
A1.1 scale N.T.S

The design, ideas, arrangements, and plans shown on this drawing are owned by and the property of Conceptual Architecture & Design. None of such ideas, designs, arrangements, or plans shall be used by or disclosed to any person, firm or corporation for any purpose without the written permission of Conceptual Architecture & Design. Written dimension on the drawing shall take precedence over scaled dimensions. Contractors shall verify and be responsible for all dimensions and conditions on the job and this office must be notified of any variations from the dimensions.



REVISION		
NO.	Description	Date

Consultant
Address
Phone
Fax
e-mail

Consultant
Address
Phone
Fax
e-mail

TANEISHA CARLESS
LONG BAY HILLS
61108/117
DOOR SCHEDULE

Providenciales
Turks & Caicos Islands. B.W.I.
Cell: (649) 246-2583
Cell: (649) 342-4272
dameko.dean@gmail.com
Facebook: Conceptual Arch.
& Des.

Drawn by: DAMEKO DEAN
 Checked by: DAMEKO DEAN
 Date: AUGUST ,2024
 Scale: AS SHOWN
 Sheet
 Number
 Project number:

TYPE	PROFILE	FINISH	DESCRIPTION	MATERIAL	TOTAL
1	2'-11" X 7'-0"	ESP/PNT	PU	AL	15
2	4'-11" X 7'-0"	ESP/PNT	PU	AL	4

- AL □ ALUMINIUM
- WD □ WOOD
- N/A □ NOT APPLICABLE

DOOR SCHEDULE

The design, ideas, arrangements, and plans shown on this drawing are owned by and the property of conceptual Architecture & design None of such ideas, designs, arrangements, or plans shall be used by or disclosed to any person, firm or corporation for any purpose without the written permission of conceptual Architecture & Design written dimension on the drawing shall take precedence over scaled dimensions. Contractors shall verify and be responsible for all dimensions and conditions on the job and this office must be notified of any variations from the dimensions