



IRENE GEORGIA EWING'S DWELLING

RESIDENTIAL


LOCATION:

BLOCK 60503, PLOT 274
PROVIDENCIALES
TURKS AND CAICOS ISLAND,
BLUE HILLS STAMERS RUN

AREA:

384.14SQ.FT. TOTAL NEW CONSTRUCTION
24533.15 SQ.FT. TOTAL PLOT AREA

ARCHITECT:

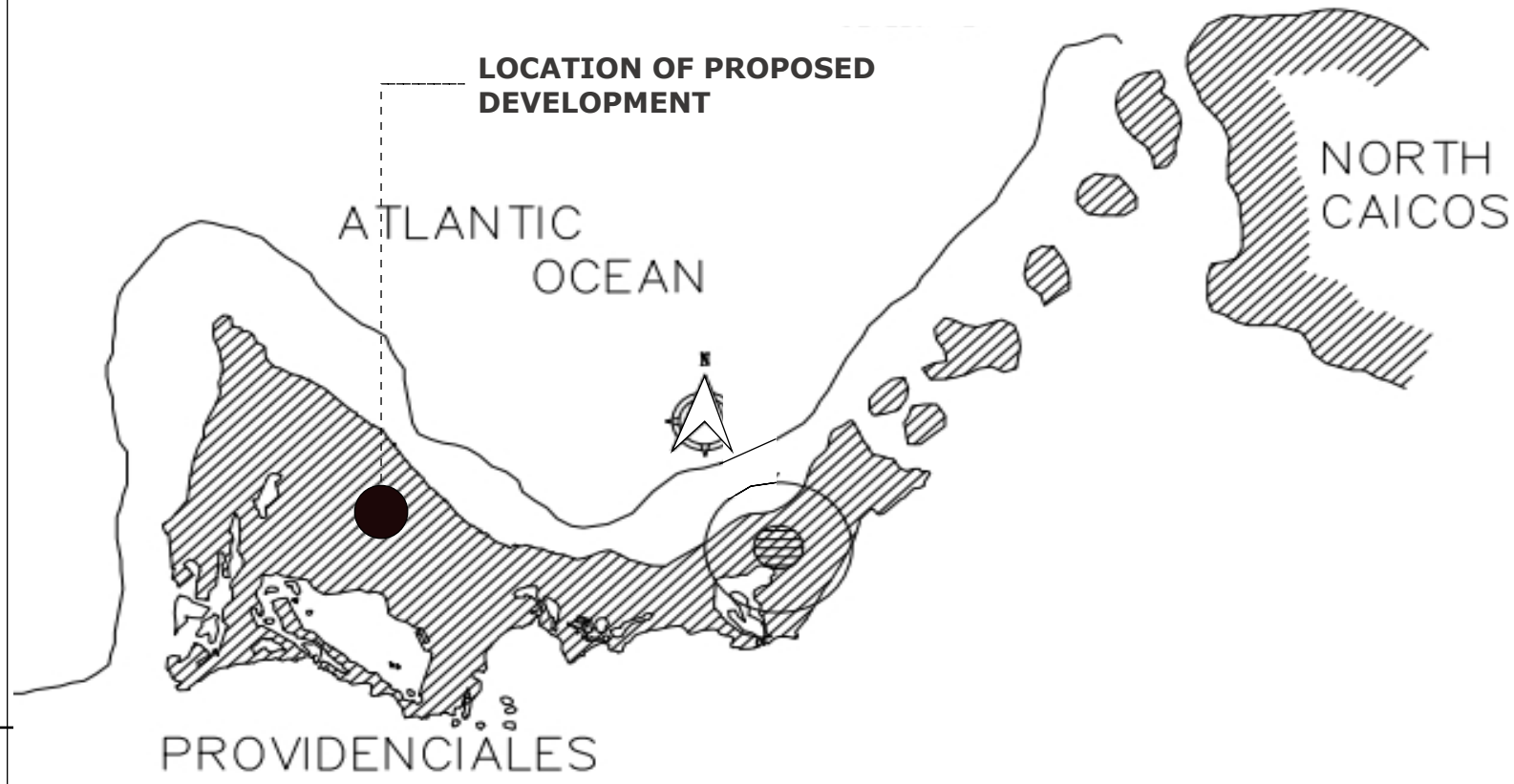


**Providenciales
Turks & Caicos Islands. B.W.I.
Cell:(649) 246-2583)
Cell:(649) 342-4272
dameko.dean@gmail.com
Facebook: Conceptual Arch.
& Des.**


NOTE:

The design, ideas, arrangements, and plans shown on this drawing are owned by and the property of conceptual Architecture & design None of such ideas, designs, arrangements, or plans shall be used by or disclosed to any person, firm or corporation for any purpose without the written permission of conceptual Architecture & Design written dimension on the drawing shall take precedence over scaled dimensions. Contractors shall verify and be responsible for all dimensions and conditions on the job and this office must be notified of any variations from the dimensions

1 ISLAND LOCATION PLAN
A1.1 scale



2 LOT LOCATION PLAN
A1.1 scale



REVISION		
NO.	Description	Date


Consultant
Address
Phone
Fax
e-mail
Consultant
Address
Phone
Fax
e-mail

**IRENE GEORGIA EWING
BLUE HILLS AND STAMERS RUN
60503/274**
MAP

**Providenciales
Turks & Caicos Islands. B.W.I.
Cell: (649) 246-2583
Cell: (649) 342-4272
dameko.dean@gmail.com
Facebook: Conceptual Arch.
& Des.**

Drawn by: DAMEKO DEAN
Checked by: DAMEKO DEAN
Date: JUNE, 2023
Scale: AS SHOWN
Sheet
Number **A1.1**
Project number:

The design, ideas, arrangements, and plans shown on this drawing are owned by and the property of Conceptual Architecture & Design. None of such ideas, designs, arrangements, or plans shall be used by or disclosed to any person, firm or corporation for any purpose without the written permission of Conceptual Architecture & Design. Written dimension on the drawing shall take precedence over scaled dimensions. Contractors shall verify and be responsible for all dimensions and conditions on the job and this office must be notified of any variations from the dimensions.



REVISION		
NO.	Description	Date

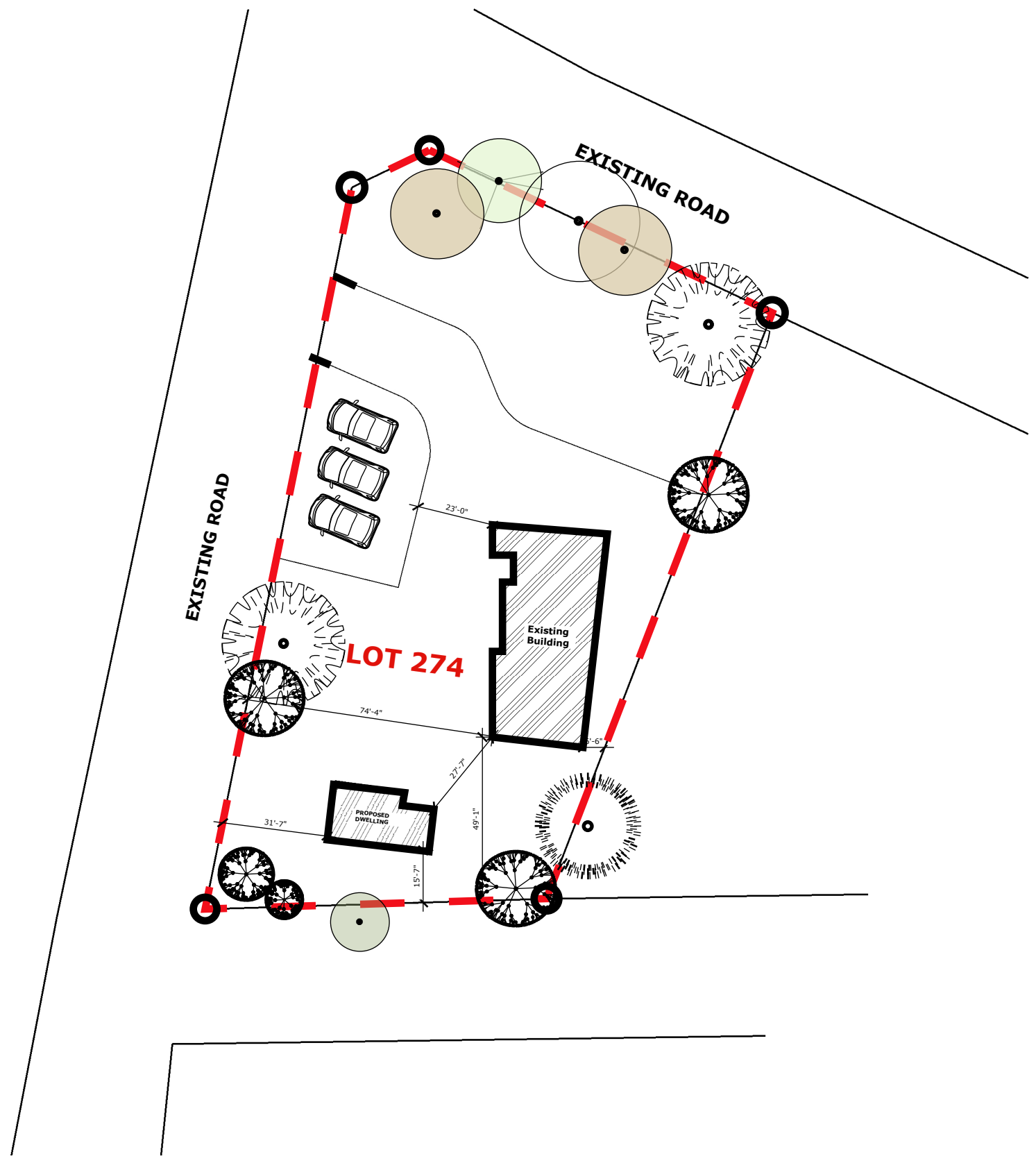
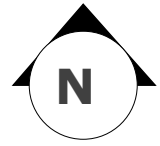
Consultant
 Address
 Phone
 Fax
 e-mail
 Consultant
 Address
 Phone
 Fax
 e-mail

**IRENE GEORGIA EWING
 BLUE HILLS AND STAMERS RUN
 60503/274**

GROUND FLOOR PLAN

**Providenciales
 Turks & Caicos Islands. B.W.I.
 Cell: (649) 246-2583
 Cell: (649) 342-4272
 dameko.dean@gmail.com
 Facebook: Conceptual Arch.
 & Des.**

Drawn by: DAMEKO DEAN
 Checked by: DAMEKO DEAN
 Date: JUNE, 2023
 Scale: AS SHOWN
 Sheet
 Number **A1.2**
 Project number:



1 SITE PLAN
A1.2 scale 1'-40"



RENDER 01



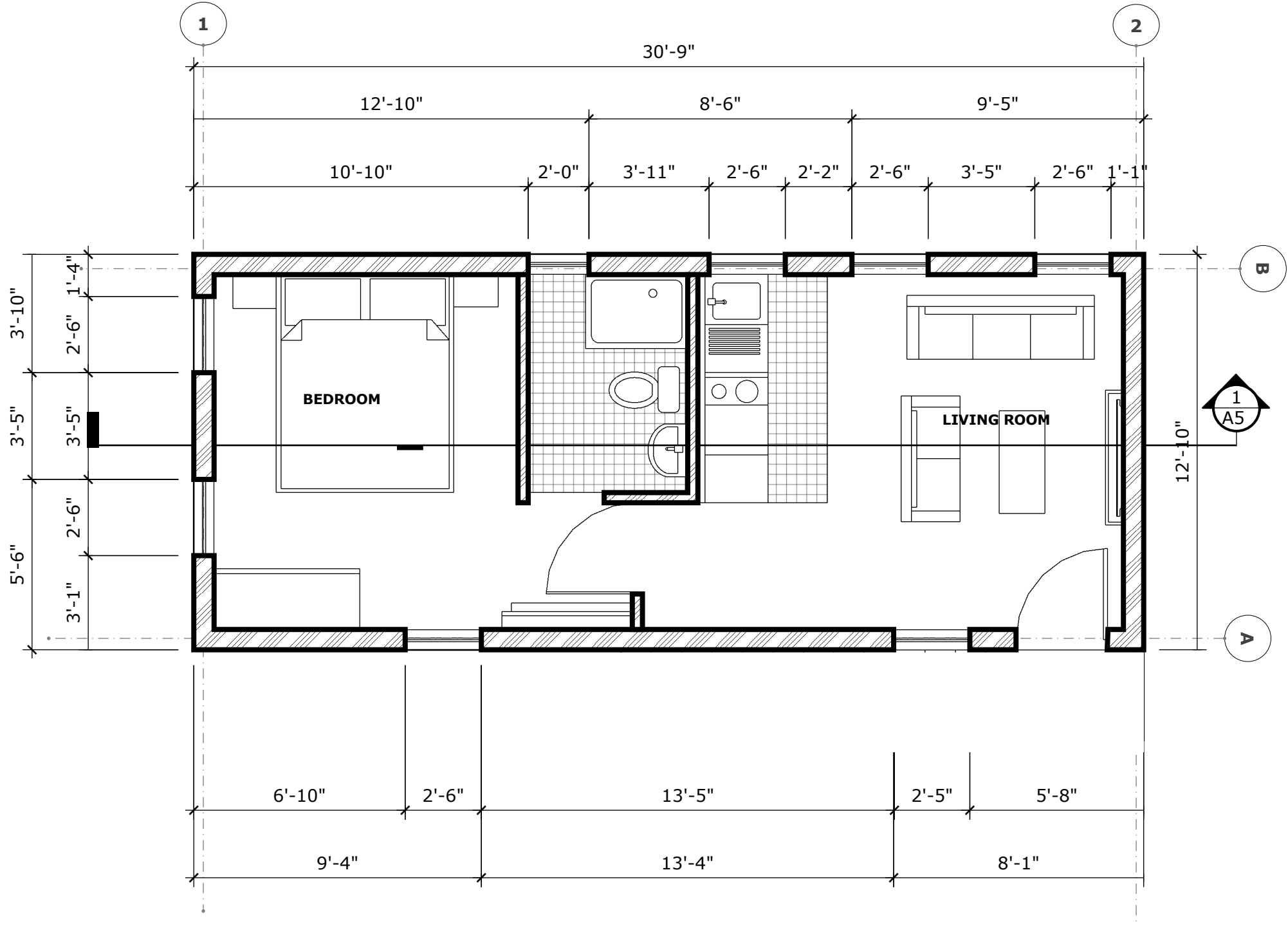
RENDER 02




RENDER 03



RENDER 04



1 GROUND FLOOR PLAN
A3.2 scale 1/4"=1'-0"



REVISION		
NO.	Description	Date

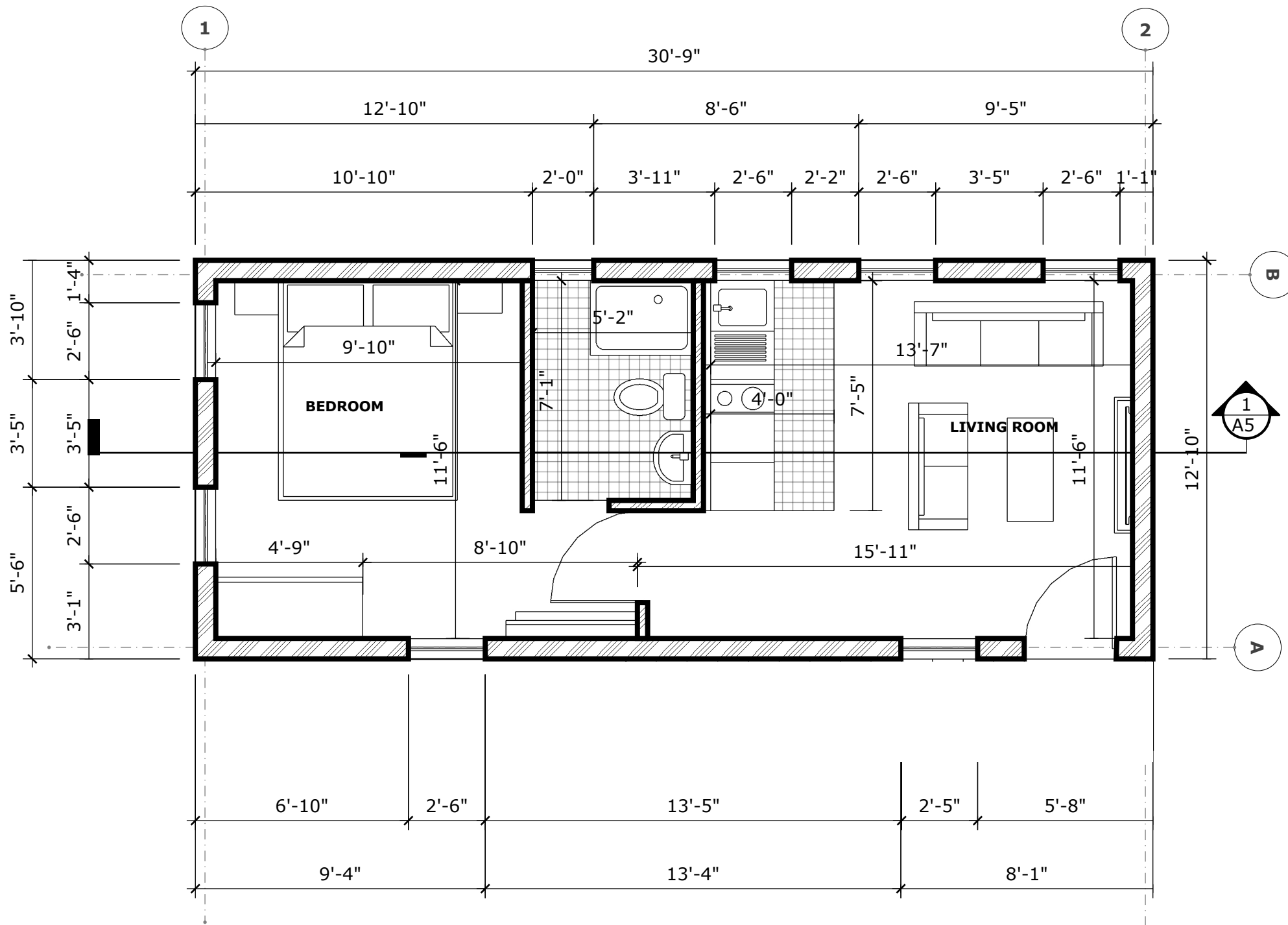
Consultant
 Address
 Phone
 Fax
 e-mail
 Consultant
 Address
 Phone
 Fax
 e-mail

**IRENE GEORGIA EWING
 BLUE HILLS AND STAMERS RUN
 60503/274**
GROUND FLOOR PLAN


**Providenciales
 Turks & Caicos Islands. B.W.I.
 Cell: (649) 246-2583
 Cell: (649) 342-4272
 dameko.dean@gmail.com
 Facebook: Conceptual Arch.
 & Des.**

Drawn by: DAMEKO DEAN
 Checked by: DAMEKO DEAN
 Date: JUNE, 2023
 Scale: AS SHOWN
 Sheet
 Number **A3.2**
 Project number:

The design, ideas, arrangements, and plans shown on this drawing are owned by and the property of Conceptual Architecture & Design. None of such ideas, designs, arrangements, or plans shall be used by or disclosed to any person, firm or corporation for any purpose without the written permission of Conceptual Architecture & Design. Written dimension on the drawing shall take precedence over scaled dimensions. Contractors shall verify and be responsible for all dimensions and conditions on the job and this office must be notified of any variations from the dimensions.



1 GROUND FLOOR PLAN
A3.2 scale 1/4"=1'-0"



REVISION		
NO.	Description	Date

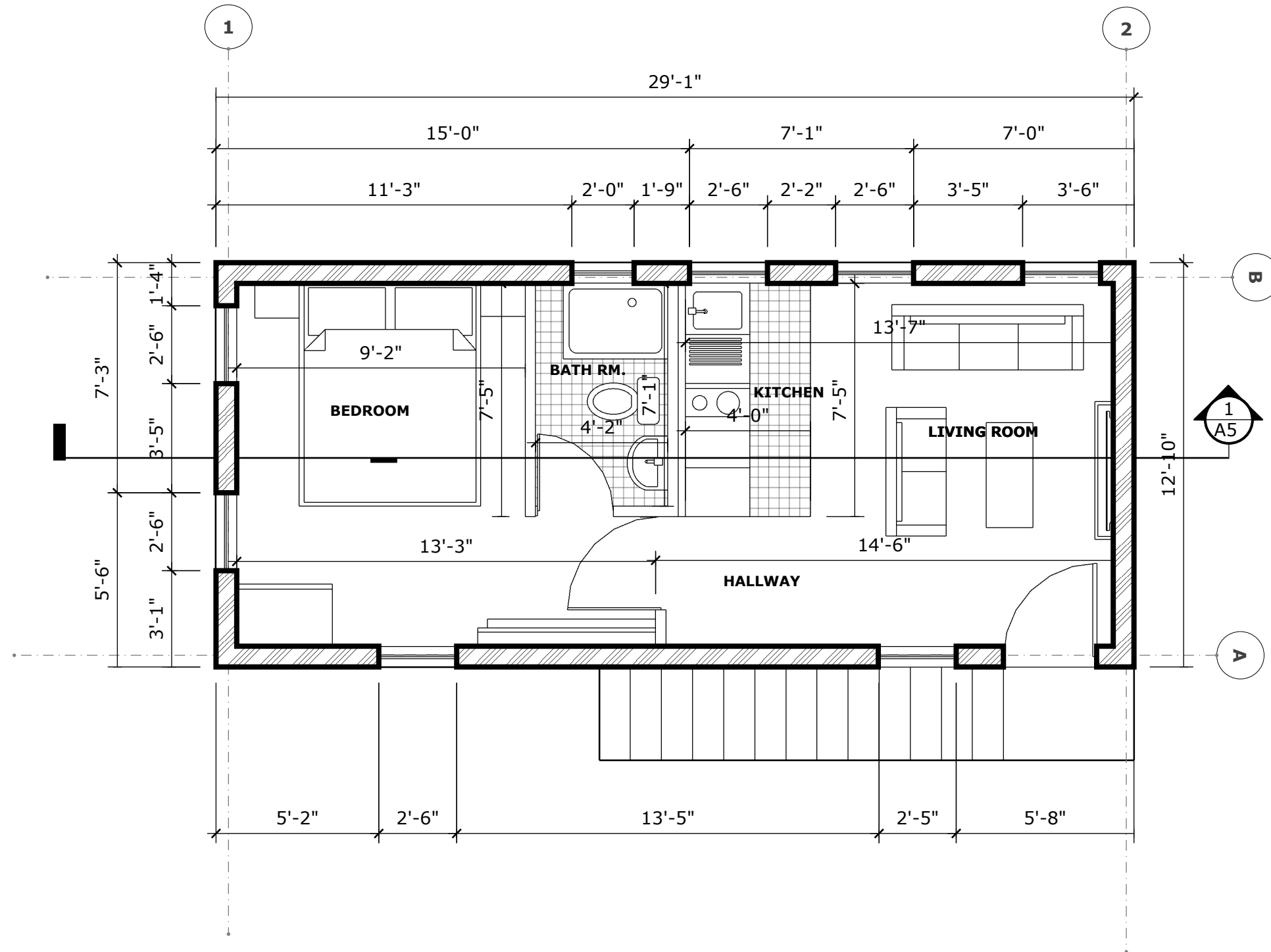
Consultant
 Address
 Phone
 Fax
 e-mail
 Consultant
 Address
 Phone
 Fax
 e-mail

**IRENE GEORGIA EWING
 BLUE HILLS AND STAMERS RUN
 60503/274**
GROUND FLOOR PLAN


**Providenciales
 Turks & Caicos Islands. B.W.I.
 Cell: (649) 246-2583
 Cell: (649) 342-4272
 dameko.dean@gmail.com
 Facebook: Conceptual Arch.
 & Des.**

Drawn by: DAMEKO DEAN
 Checked by: DAMEKO DEAN
 Date: JUNE, 2023
 Scale: AS SHOWN
 Sheet
 Number **A3.2**
 Project number:

The design, ideas, arrangements, and plans shown on this drawing are owned by and the property of Conceptual Architecture & Design. None of such ideas, designs, arrangements, or plans shall be used by or disclosed to any person, firm or corporation for any purpose without the written permission of Conceptual Architecture & Design. Written dimensions on the drawing shall take precedence over scaled dimensions. Contractors shall verify and be responsible for all dimensions and conditions on the job and this office must be notified of any variations from the dimensions.



1 FIRST FLOOR PLAN
A3.4 scale 1/4"=1'-0"



REVISION		
NO.	Description	Date

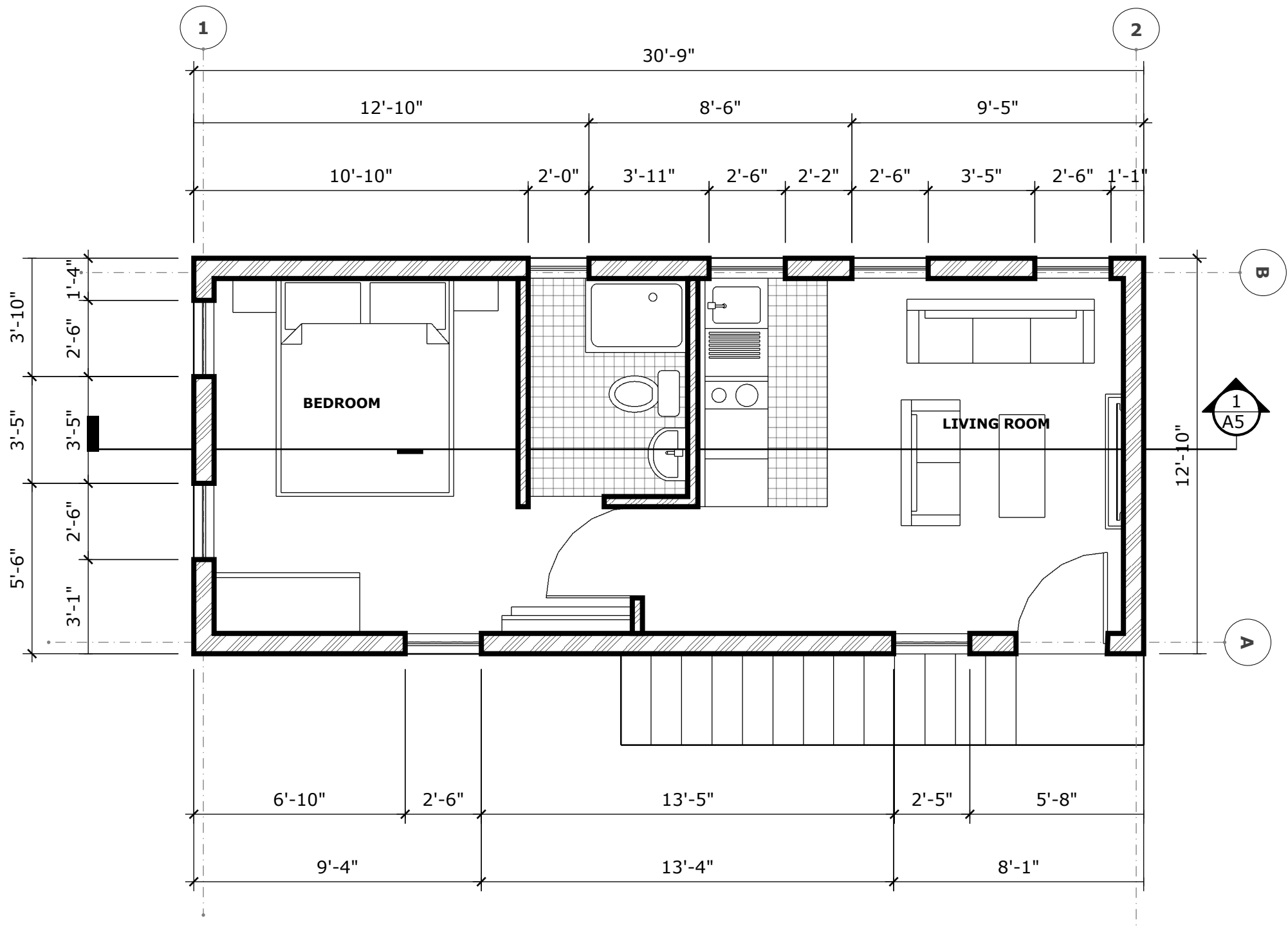
Consultant
 Address
 Phone
 Fax
 e-mail
 Consultant
 Address
 Phone
 Fax
 e-mail

**IRENE GEORGIA EWING
 BLUE HILLS AND STAMERS RUN
 60503/274
 SECOND FLOOR PLAN**


**Providenciales
 Turks & Caicos Islands. B.W.I.
 Cell: (649) 246-2583
 Cell: (649) 342-4272
 dameko.dean@gmail.com
 Facebook: Conceptual Arch.
 & Des.**

Drawn by: DAMEKO DEAN
 Checked by: DAMEKO DEAN
 Date: JUNE, 2023
 Scale: AS SHOWN
 Sheet
 Number **A3.4**
 Project number:

The design, ideas, arrangements, and plans shown on this drawing are owned by and the property of Conceptual Architecture & Design. None of such ideas, designs, arrangements, or plans shall be used by or disclosed to any person, firm or corporation for any purpose without the written permission of Conceptual Architecture & Design. Written dimension on the drawing shall take precedence over scaled dimensions. Contractors shall verify and be responsible for all dimensions and conditions on the job and this office must be notified of any variations from the dimensions.



1 FIRST FLOOR PLAN
A3.5 scale 1/4"=1'-0"



REVISION		
NO.	Description	Date


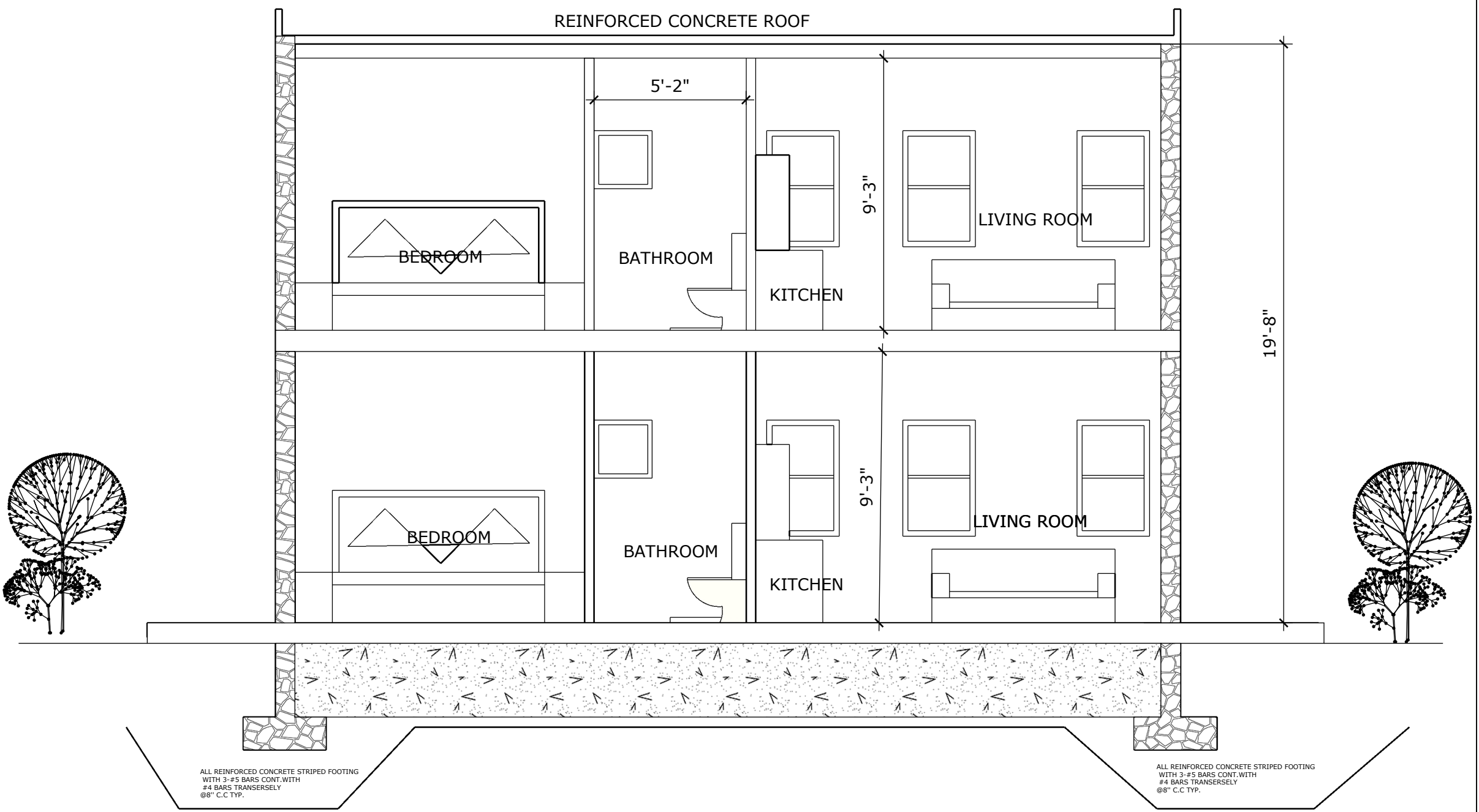
Consultant
 Address
 Phone
 Fax
 e-mail
 Consultant
 Address
 Phone
 Fax
 e-mail

**IRENE GEORGIA EWING
 BLUE HILLS AND STAMERS RUN
 60503/274**
SECOND FLOOR PLAN

**Providenciales
 Turks & Caicos Islands. B.W.I.
 Cell: (649) 246-2583
 Cell: (649) 342-4272
 dameko.dean@gmail.com
 Facebook: Conceptual Arch.
 & Des.**

Drawn by: DAMEKO DEAN
 Checked by: DAMEKO DEAN
 Date: JUNE, 2023
 Scale: AS SHOWN
 Sheet
 Number **A3.5**
 Project number:

The design, ideas, arrangements, and plans shown on this drawing are owned by and the property of Conceptual Architecture & Design. None of such ideas, designs, arrangements, or plans shall be used by or disclosed to any person, firm or corporation for any purpose without the written permission of Conceptual Architecture & Design. Written dimension on the drawing shall take precedence over scaled dimensions. Contractors shall verify and be responsible for all dimensions and conditions on the job and this office must be notified of any variations from the dimensions.



REVISION		
NO.	Description	Date

Consultant
 Address
 Phone
 Fax
 e-mail
 Consultant
 Address
 Phone
 Fax
 e-mail

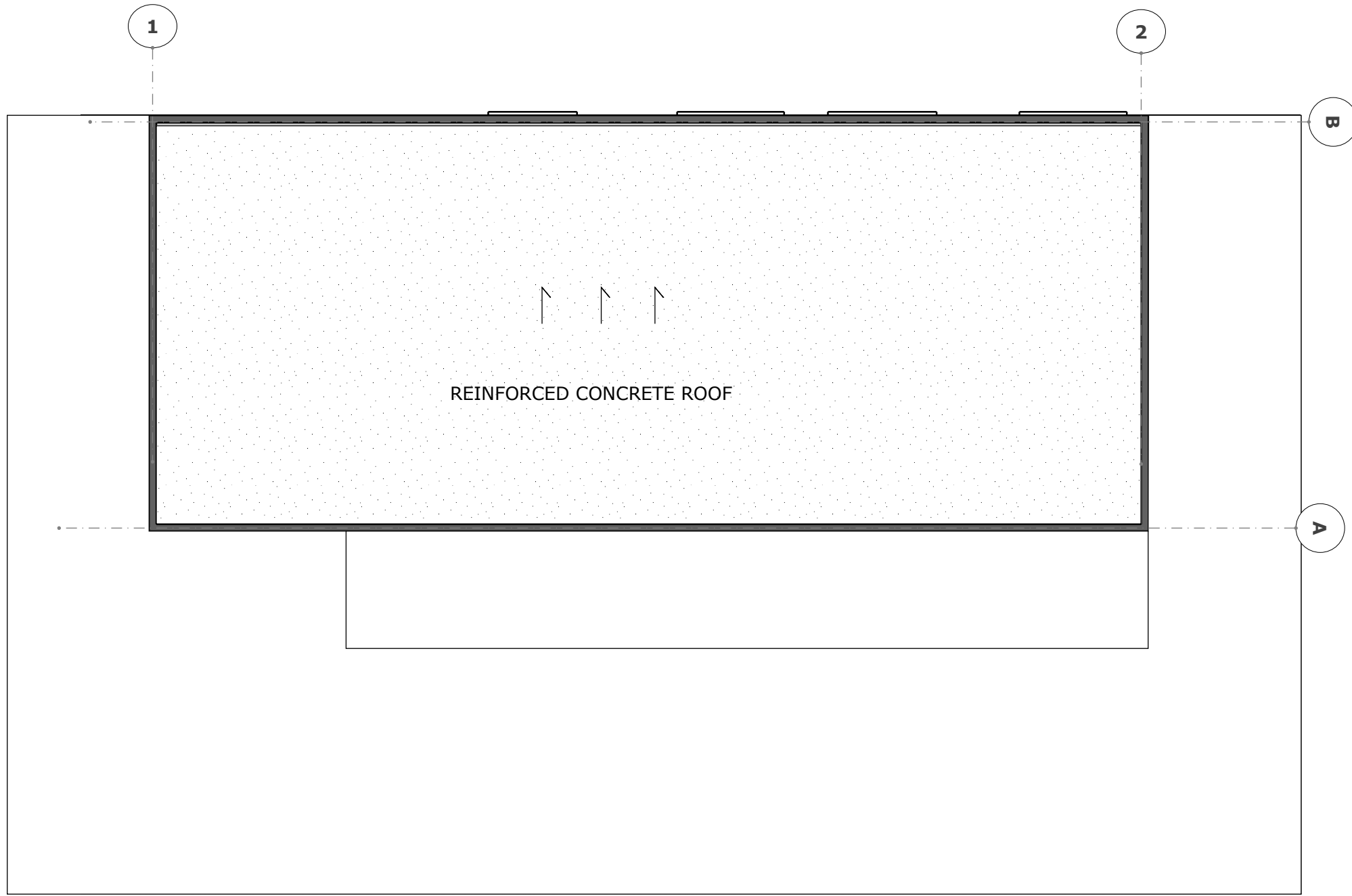
IRENE GEORGIA EWING
BLUE HILLS AND STAMERS RUN
60503/274
SECTION

Providenciales
Turks & Caicos Islands. B.W.I.
Cell: (649) 246-2583
Cell: (649) 342-4272
dameko.dean@gmail.com
Facebook: Conceptual Arch. & Des.


Drawn by: DAMEKO DEAN
 Checked by: DAMEKO DEAN
 Date: JUNE, 2023
 Scale: AS SHOWN
 Sheet
 Number **A4.1**
 Project number:

1 SECTION
A4.1 scale 1/4"=1'-0"

The design, ideas, arrangements, and plans shown on this drawing are owned by and the property of Conceptual Architecture & Design. None of such ideas, designs, arrangements, or plans shall be used by or disclosed to any person, firm or corporation for any purpose without the written permission of Conceptual Architecture & Design. Written dimension on the drawing shall take precedence over scaled dimensions. Contractors shall verify and be responsible for all dimensions and conditions on the job and this office must be notified of any variations from the dimensions.



1 ROOF PLAN
S1.4 scale 1/4"=1'-0"



REVISION		
NO.	Description	Date

Consultant
 Address
 Phone
 Fax
 e-mail
 Consultant
 Address
 Phone
 Fax
 e-mail

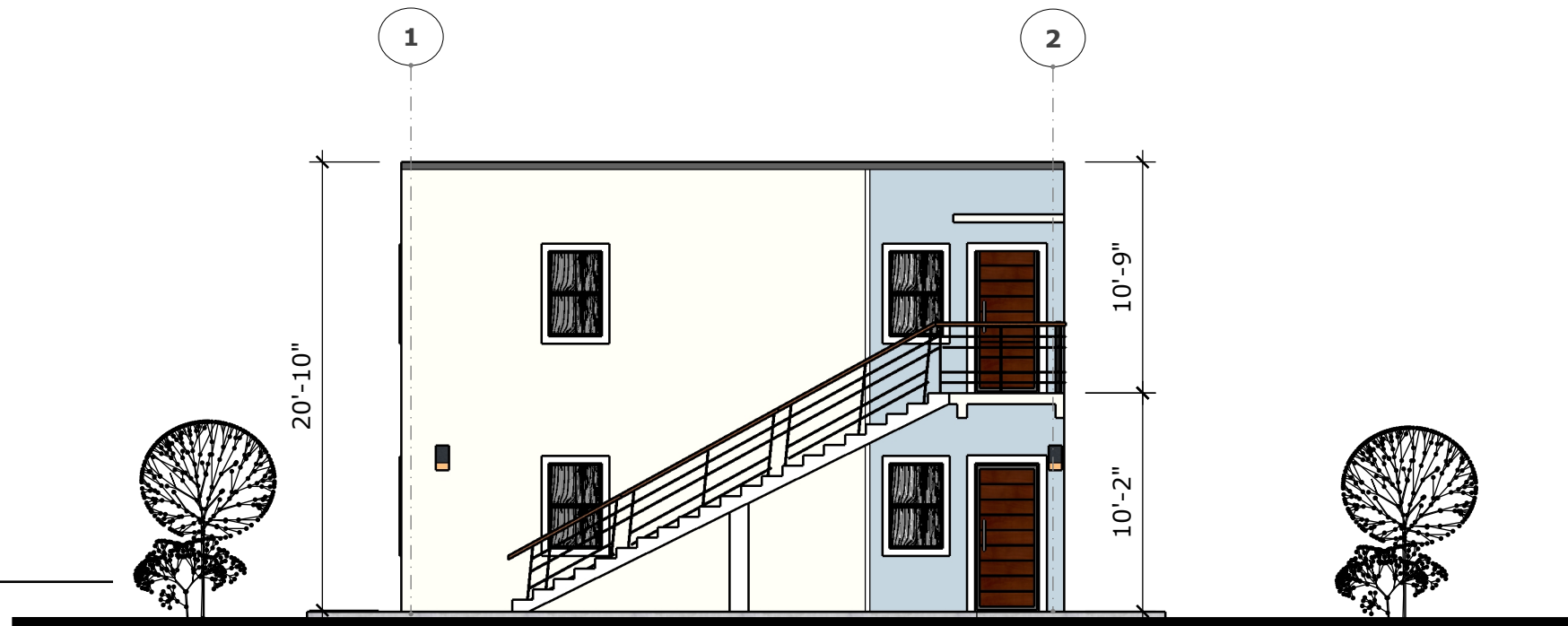
**IRENE GEORGIA EWING
 BLUE HILLS AND STAMERS RUN
 60503/274**
ROOF PLAN

**Providenciales
 Turks & Caicos Islands. B.W.I.
 Cell: (649) 246-2583
 Cell: (649) 342-4272
 dameko.dean@gmail.com
 Facebook: Conceptual Arch.
 & Des.**


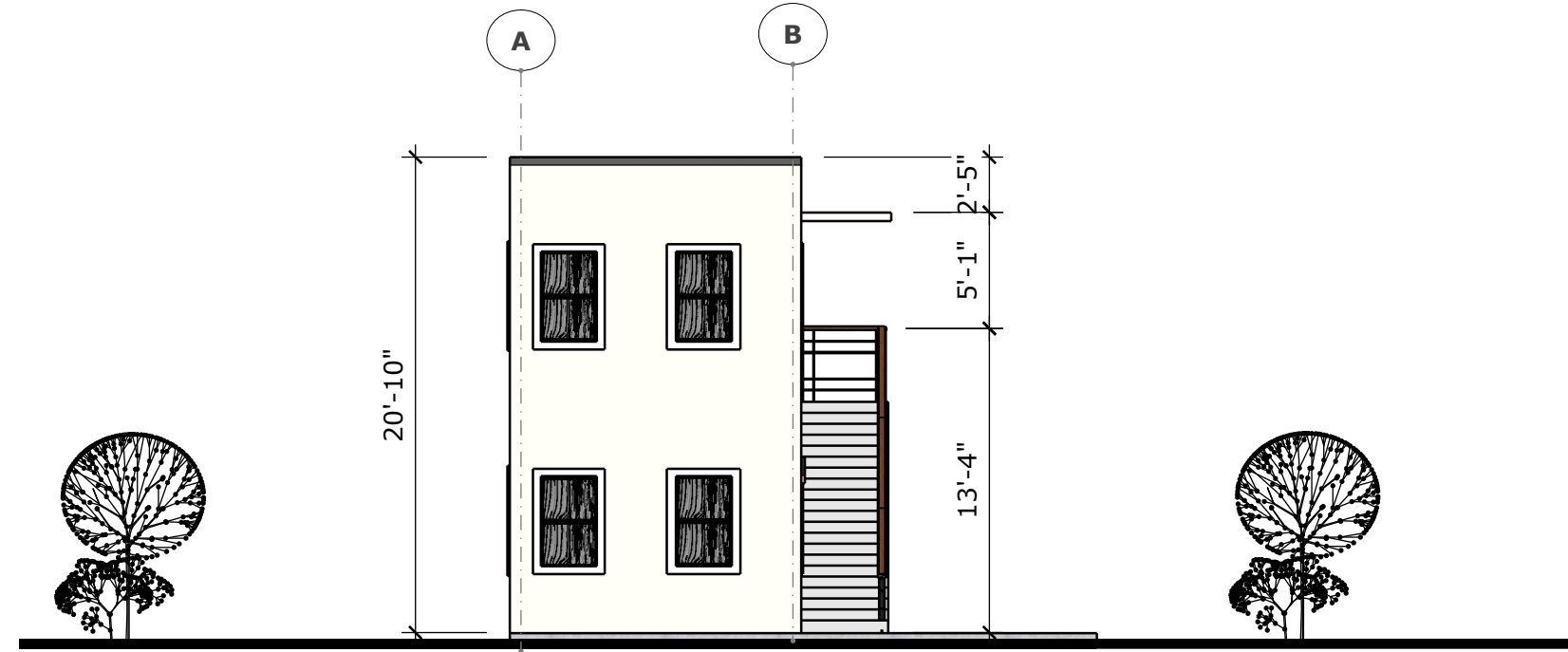
Drawn by: DAMEKO DEAN
 Checked by: DAMEKO DEAN
 Date: JUNE, 2023
 Scale: AS SHOWN
 Sheet
 Number **S1.4**
 Project number:

The design, ideas, arrangements, and plans shown on this drawing are owned by and the property of Conceptual Architecture & Design. None of such ideas, designs, arrangements, or plans shall be used by or disclosed to any person, firm or corporation for any purpose without the written permission of Conceptual Architecture & Design. Written dimension on the drawing shall take precedence over scaled dimensions. Contractors shall verify and be responsible for all dimensions and conditions on the job and this office must be notified of any variations from the dimensions.

1 FRONT ELEVATIONS
A6.1 scale 1/8"=1'-0"



1 LEFT ELEVATIONS
A6.1 scale 1/8"=1'-0"



REVISION		
NO.	Description	Date

Consultant
 Address
 Phone
 Fax
 e-mail
 Consultant
 Address
 Phone
 Fax
 e-mail

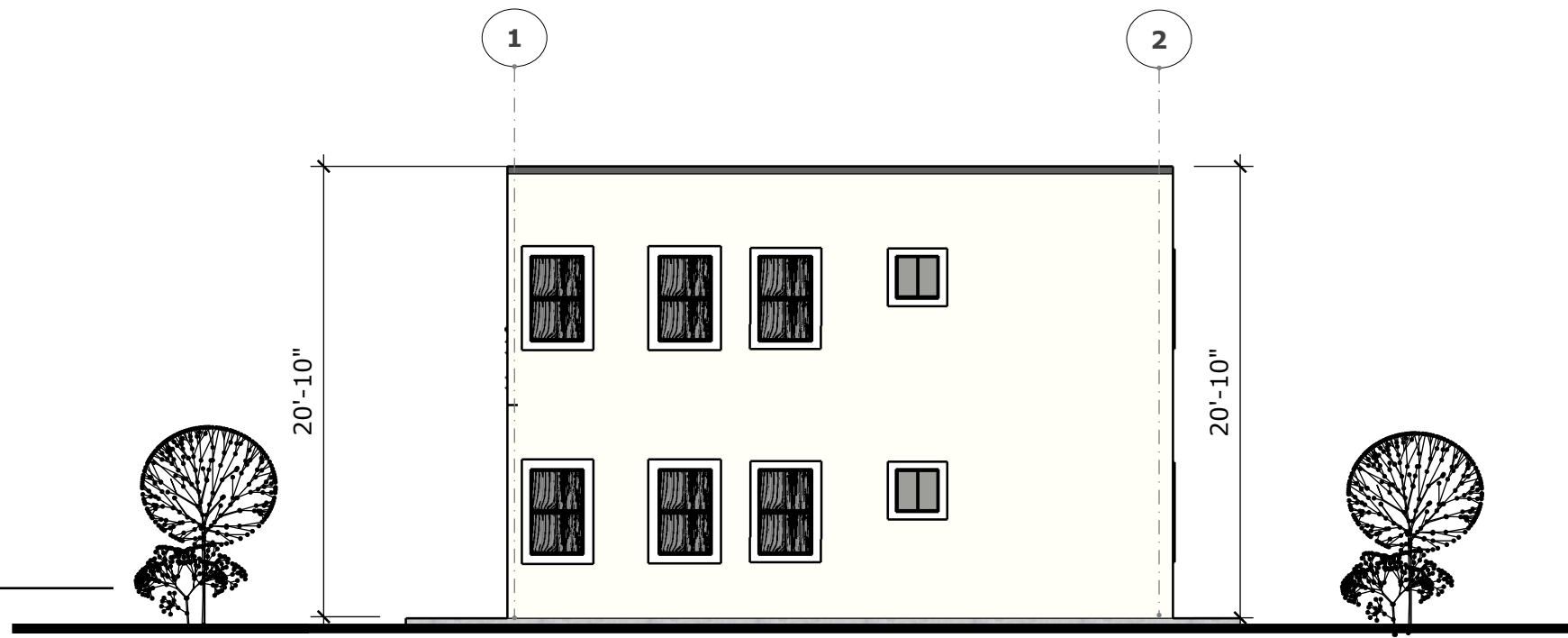
**IRENE GEORGIA EWING
 BLUE HILLS AND STAMERS RUN
 60503/274
 ELEVATIONS**

**Providenciales
 Turks & Caicos Islands. B.W.I.
 Cell: (649) 246-2583
 Cell: (649) 342-4272
 dameko.dean@gmail.com
 Facebook: Conceptual Arch.
 & Des.**

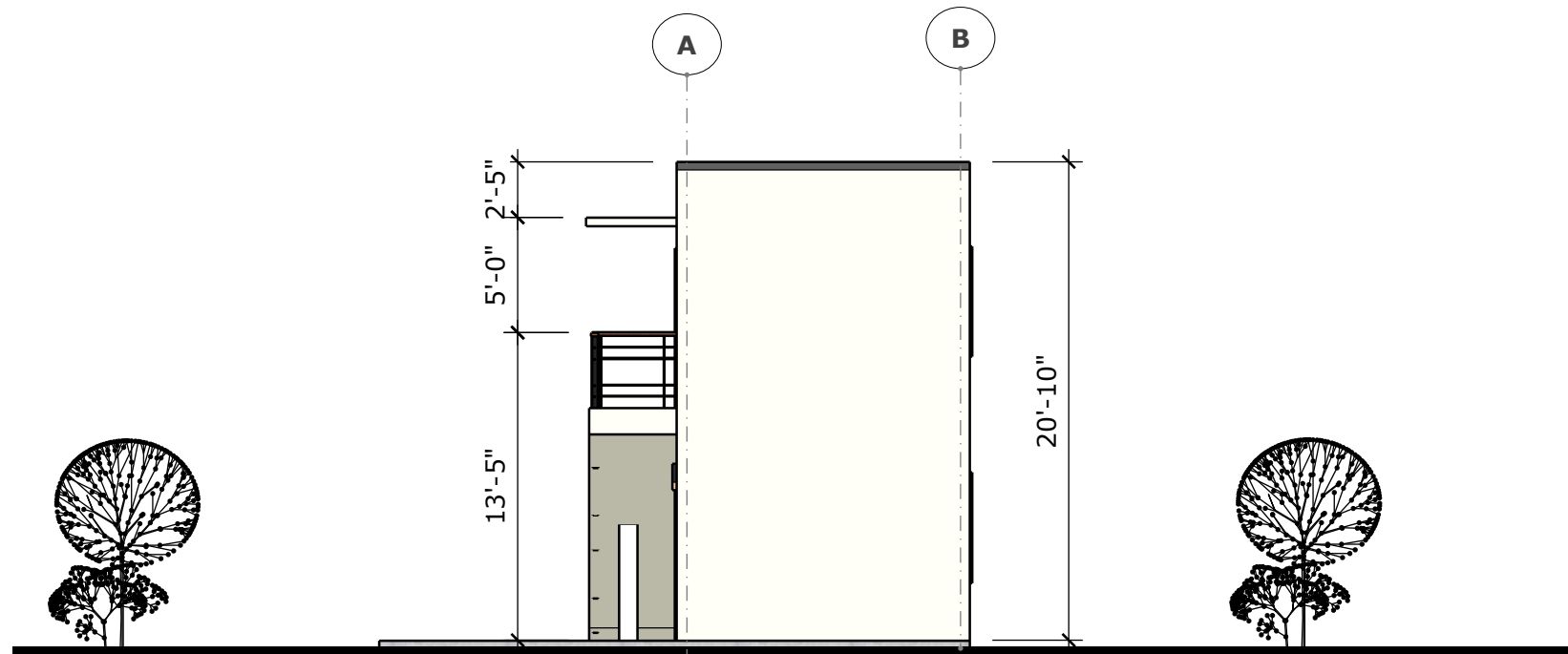
Drawn by: DAMEKO DEAN
 Checked by: DAMEKO DEAN
 Date: JUNE, 2023
 Scale: AS SHOWN
 Sheet
 Number **A6.1**
 Project number:

The design, ideas, arrangements, and plans shown on this drawing are owned by and the property of Conceptual Architecture & Design. None of such ideas, designs, arrangements, or plans shall be used by or disclosed to any person, firm or corporation for any purpose without the written permission of Conceptual Architecture & Design. Written dimension on the drawing shall take precedence over scaled dimensions. Contractors shall verify and be responsible for all dimensions and conditions on the job and this office must be notified of any variations from the dimensions.

1 REAR ELEVATIONS
A6.2 scale 1/8"=1'-0"



1 RIGHT ELEVATIONS
A6.2 scale 1/8"=1'-0"



REVISION		
NO.	Description	Date

Consultant
 Address
 Phone
 Fax
 e-mail
 Consultant
 Address
 Phone
 Fax
 e-mail

**IRENE GEORGIA EWING
 BLUE HILLS AND STAMERS RUN
 60503/274
 ELEVATIONS**

**Providenciales
 Turks & Caicos Islands. B.W.I.
 Cell: (649) 246-2583
 Cell: (649) 342-4272
 dameko.dean@gmail.com
 Facebook: Conceptual Arch.
 & Des.**

Drawn by: DAMEKO DEAN
 Checked by: DAMEKO DEAN
 Date: JUNE, 2023
 Scale: AS SHOWN
 Sheet
 Number **A6.1**
 Project number:

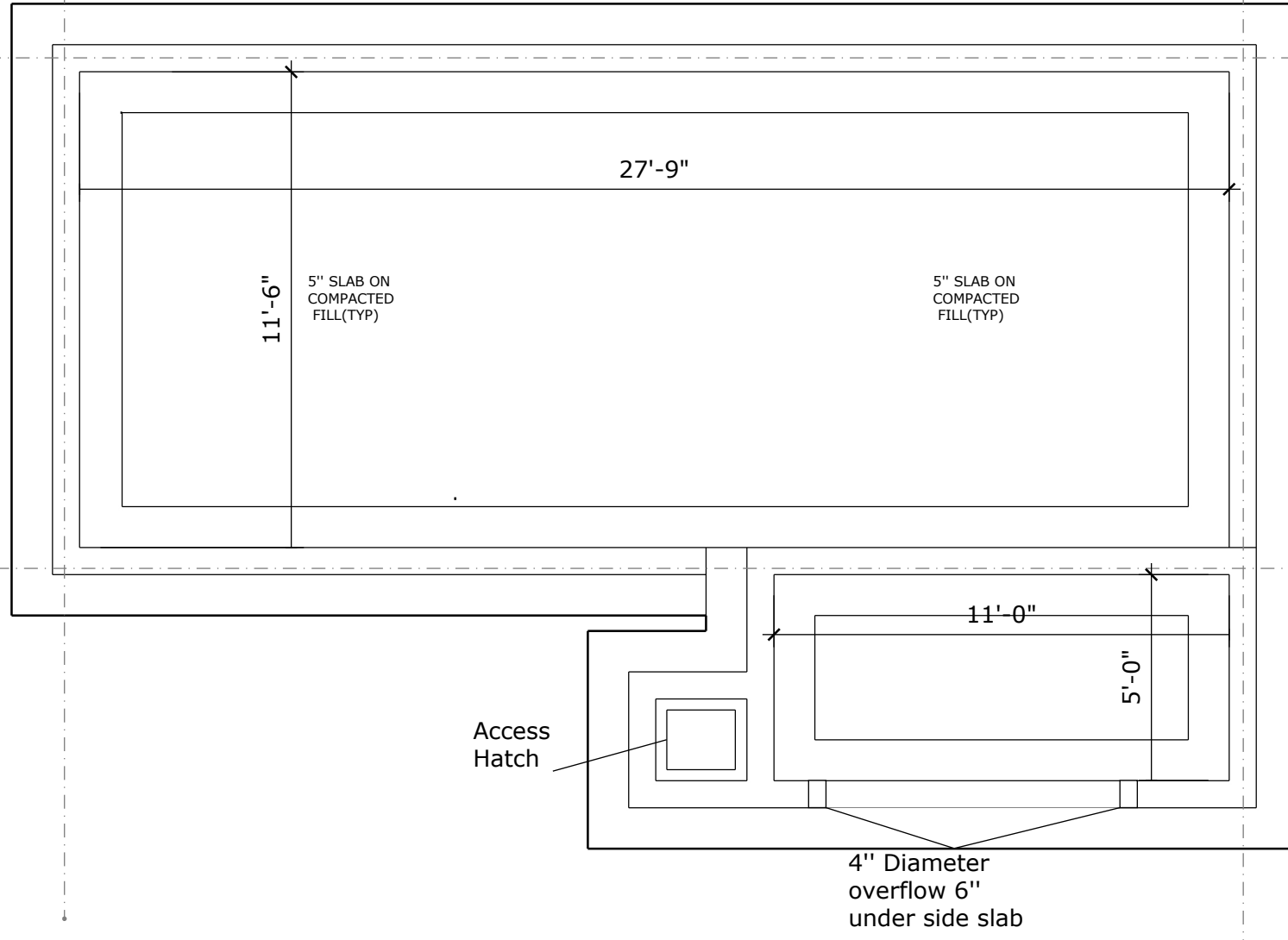
The design, ideas, arrangements, and plans shown on this drawing are owned by and the property of Conceptual Architecture & Design. None of such ideas, designs, arrangements, or plans shall be used by or disclosed to any person, firm or corporation for any purpose without the written permission of Conceptual Architecture & Design. Written dimension on the drawing shall take precedence over scaled dimensions. Contractors shall verify and be responsible for all dimensions and conditions on the job and this office must be notified of any variations from the dimensions.

1


2

B

A



1 FOUNDATION
A8.1 scale 1/4"=1'-0"



REVISION		
NO.	Description	Date

Consultant
 Address
 Phone
 Fax
 e-mail
 Consultant
 Address
 Phone
 Fax
 e-mail

**IRENE GEORGIA EWING
 BLUE HILLS AND STAMERS RUN
 60503/274**
FOUNDATION PLAN

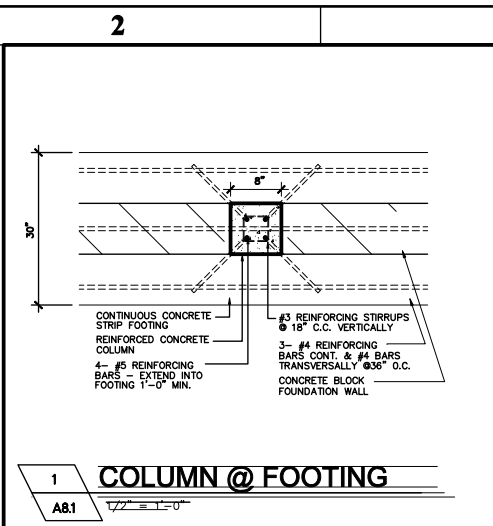
**Providenciales
 Turks & Caicos Islands. B.W.I.
 Cell: (649) 246-2583
 Cell: (649) 342-4272
 dameko.dean@gmail.com
 Facebook: Conceptual Arch.
 & Des.**

Drawn by: DAMEKO DEAN
 Checked by: DAMEKO DEAN
 Date: JUNE, 2023
 Scale: AS SHOWN
 Sheet
 Number **A8.1**
 Project number:

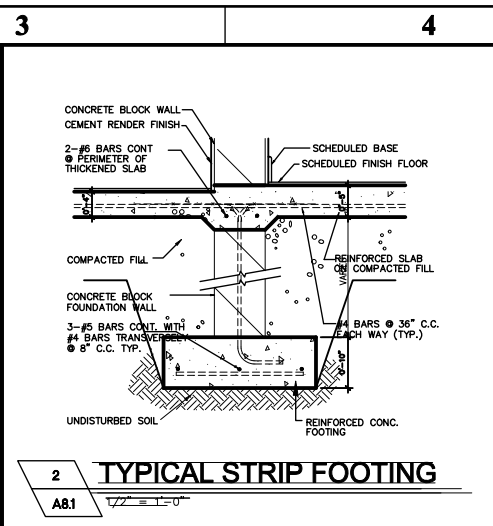
The design, ideas, arrangements, and plans shown on this drawing are owned by and the property of conceptual Architecture & design None of such ideas, designs, arrangements, or plans shall be used by or disclosed to any person, firm or corporation for any purpose without the written permission of conceptual Architecture & Design written dimension on the drawing shall take precedence over scaled dimensions. Contractors shall verify and be responsible for all dimensions and conditions on the job and this office must be notified of any variations from the dimensions

1 CONSTRUCTION NOTES

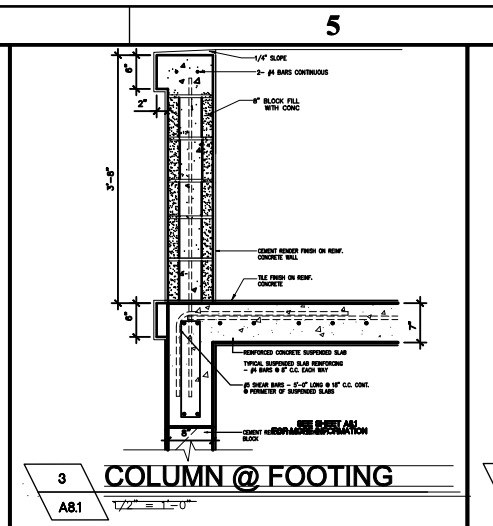
- CO-ORDINATE ALL STRUCTURAL WORK AND DRAWINGS WITH ARCHITECTURAL, MECHANICAL AND ELECTRICAL WORK AND DRAWINGS.
 - REPORT ANY DISCREPANCIES OR CONFLICTS IN DIMENSIONS AND/OR DETAILS TO THE ARCHITECT PRIOR TO COMMENCING THE WORK IN QUESTION.
 - ALL STRUCTURAL WORK TO BE IN ACCORDANCE WITH THE TURKS & CAICOS ISLANDS BUILDING CODE 1998 EDITION AND OTHER APPLICABLE STANDARDS AS NOTED BELOW.
- EXCAVATION AND BACKFILL WITHIN & ADJACENT TO BUILDING**
- STRIP ALL TOP SOIL FROM THE BUILDING SITE AND STOCKPILE ON SITE AS DIRECTED BY THE ARCHITECT.
- SERVICES**
- ALL SERVICES ARE TO BE VERIFIED AND LOCATED PRIOR TO EXCAVATION.
- FOOTING EXCAVATION**
- ALL FOOTINGS ARE TO BE FOUND ON UNDISTURBED SAND A MIN. 2'-0" BELOW ORIGINAL GRADE ON SITE BUT NOT LESS THAN SHOWN ON ARCHITECTURAL DRAWINGS.
 - FOOTINGS ARE DESIGNED FOR A SAFE ALLOWABLE BEARING PRESSURE OF 4000 PSF.
 - PRIOR TO FORMING FOOTING, EXPOSED SUB-GRADE TO BE REVIEWED BY ARCHITECT TO CONFIRM THE ALLOWABLE BEARING PRESSURE.
- BACKFILL - WITHIN BUILDING**
- PROOF ROLL ALL AREAS WHICH ARE TO RECEIVE SLAB ON GRADE AND REMOVE ALL SOFT AND OTHERWISE COMPRESSIBLE MATERIAL.
 - PLACE APPROVED SEA SAND (MARLE) FILL IN 8" LOOSE MEASURE LIFTS AND COMPACT TO 98% OF THE MATERIALS' MAXIMUM STANDARD PROCTOR DRY DENSITY.
 - DIRECTLY BENEATH THE SLAB-ON-GRADE, PLACE 8" OF MARLE COMPACTED TO 100% STANDARD PROCTOR DENSITY.
- BACKFILL - ADJACENT TO BUILDING**
- PLACE AND COMPACT APPROVED FREE-DRAINING GRANULAR FILL IN 8" LOOSE MEASURED LIFTS AND COMPACT TO 95% OF THE FILL MATERIALS' MAXIMUM STANDARD PROCTOR DRY DENSITY.
- NOTE:**
- WHEN BACKFILLING AND COMPACTING EITHER INTERIOR OR EXTERIOR FOUNDATION WALLS, THE HEIGHT DIFFERENCE OF FILL ON EITHER SIDE OF THE WALL SHALL NOT EXCEED 8".
- CAST-IN-PLACE CONCRETE AND CONCRETE REINFORCING**
- ALL CONCRETE WORK INCLUDING MATERIALS, MIXING, PLACING, CURING, HOT WEATHER PROTECTION AND FORMWORK IN ACCORDANCE ACI 318.1 M-89 "BUILDING CODE REQUIREMENTS FOR REINFORCED CONCRETE".
 - ALL CONCRETE REINFORCING INCLUDING MATERIALS, FABRICATION, DETAILING, LAP SPLICES, PLACEMENT, FIXING AND COVER IN ACCORDANCE WITH RELEVANT ASTM STANDARDS EXCEPT AS PROVIDED IN ACI 318.
 - INTERIOR SLAB-ON-GRADE SHALL CONFORM TO ACI STANDARD 302-1989 "RECOMMENDED PRACTICE FOR CONCRETE FLOOR AND SLAB CONSTRUCTION" AND ACI STANDARD 301-1972 (REVISED 1975) "SPECIFICATIONS FOR STRUCTURAL CONCRETE FOR BUILDINGS".
- FOLLOW ELEVATIONS SHOWN ON DRAWINGS WITH A MAXIMUM VERTICAL TOLERANCE OF ± 1/4 INCH.
 - ALL EXTERIOR SLABS ARE TO RECEIVE A UNIFORM MACHINE FLOAT OR HARDWOOD FLOAT FINISH AFTER BLEED WATER HAS RETREATED.
 - FOR FLOORS TO RECEIVE TILE TOPPING FINISHES, THE SLAB IS TO BE COMPLETED WITH A LIGHT SINGLE PASS STEEL TROWEL FINISH. DO NOT OVER-TROWEL TO CREATE A DENSE COMPACT SURFACE.
 - ALL SLAB-ON-GRADE SHALL BE FREE OF ALL CHATTER MARKS, RIDGES AND DEPRESSIONS.
 - ALL INTERIOR SLABS TO RECEIVE A FINAL STEEL TROWEL FINISH UNLESS NOTED OTHERWISE.
- TYPICAL SLAB-ON-GRADE CONSTRUCTION SHALL BE 5" CONCRETE SLAB WITH 6x6 W.F.
 - LAP WELDED WIRE FABRIC ONE FULL MESH PLUS 2".
 - FOR SLAB-ON-GRADE CONSTRUCTION, SUPPORT WELDED WIRE FABRIC ON 4"x4"x3" CONCRETE BRICKS SPACED AT 4'-0" ON CENTRE EACH WAY.
 - VAPOUR BARRIER IS TO BE LAPPED 8" MINIMUM AT JOINTS AND TURNED UP AT SLAB EDGES. IMMEDIATELY PRIOR TO PLACING CONCRETE, INSPECT VAPOUR BARRIER AND PATCH ALL PUNCTURES.
 - PROVIDE EITHER CONSTRUCTION JOISTS OR SAWCUT CONTROL JOINTS AS DETAILED ON DRAWINGS AT ALL LOCATIONS SHOWN ON FOUNDATION PLAN AND AT ALL POINTS WHERE THE SLAB JOINTS OVER AN INTERIOR FOUNDATION WALL (TYPICALLY AT DOORWAYS).
 - SAWCUT CONTROL JOINTS ARE TO BE CUT WITHIN 24 HOURS OF POURING THE SLAB-ON-GRADE OR WHEN THE CONCRETE HAS SUFFICIENTLY CURED TO PREVENT THE SURFACE FROM CHIPPING AT THE SAWCUT.
 - THE LOCATION OF SLAB-ON-GRADE CONSTRUCTION JOINTS AND SAWCUT CONTROL JOINTS IN AREAS TO RECEIVE STONE TOPPING FINISH ARE TO BE CO-ORDINATED WITH STONE TOPPING CONTROL JOINTS.
 - DO NOT START CONCRETE PLACING UNTIL THE ARCHITECT HAS REVIEWED AND APPROVED ALL PREPARATIONS INCLUDING FORMS, JOINTS AND REINFORCING.
 - NOTIFY THE ARCHITECT AT LEAST 24 HOURS IN ADVANCE OF ANY LARGE MAJOR POUR.
- CONCRETE:**
- THE COMPRESSIVE STRENGTH OF ALL CONCRETE IS TO BE DETERMINED FROM TEST CYLINDERS MADE IN ACCORDANCE WITH INDUSTRY STANDARDS. CONTACT TESTING COMPANY FOR CORRECT CYLINDER FORMING AND CURING PROCEDURES PRIOR TO ANY CONCRETE POUR ON SITE. REFER TO TESTING SECTION FOR REQUIRED TESTS AND NUMBER CYLINDERS.
- A) FOOTINGS, INTERIOR SLAB-ON-GRADE. SPECIFIED 28 DAY STRENGTH 3500 psi. SLUMP 3" ± 1".
- B) SUSPENDED SLABS EXTERIOR SLAB-ON GRADE. SPECIFIED 28 DAY STRENGTH 4000 psi. SLUMP 3" ± 1".
- C) CONCRETE COLUMNS AND BEAMS. SPECIFIED 28 DAY STRENGTH 4000 psi.
- MASONRY:**
- ALL MASONRY WORK INCLUDING MATERIALS, MIXING, LAYING, WORKMANSHIP AND PROCEDURES IN ACCORDANCE WITH ACI 530-92-BUILDING CODE REQUIREMENTS FOR MASONRY STRUCTURES AND CUBIC PART 2 SECTION 4-STRUCTURAL REQUIREMENTS-BLOCK MASONRY.
 - CONCRETE MASONRY UNITS TO HAVE A UNIT COMPRESSIVE STRENGTH OF 11.3 MPa. (1500 psi) MINIMUM BASED ON GROSS AREA.
 - MORTAR TO BE TYPE "S".
 - PROVIDE CONTINUOUS HOT DIP GALVANIZED LADDER TYPE MASONRY REINFORCING AT 16" ON CENTRE VERTICAL FOR ALL EXTERIOR, SINGLE WYTHE, MASONRY WALLS. MASONRY REINFORCING SHALL CONFORM TO SECTION 15, SUBSECTION 1502 OF THE CARIBBEAN UNIFORM BUILDING CODE. CARRY LADDER REINFORCING THROUGH ALL COLUMNS AND INTO SHER WALLS.



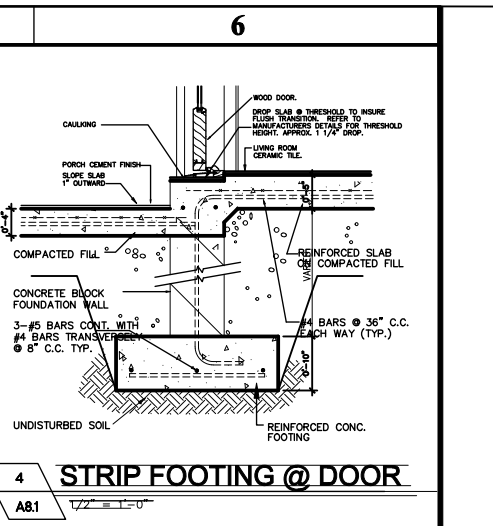
1 COLUMN @ FOOTING
A8.1 1/2" = 1'-0"



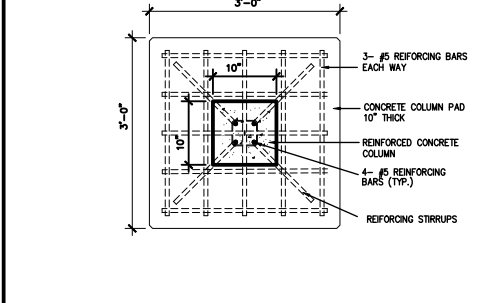
2 TYPICAL STRIP FOOTING
A8.1 1/2" = 1'-0"



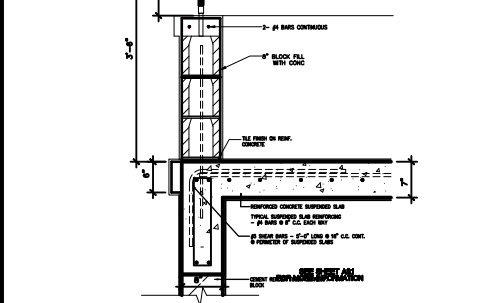
3 COLUMN @ FOOTING
A8.1 1/2" = 1'-0"



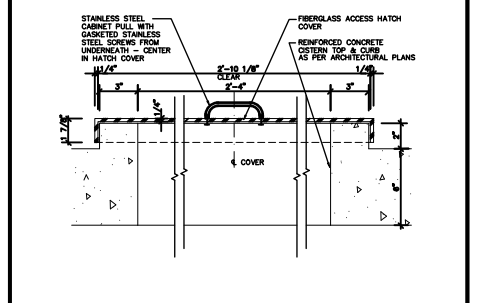
4 STRIP FOOTING @ DOOR
A8.1 1/2" = 1'-0"



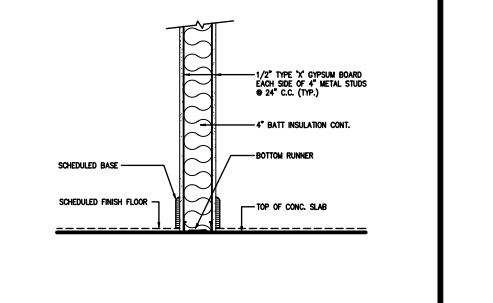
5 COLUMN PAD DETAIL
A8.1 1/2" = 1'-0"



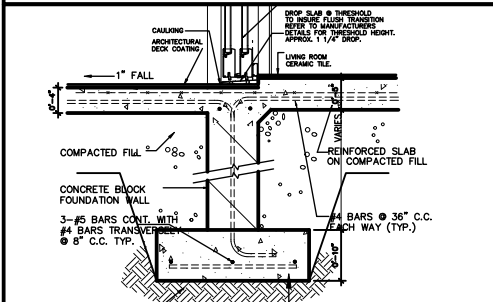
6 BEAM @ DOOR
A8.1 1/2" = 1'-0"



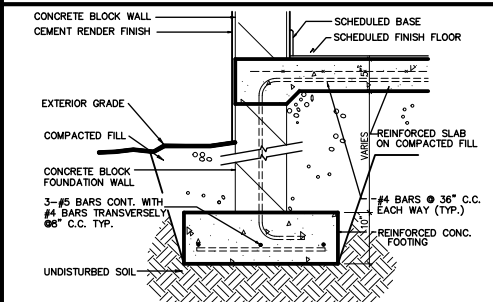
7 CISTERN ACCESS HATCH
A8.1 1/2" = 1'-0"



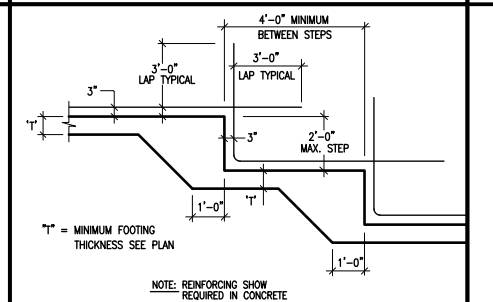
8 PARTITION @ SLAB
A8.1 1/2" = 1'-0"



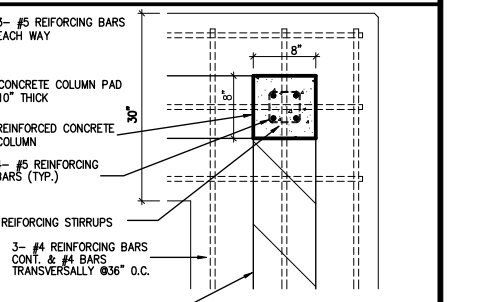
9 STRIP FOOTING @ DOOR
A8.1 1/2" = 1'-0"



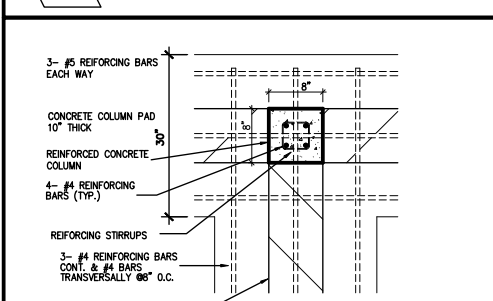
10 TYPICAL STRIP FOOTING
A8.1 1/2" = 1'-0"



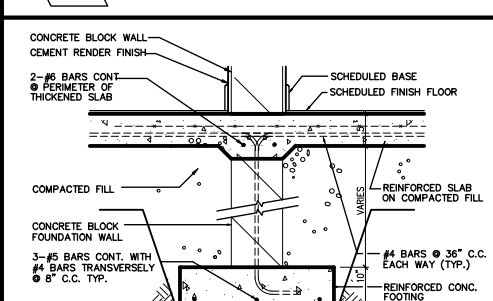
11 STEP DOWN FOOTING
A8.1 1/2" = 1'-0"



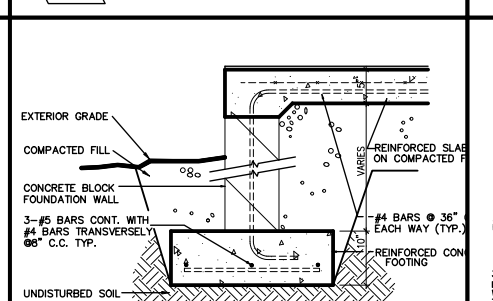
12 CORNER COLUMN
A8.1 1/2" = 1'-0"



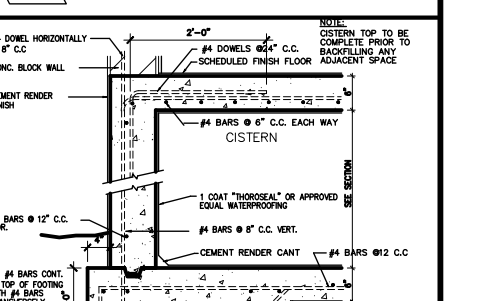
13 TEE COLUMN @ FOOTING
A8.1 1/2" = 1'-0"



14 TYPICAL STRIP FOOTING
A8.1 1/2" = 1'-0"



15 STRIP FOOTING @ PORCH
A8.1 1/2" = 1'-0"



16 CISTERN DETAIL
A8.1 1/2" = 1'-0"



REVISION		
No.	Description	Date

Consultant
Address
Phone
Fax
e-mail
Consultant
Address
Phone
Fax
e-mail

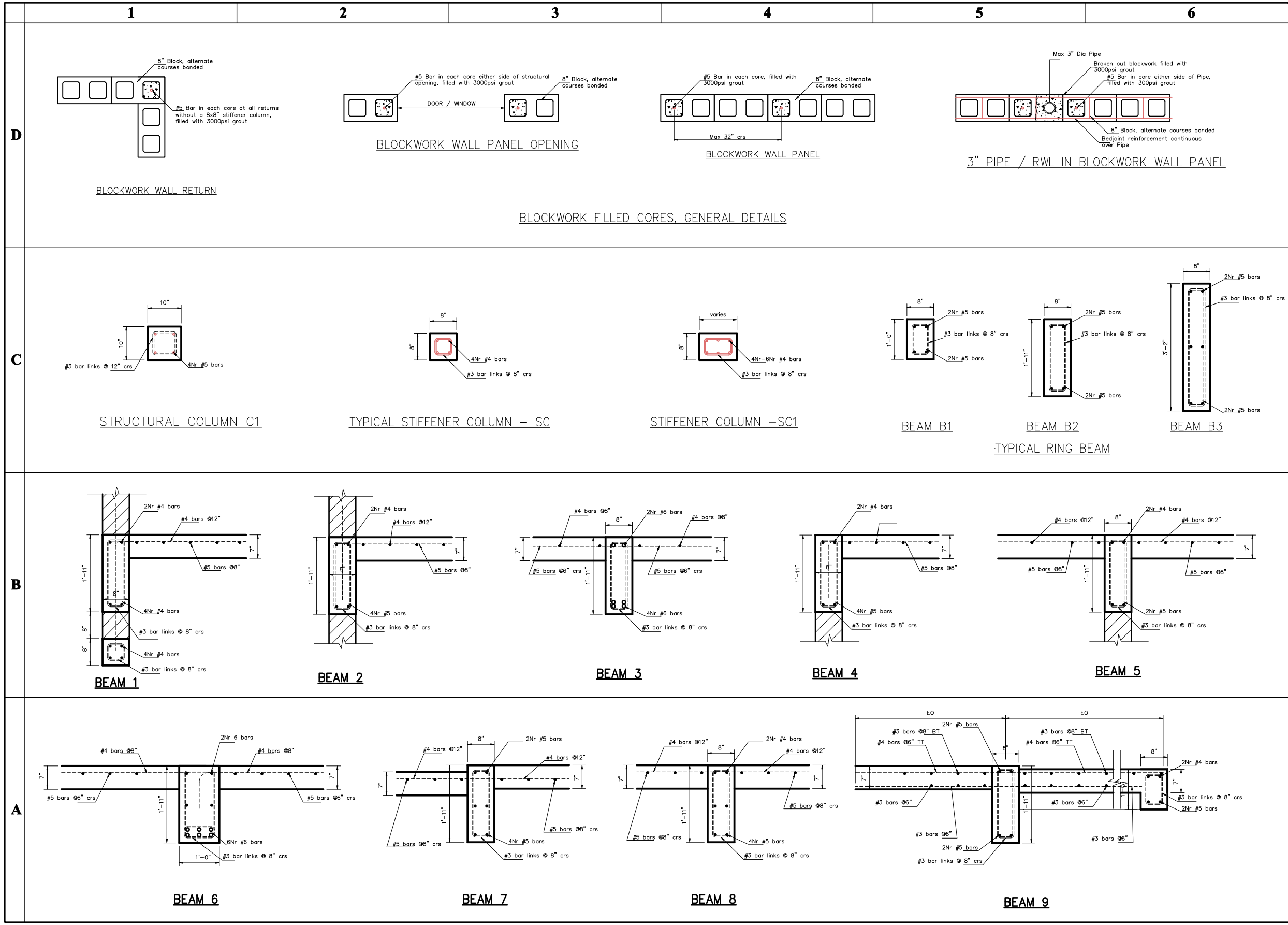
**IRENE GEORGIA EWING
BLUE HILLS AND STAMMERS RUN
60503/274**

CONCRETE DETAILS

Providenciales
Turks & Caicos Islands, B.W.I.
Cell: (649) 246-2583
Cell: (649) 342-4272
dameko.dean@gmail.com
Facebook: Conceptual Arch.
& Des.

Drawn by: DAMEKO DEAN
Checked by: DAMEKO DEAN
DATE: JUNE, 2023
Scale: AS SHOWN
Sheet Number
A8.2
Project number:

The design, ideas, arrangements, and plans shown on this drawing are owned by and the Property of Conceptual Architecture & Design. None of such ideas, designs, arrangements, or plans shall be used by or disclosed to any person, firm or corporation for any purpose without the written permission of Conceptual Architecture & Design. Written dimension on the drawing shall take precedence over scaled dimensions. Contractors shall verify and be responsible for all dimensions and conditions on the Job and this office must be notified of any variations from the dimensions.



REVISION		
NO.	Description	Date

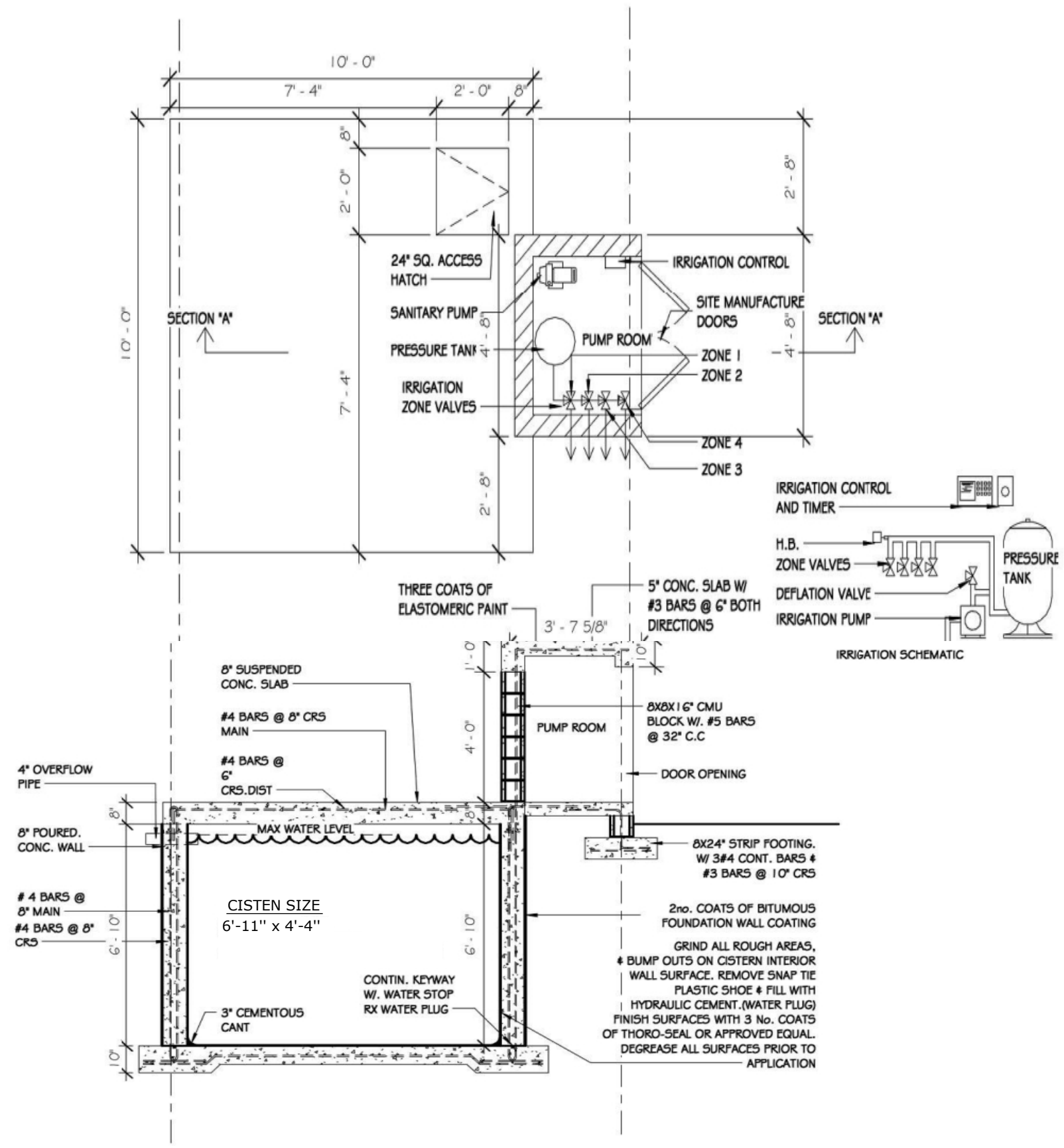
Consultant
Address
Phone
Fax
e-mail
Consultant
Address
Phone
Fax
e-mail

**IRENE GEORGIA EWING RUN
BLUE HILLS AND STAMERS RUN
60503/274
BEAM DETAILS**


Providenciales
Turks & Caicos Islands, B.W. I.
Cell: (649) 246-2583
Cell: (649) 342-4272
dameko.dean@gmail.com
Facebook: Conceptual Arch.
& Des.

Drawn by: DAMEKO DEAN
Checked by: DAMEKO DEAN
DATE: JUNE, 2023
Scale: AS SHOWN
Sheet Number **A8.3**
Project number:

The design, ideas, arrangements, and Plans shown on this drawing are owned by and the Property of Conceptual Architecture & Design. None of such ideas, designs, arrangements, or Plans shall be used or disclosed to any Person, firm or corporation for any Purpose without the written Permission of Conceptual Architecture & Design. Written dimension on the drawing shall take Precedence over scaled dimensions. Contractors shall verify and be responsible for all dimensions and conditions on the Job and this office must be notified of any variations from the dimensions.



1 CISTERN
3/8" = 1'-0"



REVISION		
NO.	Description	Date

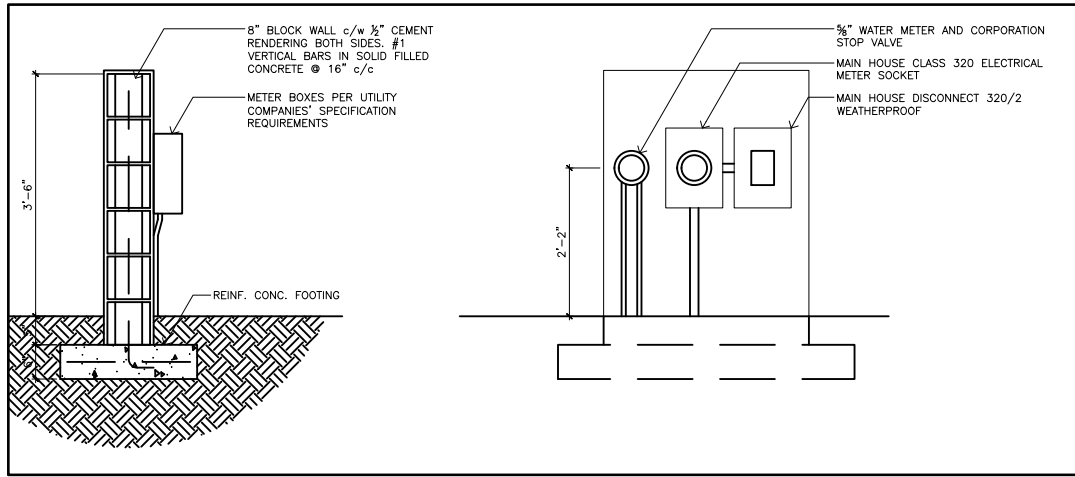
Consultant
Address
Phone
Fax
e-mail
Consultant
Address
Phone
Fax
e-mail

**IRENE GEORGIA EWING
BLUE HILLS AND STAMERS RUN
60503/274
DETAILS**

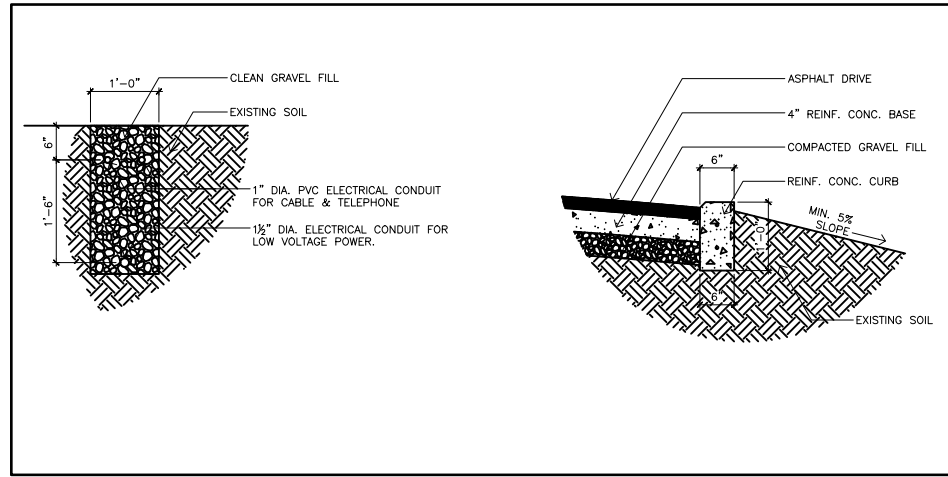
**Providenciales
Turks & Caicos Islands, B.W.I.
Cell: (649) 246-2583
Cell: (649) 342-4272
dameko.dean@gmail.com
Facebook: Conceptual Arch.
& Des.**

Drawn by: DAMEKO DEAN
Checked by: DAMEKO DEAN
Date: JUNE, 2023
Scale:
Sheet
Number **A2.1**
Project number:

The design, ideas, arrangements, and plans shown on this drawing are owned by and the property of Conceptual Architecture & Design. None of such ideas, designs, arrangements, or plans shall be used by or disclosed to any person, firm or corporation without the written permission of Conceptual Architecture & Design. Written dimension on the drawing shall take precedence over scaled dimensions. Contractors shall verify and be responsible for all dimensions and conditions on the job and this office must be notified of any variations from the dimensions.

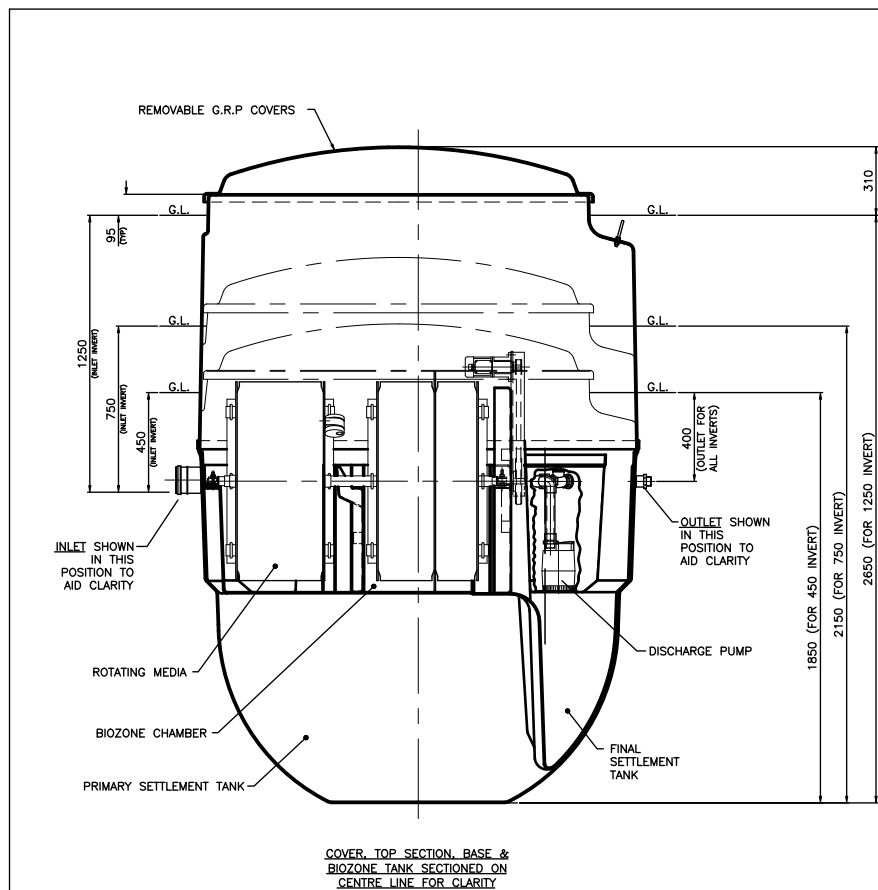


2 METER WALL SECTION & ELEVATION
A1.1 NIS



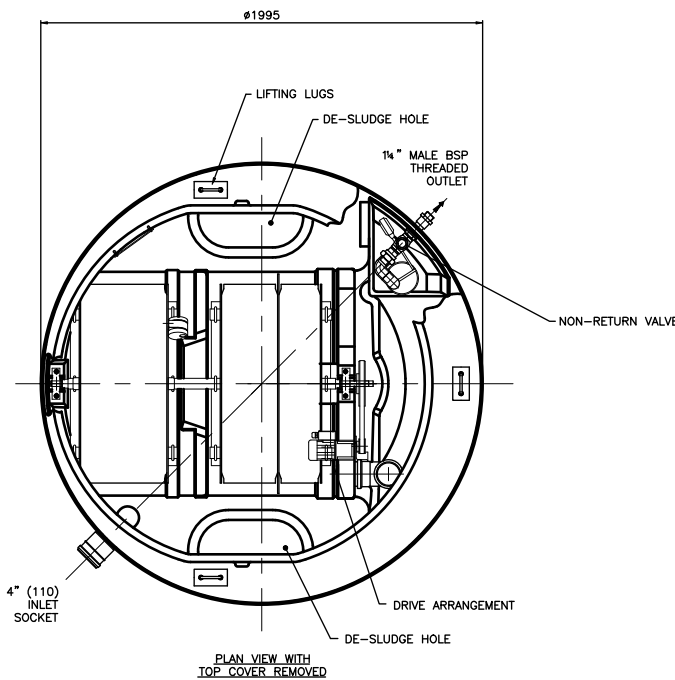
3 UTILITY TRENCH SECTION
A1.1 NIS

4 CURB SECTION
A1.1 NIS



NOTES:-

1. BIODISC TANK & COVER ARE MANUFACTURED IN GLASS REINFORCED POLYESTER (G.R.P.) COVER IS FINISHED IN GREEN TO BS 4800 TINT 12:B:25
2. FOR DESLUDGING PROCEDURE SEE MAINTENANCE HANDBOOK.
3. ELECTRICAL SUPPLY:- 240 VOLTS, 2 AMPS, SINGLE PHASE. (THREE PHASE OPTIONAL). CONTROL PANEL SUPPLIED.
4. BIODISC MUST ONLY BE LIFTED BY 3 LUGS PROVIDED.
5. 3 DRAIN INVERTS AVAILABLE. DIMENSIONS ON DRAWING GROUND LEVEL TO COVER 95mm TYP. CAN BE REDUCED BY GROUND FINISH TO APPROX 25mm
6. FOR INSTALLATION, MAINTENANCE & DESLUDGE DETAILS REFER TO PD0093, PD0094 & PD0095



DRY WEIGHT (INCLUDING PALLET)	Kg	FULL WEIGHT (EXCLUDING PALLET)	Kg
450 INVERT	310	450 INVERT	3290
750 INVERT	325	750 INVERT	3305
1250 INVERT	380	1250 INVERT	3360

1 SEWAGE SYSTEM DETAIL
A1.1 NIS



REVISION		
NO.	Description	Date








































Consultant
Address
Phone
Fax
e-mail
Consultant
Address
Phone
Fax
e-mail


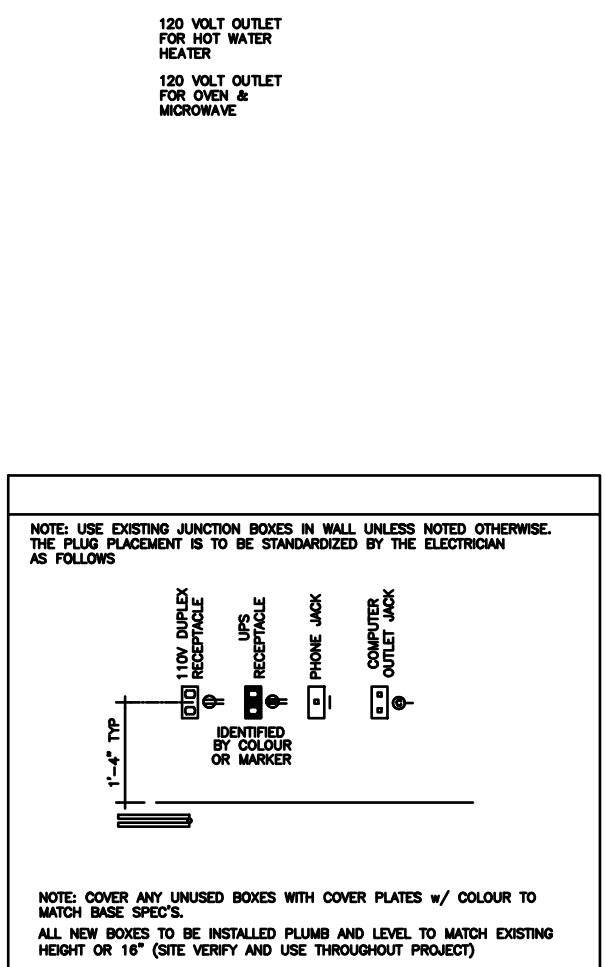
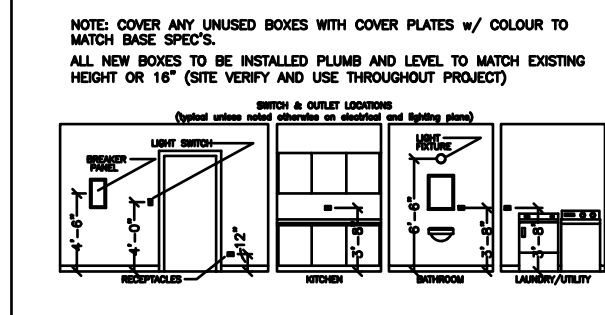
IRENE GEORGIA EWING
BLUE HILLS AND STAMERS RUN
60503/274
SITE DETAILS

Providenciales
Turks & Caicos Islands, B.W.I.
Cell: (649) 246-2583
Cell: (649) 342-4272
dameko.dean@gmail.com
Facebook: Conceptual Arch.
& Des.

Drawn by: DAMEKO DEAN
Checked by: DAMEKO DEAN
DATE: JUNE, 2023
Scale: AS SHOWN
Sheet Number **A8.5**
Project number:

The design, ideas, arrangements, and Plans shown on this drawing are owned by and the Property of Conceptual Architecture & Design. None of such ideas, designs, arrangements, or Plans shall be used by or disclosed to any person, firm or corporation for any purpose without the written permission of Conceptual Architecture & Design. Written dimension on the drawing shall take precedence over scaled dimensions. Contractors shall verify and be responsible for all dimensions and conditions on the job and this office must be notified of any variations from the dimensions.

-  CEILING MOUNTED LIGHT FIXTURE
LOCATION:
-  CEILING MOUNTED RECESSED LIGHT FIXTURE
LOCATION:
-  WALL MOUNTED RECESSED LIGHT FIXTURE
LOCATION:
-  SPOT LIGHT
LOCATION:
-  WALL SCONCE LIGHT FIXTURE
MOUNTED AT 6'-4" (76") AFF
LOCATION:
-  WALL MOUNTED SECURITY LIGHT w MOTION DETECTOR & PHOTOCCELL
LOCATE SECURITY LIGHT 8" BELOW FASCIA BOARD, 12" BACK FROM
CORNER UNLESS NOTED OTHERWISE
-  110 VOLT DUPLEX RECEPTACLE - 16" A.F.F.
-  110 VOLT DUPLEX RECEPTACLE - 42" A.F.F.
ON ATTACHED SKETCHES
-  GROUND FAULT CIRCUIT INTERRUPTER
USE NEAR SINKS IN KITCHEN/BATH
-  110 VOLT DUPLEX RECEPTACLE - 16" A.F.F.
WEATHER PROOF
-  110 VOLT DUPLEX RECEPTACLE - 16" A.F.F.
SPLIT WIRED-ONE TO PLUG, ONE TO LIGHT SWITCH
-  110 VOLT DUPLEX RECEPTACLE - 16" A.F.F.
DUPLX ON SEPERATE CIRCUITS
-  110 VOLT DUPLEX RECEPTACLE - 16" A.F.F.
QUAD PLUG CONFIGURATION
-  110 VOLT DUPLEX RECEPTACLE
SURFACE MOUNTED ON FLOOR
-  220 VOLT RECEPTACLE
-  COMPUTER OUTLET
-  TELEPHONE JACK
-  FAX OUTLET
-  TELEVISION OUTLET
-  PUSH SWITCH (DOOR BELL)
-  DOOR BELL @ 96" AFF
-  SMOKE DETECTOR / ALARM
-  MOTION DETECTOR
-  THERMOSTAT
-  LIGHT SWITCH @ 54" AFF
-  TRIPLE POLE LIGHT SWITCH @ 54" AFF
-  FAN SWITCH OR RHEOSTAT @ 54" AFF
-  REMOTER CONTROLLED SWITCH @ 54" AFF
-  DIMMER SWITCH @ 54" AFF
-  A BREAKER PANEL @ 54" TO <-STANDARD POWER
-  B BREAKER PANEL @ 54" TO <-UPS
-  WIRE IN CEILING OR WALL
-  STEREO SYSTEM LOCATION-
ROUTE SPEAKER WIRES HERE
-  STEREO SPEAKER WIRE BOX
-  CEILING MOUNTED RECESSED FAN
LOCATION: BATHROOMS
-  AIR CONDITIONER SUPPLY UNIT
-  AIR CONDITIONER CONDENSER UNIT
-  CEILING MOUNTED FAN
52" ~ MIN. RADIUS
WITH OR WITHOUT LIGHT AS SPEC'ED
-  TRACK LIGHT w/
HALOGEN LAMPS



REVISION		
NO.	Description	Date

Consultant
Address
Phone
Fax
e-mail
Consultant
Address
Phone
Fax
e-mail

IRENE GEORGIA EWING
BLUE HILLS AND STAMERS RUN
60503/274

ELECTRICAL LEGEND


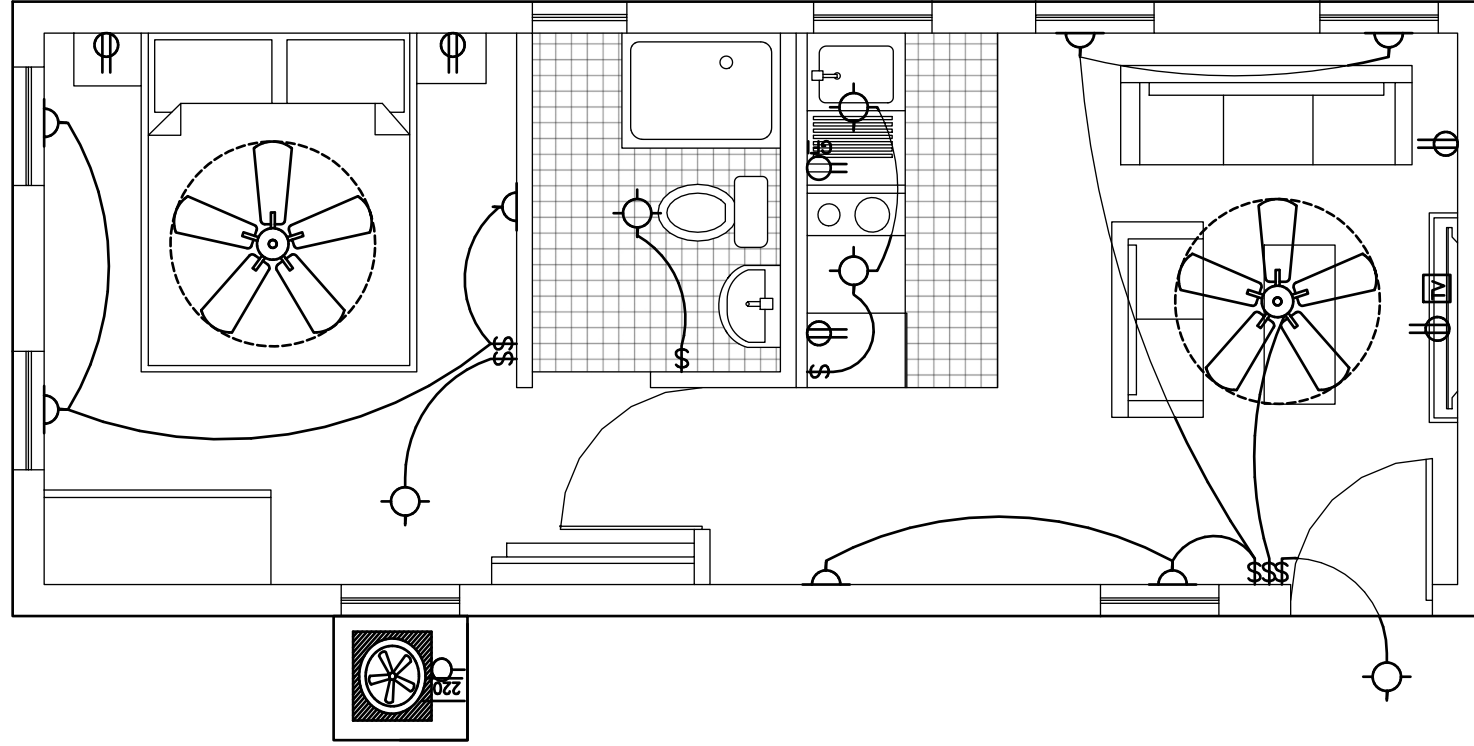
Providenciales
Turks & Caicos Islands. B.W.I.
Cell: (649) 246-2583
Cell: (649) 342-4272
dameko.dean@gmail.com
Facebook: Conceptual Arch. & Des.

Drawn by: DAMEKO DEAN
Checked by: DAMEKO DEAN
Date: JUNE, 2023
Scale: AS SHOWN
Sheet
Number **E1.0**
Project number:

The design, ideas, arrangements, and plans shown on this drawing are owned by and the property of conceptual Architecture & design. None of such ideas, designs, arrangements, or plans shall be used by or disclosed to any person, firm or corporation for any purpose without the written permission of conceptual Architecture & Design. Design written dimension on the drawing shall take precedence over scaled dimensions. Contractors shall verify and be responsible for all dimensions and conditions on the job and this office must be notified of any variations from the dimensions.

1 GROUND FLOOR ELECTRICAL PLAN

E1.1 scale




REVISION		
NO.	Description	Date

Consultant
Address
Phone
Fax
e-mail
Consultant
Address
Phone
Fax
e-mail

**IRENE GEORGIA EWING
BLUE HILLS AND STAMERS RUN
60503/274**

ELECTRICAL PLAN

**Providenciales
Turks & Caicos Islands. B.W.I.
Cell: (649) 246-2583
Cell: (649) 342-4272
dameko.dean@gmail.com
Facebook: Conceptual Arch.
& Des.**


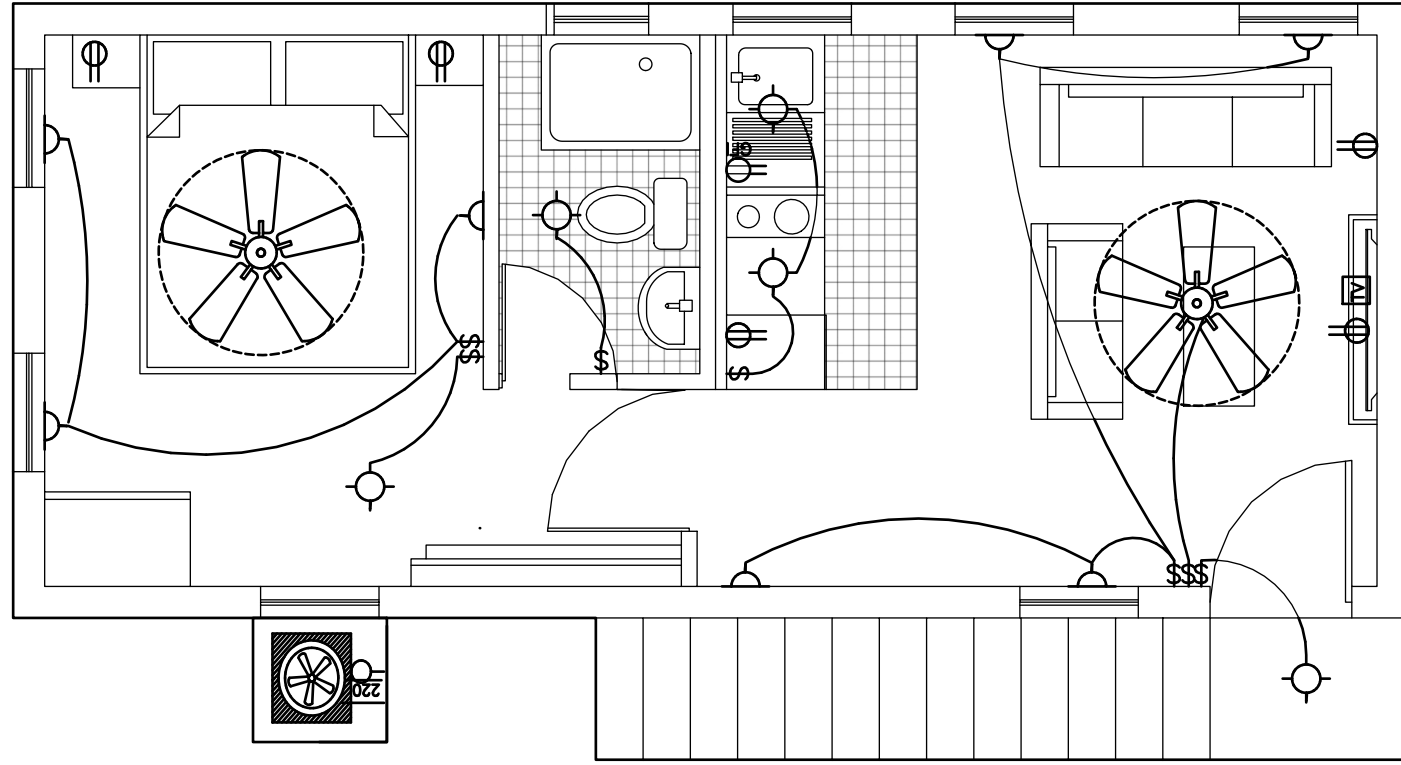


Drawn by: DAMEKO DEAN
Checked by: DAMEKO DEAN
Date: JUNE, 2023
Scale: AS SHOWN
Sheet
Number **E1.1**
Project number:

The design, ideas, arrangements, and plans shown on this drawing are owned by and the property of Conceptual Architecture & Design. None of such ideas, designs, arrangements, or plans shall be used by or disclosed to any person, firm or corporation for any purpose without the written permission of Conceptual Architecture & Design. Written dimension on the drawing shall take precedence over scaled dimensions. Contractors shall verify and be responsible for all dimensions and conditions on the job and this office must be notified of any variations from the dimensions.

1 FIRST FLOOR ELECTRICAL PLAN

E1.2 scale



REVISION		
NO.	Description	Date

Consultant
 Address
 Phone
 Fax
 e-mail
 Consultant
 Address
 Phone
 Fax
 e-mail

**IRENE GEORGIA EWING
 BLUE HILLS AND STAMERS RUN
 60503/274**

ELECTRICAL PLAN


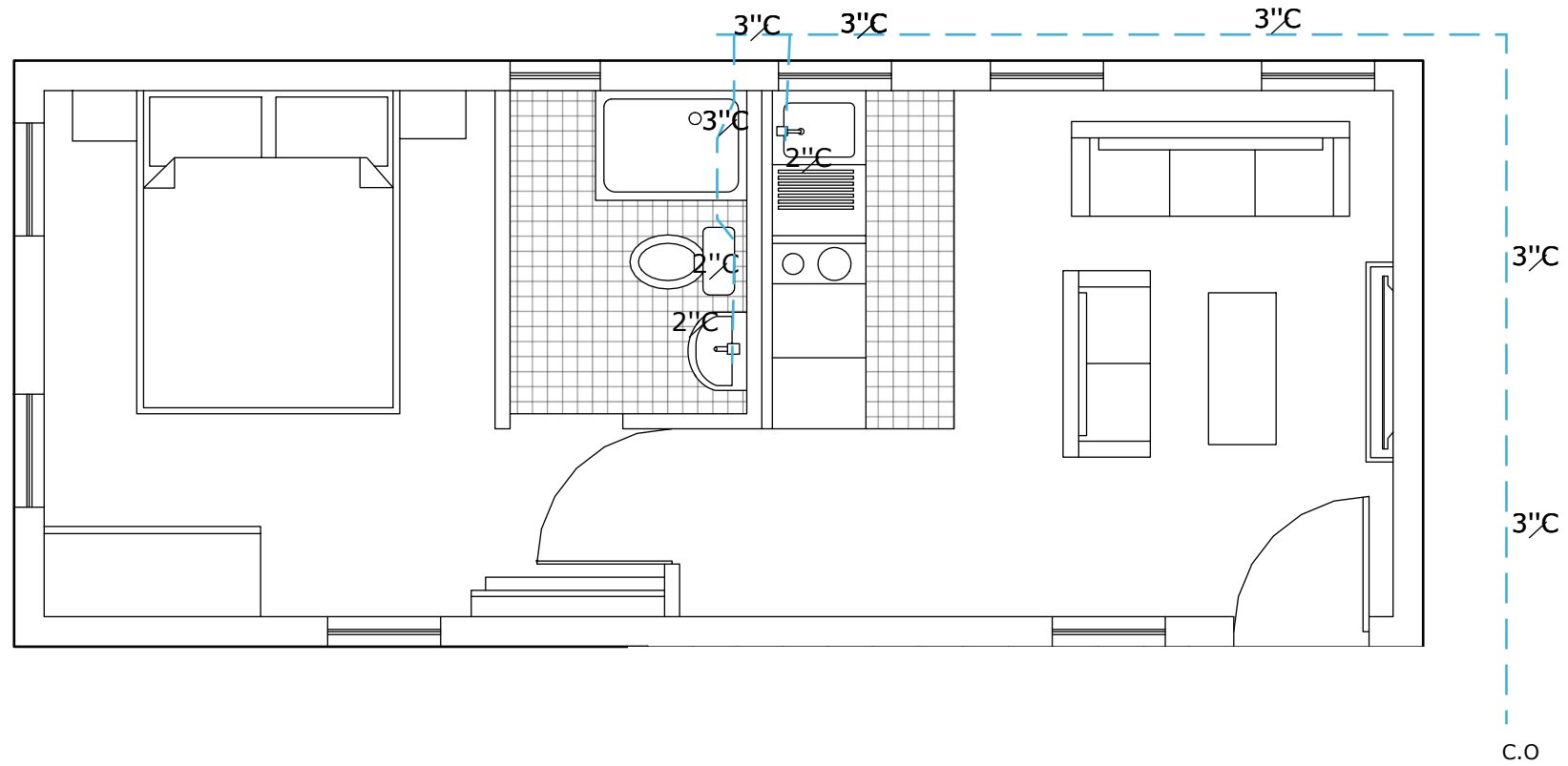
**Providenciales
 Turks & Caicos Islands. B.W.I.
 Cell: (649) 246-2583
 Cell: (649) 342-4272
 dameko.dean@gmail.com
 Facebook: Conceptual Arch.
 & Des.**

Drawn by: DAMEKO DEAN
 Checked by: DAMEKO DEAN
 Date: JUNE, 2023
 Scale: AS SHOWN
 Sheet
 Number **E1.2**
 Project number:

The design, ideas, arrangements, and plans shown on this drawing are owned by and the property of Conceptual Architecture & Design. None of such ideas, designs, arrangements, or plans shall be used by or disclosed to any person, firm or corporation for any purpose without the written permission of Conceptual Architecture & Design. Written dimension on the drawing shall take precedence over scaled dimensions. Contractors shall verify and be responsible for all dimensions and conditions on the job and this office must be notified of any variations from the dimensions.

1 GROUND FLOOR PLUMBING

P1.1 scale 1/4"=1'-0"



REVISION		
NO.	Description	Date

Consultant
 Address
 Phone
 Fax
 e-mail
 Consultant
 Address
 Phone
 Fax
 e-mail

**IRENE GEORGIA EWING
 BLUE HILLS AND STAMERS RUN
 60503/274
 PLUMBING**


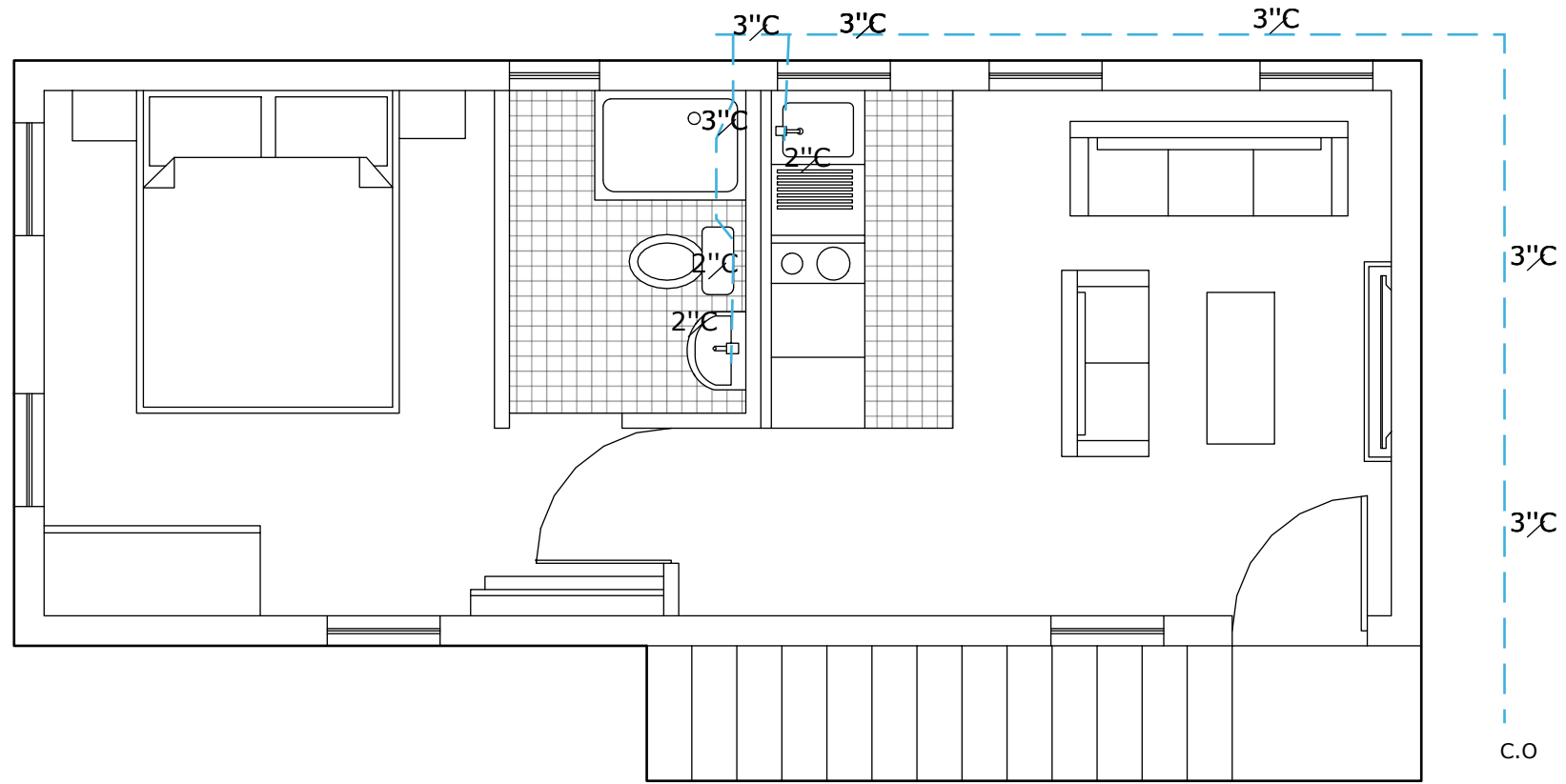
**Providenciales
 Turks & Caicos Islands. B.W.I.
 Cell: (649) 246-2583
 Cell: (649) 342-4272
 dameko.dean@gmail.com
 Facebook: Conceptual Arch.
 & Des.**

Drawn by: DAMEKO DEAN
 Checked by: DAMEKO DEAN
 Date: JUNE, 2023
 Scale: AS SHOWN
 Sheet
 Number **P1.1**
 Project number:

The design, ideas, arrangements, and plans shown on this drawing are owned by and the property of Conceptual Architecture & Design. None of such ideas, designs, arrangements, or plans shall be used by or disclosed to any person, firm or corporation for any purpose without the written permission of Conceptual Architecture & Design. Written dimension on the drawing shall take precedence over scaled dimensions. Contractors shall verify and be responsible for all dimensions and conditions on the job and this office must be notified of any variations from the dimensions.

1 FIRST FLOOR PLUMBING

P1.2 scale 1/4"=1'-0"



REVISION		
NO.	Description	Date

Consultant
 Address
 Phone
 Fax
 e-mail
 Consultant
 Address
 Phone
 Fax
 e-mail

**IRENE GEORGIA EWING
 BLUE HILLS AND STAMERS RUN
 60503/274
 PLUMBING**

**Providenciales
 Turks & Caicos Islands. B.W.I.
 Cell: (649) 246-2583
 Cell: (649) 342-4272
 dameko.dean@gmail.com
 Facebook: Conceptual Arch.
 & Des.**

Drawn by: DAMEKO DEAN
 Checked by: DAMEKO DEAN
 Date: JUNE, 2023
 Scale: AS SHOWN
 Sheet
 Number **P1.2**
 Project number:

The design, ideas, arrangements, and plans shown on this drawing are owned by and the property of Conceptual Architecture & Design. None of such ideas, designs, arrangements, or plans shall be used by or disclosed to any person, firm or corporation for any purpose without the written permission of Conceptual Architecture & Design. Written dimension on the drawing shall take precedence over scaled dimensions. Contractors shall verify and be responsible for all dimensions and conditions on the job and this office must be notified of any variations from the dimensions.

