

RESIDENTIAL



AREA: 3241.659 SQUARE FEET
TOTAL NEW CONSTRUCTION

MILKA PAUL-ESTEVE & WILNISE ESTEVE-PRINCE

LOCATION: 61 108/63 Long Bay Hills, Turks and Caicos Islands

ARCHITECT:

Providenciales
Turks & Caicos Islands.
Cell:(649) 246-2583
Cell:(649) 342-4272
dameko.dean@gmail.com
Facebook: Conceptual Arch.
& Des.



NOTE:

The design, ideas, arrangements, and plans shown on this drawing are owned by and the property of Conceptual Architecture & Design. None of such ideas, designs, arrangements, or plans shall be used by or disclosed to any person, firm, or corporation for any purpose without the written permission of Conceptual Architecture & Design. Contractors shall verify and be responsible for all dimensions and conditions on the job and this office must be notified of any variations from the dimensions.

LOCATION OF PROPOSED DEVELOPMENT



GENERAL LOCATION BLOCK PLAN



BLOCK 61108 PLAN



PROPOSED DEVELOPMENT LOCATION PLAN

LOCATION PLAN

A-101
DDD.03



REVISIONS

No.	Description	Date

Consultant
Address
Phone
Fax
e-mail
Consultant
Address
Phone
Fax
e-mail

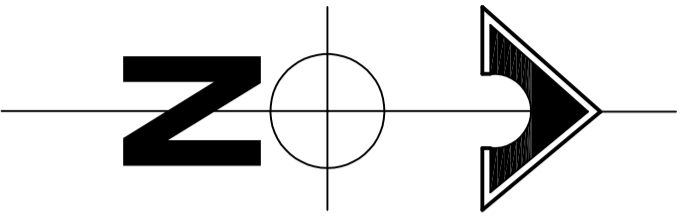
Milka Paul-Estevé & Wilnise Estevé-Prince
61108/ 63 Long Bay Hills, Turks and Caicos Islands

Providenciales
Turks & Caicos Islands .B.W.I.
Cell: (649) 246-2583
Cell: (649) 342-4272
dameko.dean@gmail.com
Facebook: Conceptual Arch. & Des.



Drawn by: **DAMEKO DEAN**
Checked by: **DAMEKO DEAN**
Date: **JULY 2023**
Scale: **AS SHOWN**
Sheet Number
A-001
Project number: **DDD.01**

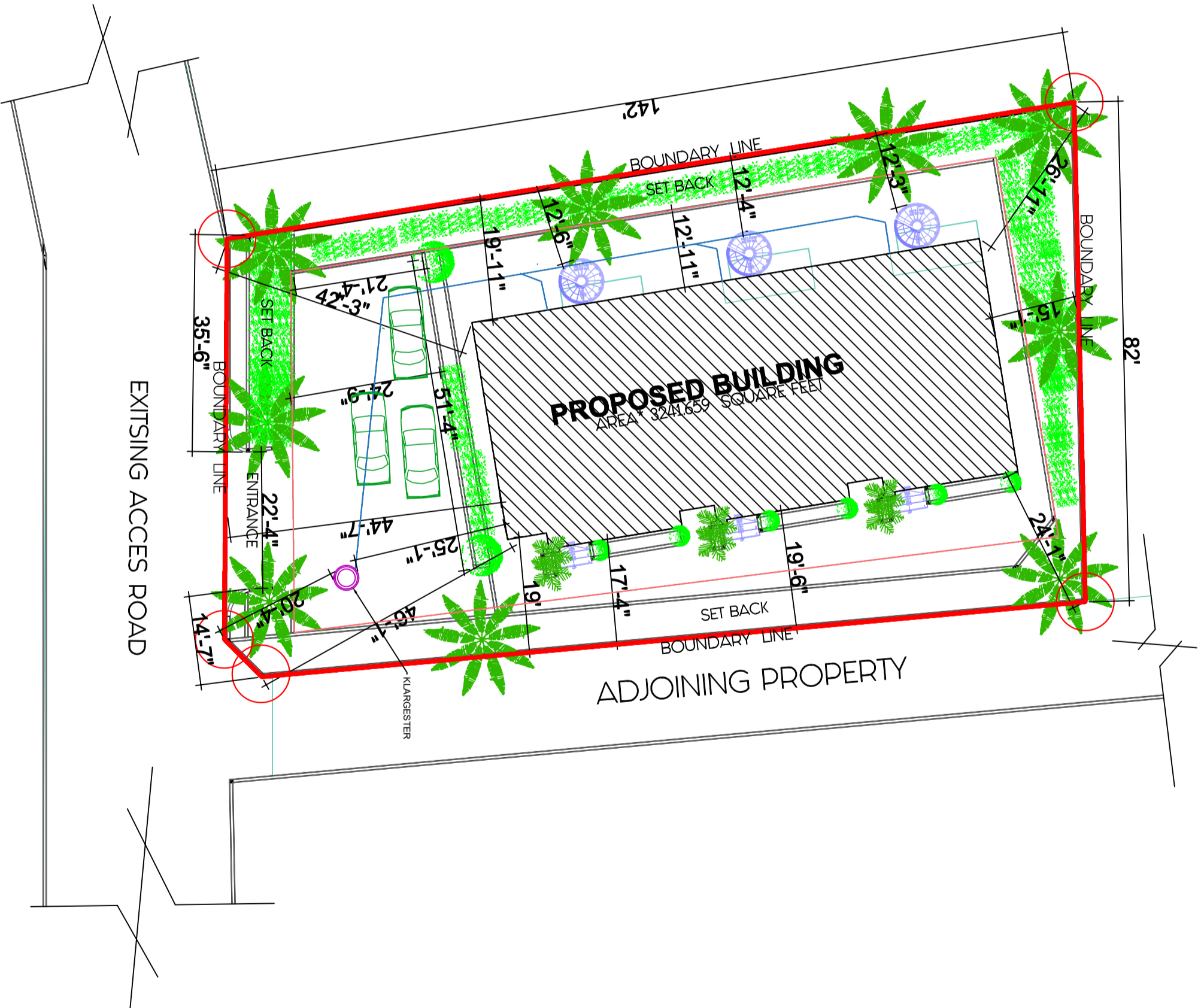
The design, ideas, arrangements, and plans shown on this drawing are owned by and the property of conceptual Architecture & Design. None of such ideas, designs, arrangements or plans shall be used or disclosed to any person, firm or corporation for any purpose without the written permission of conceptual Architecture & Design. Written dimension on the drawing shall take precedence over scaled dimensions. Contractors shall verify and be responsible for all dimensions and conditions on the job and this office must be notified of any variations from the dimensions.



A-201
DDD.01

SITE PLAN

Scale: 1/8" = 1'-0"



EXISTING ACCES ROAD

PROPOSED BUILDING
AREA: 3241.659 SQUARE FEET

ADJOINING PROPERTY




Providenciales
Turks & Caicos Islands, B.W.I.
Cell: (649) 246-2583
Cell: (649) 342-4272
dameko.dean@gmail.com
Facebook: Conceptual Arch. & Des.

Milka Paul-Estevé & Wilnise Estevé-Prince
61108/ 63 Long Bay Hills, Turks and Caicos Islands

Consultant
Address
Phone
Fax
E-mail
Consultant
Address
Phone
Fax
E-mail

REVISIONS		
No.	Description	Date



Drawn by: **DAMEKO DEAN**
Checked by: **DAMEKO DEAN**
Date: **JULY 2023**
Scale: **AS SHOWN**
Sheet Number
A-002
Project number: **DDD.01**

The design, ideas, arrangements, and plans shown on this drawing are owned by and the property of conceptual Architecture & Design. None of such ideas, designs, arrangements or plans shall be used by or disclosed to any person, firm or corporation for any purpose without the written permission of conceptual Architecture & Design. Written dimension on the drawing shall take precedence over scaled dimensions. Contractors shall verify and be responsible for all dimensions and conditions on the job and this office must be notified of any variations from the dimensions.

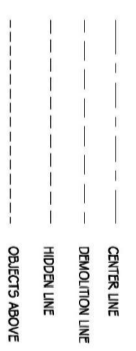
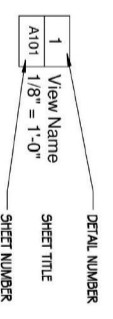
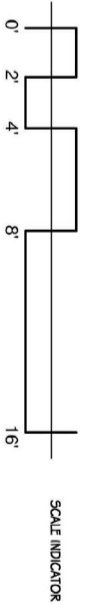
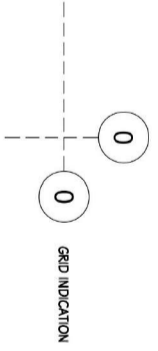
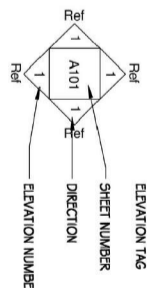
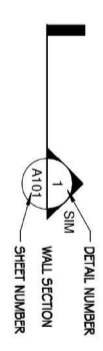
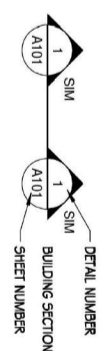
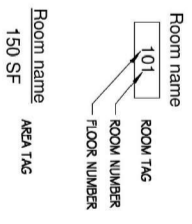
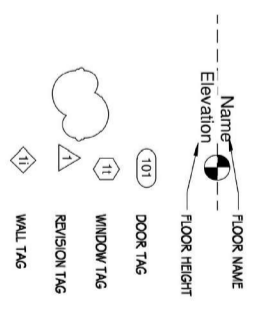
ABBREVIATIONS	
AL	ALUMINUM
APPROX.	APPROXIMATE
ARCH.	ARCHITECTURAL ARCHITECT
AVG.	AVERAGE
BD.	BOARD
B.O.B	BOTTOM OF BEAM
B.O.C	BOTTOM OF CEILING
BOTT.	BOTTOM
CEN PLS.	CEMENT PLASTER
CCTV	CLOSED CIRCUIT TELEVISION
C.G.	CEILING
CMU	CONCRETE MASONRY UNIT
CO.	CAGED OPENING
COL.	COLUMN
CONT.	CONTINUOUS
DIA.	DIAMETER
DM.	DIMENSION
DN.	DOWN
DBL.	DOUBLE
DWG.	DRAWING
EA	EACH
ELEV.	ELEVATION
ELEC.	ELECTRICAL
EMERG.	EMERGENCY
EQUIP.	EQUIPMENT
EQ.	EQUAL
EXH.	EXHAUST
EXIST.	EXISTING
E.L.	EXPANSION JOINT
E.W.	EACH WAY
EW.C.	ELECTRIC WATER COOLER
FD.	FLOOR DRAIN
FIN.	FINISH
FL.	FLOOR
FT.	FOOT
FIG.	FOOTING
GA.	GUAGE
GA.V.	GALVANIZED
GC.	GENERAL CONTRACTOR
GL.	GLASS
G.P.	GYP.SUM
HC.	HOLLOW CORE
HDW.	HARDWARE
H.M.	HOLLOW METAL
HORZ.	HORIZONTAL
HP.	HIGH POINT
INT.	INTERIOR
INSUL.	INSULATION
J.T.	JOINT
LB.	LB.
LP.	LOW POINT
MAX.	MAXIMUM
MECH.	MECHANICAL
MEMB.	MEMBRANE
MET.	METAL
MANUF.	MANUFACTURE
MIN.	MINIMUM
MISC.	MISCELLANEOUS
MAT.	MATERIAL
NIC.	NOT IN CONTRACT
NO.	NUMBER
N.T.S.	NOT TO SCALE
P.S LAM.	PLASTIC LAMINATE
PL.	PLATE
PLYWD.	PLYWOOD
PREFAB.	PREFABRICATED
PVC.	POLYVINYL CHLORIDE PIPE
R.	RADIUS
REQ.	REQUIRED.
REINF.	REINFORCEMENT
SIM.	SIMILAR
SHT.	SHEET
SPEC.	SPECIFICATION
S.S.	STAINLESS STEEL
SUSP.	SUSPEND. SUSPENDED
SYG.	SYSTEM
TEMP.	TEMPERATURE
TEMP.	TEMPERATURE
TAG.	TONGUE AND GROOVE
T.O.B.	TOP OF BEAM
T.O.C.	TOP OF COUNTER
T.O.S.	TOP OF SLAB
T.O.P.	TOP OF PARAPET
T.O.W.	TOP OF WALL
TYP.	TYPICAL
U.O.N.	UNLESS OTHERWISE NOTED
VERT.	VERTICAL
W.	WITH
WO.	WITHOUT
WO.	WOOD
WRF.	WELDED WIRE FABRIC
WL.	WATER LEVEL

○ ABBREVIATIONS
1/4" = 1'-0"

WALL LEGEND

	8" REINFORCED CONCRETE WALL (SEE REINFORCEMENT DETAILS)
	8" CMU BLOCK W/ 1/2" METAL LATHING # 1/2" G.W.B W/#5 REBARS @ 32" O.C.
	8" CMU BLOCK W/#5 REBARS @ 32" O.C.
	5 1/2" WOOD STUD PARTITION @ 16" O.C. W/ 5/8" G.P. BD. AT EACH SIDE
	3 5/8" METAL STUD PARTITION 25 GA W/ DBL 5/8" G.P. BD. AT EACH SIDE
	3 5/8" METAL STUD PARTITION 25 GA W/ 5/8" G.P. BD. AT EACH SIDE AND BATT SOUND INSULATION
	1 5/8" METAL STUD PARTITION 25 GA W/ 5/8" G.P. BD. AT EACH SIDE

○ WALL LEGEND
1/2" = 1'-0"



○ SYMBOL LEGEND
1" = 1'-0"



NO.	REVISIONS	DESCRIPTION	DATE

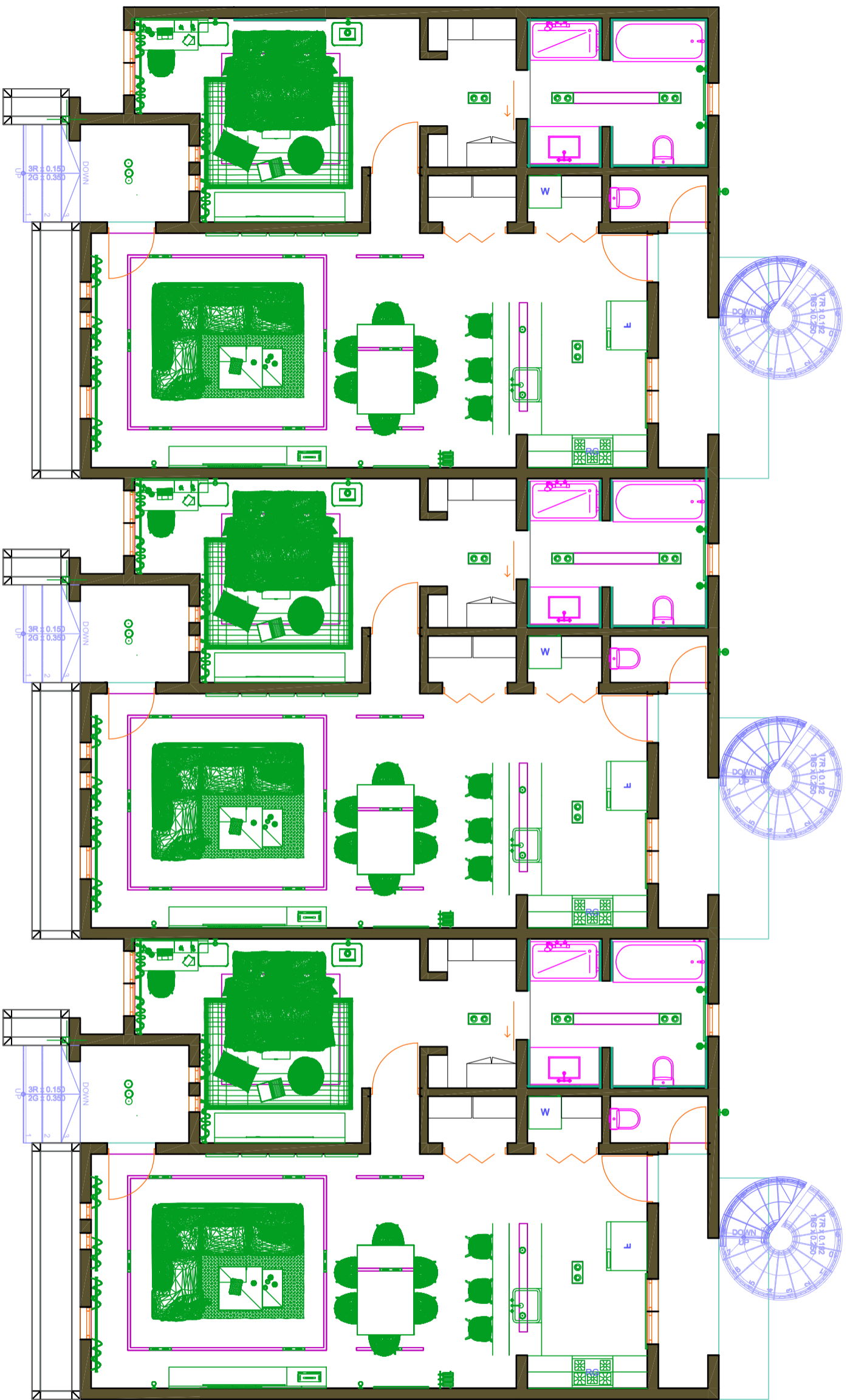
Consultant
Address
Phone
Fax
e-mail
Consultant
Address
Phone
Fax
e-mail

Milka Paul-Estevé & Wilnise Estevé-Prince
61108/ 63 Long Bay Hills, Turks and Caicos Islands

Providenciales
Turks & Caicos Islands, B.W.I.
Cell: (649) 246-2583
Cell: (649) 342-4272
dameko.dean@gmail.com
Facebook: Conceptual Arch. & Des.



DRAWN BY: DAMEKO DEAN
Checked by: DAMEKO DEAN
Date: JULY 2023
Scale: AS SHOWN
Sheet Number
A-003-1
Project number: DDD.01



FLOOR PLAN FURNITURE PLAN

B-101
DDD.01

Scale: 1/8" = 1'-0"

REVISIONS		
No.	Description	Date

Consultant
Address
Phone
Fax
Email
Consultant
Address
Phone
Fax
Email

Milka Paul-Esteve & Wilnise Esteve-Prince
61108/ 63 Long Bay Hills, Turks and Caicos Islands

Providenciales
Turks & Caicos Islands ,B.W.I.
Cell: (649) 246-2583
Cell: (649) 342-4272
dameko.dean@gmail.com
Facebook: Conceptual Arch. & Des.



Drawn by: **DAMEKO DEAN**
Checked by: **DAMEKO DEAN**
Date: **JULY 2023**
Scale: **AS SHOWN**
Sheet Number
A-003
Project number: **DDD.01**

The design, ideas, arrangements, and plans shown on this drawing are owned by and the property of Conceptual Architecture & Design. None of such ideas, designs, arrangements or plans shall be used by or disclosed to any person, firm or corporation for any purpose without the written permission of Conceptual Architecture & Design. Written dimension on the drawing shall take precedence over scaled dimensions. Contractors shall verify and be responsible for all dimensions and conditions on the job and this office must be notified of any variations from the dimensions.



No.	REVISIONS	Date
1	Discipline	

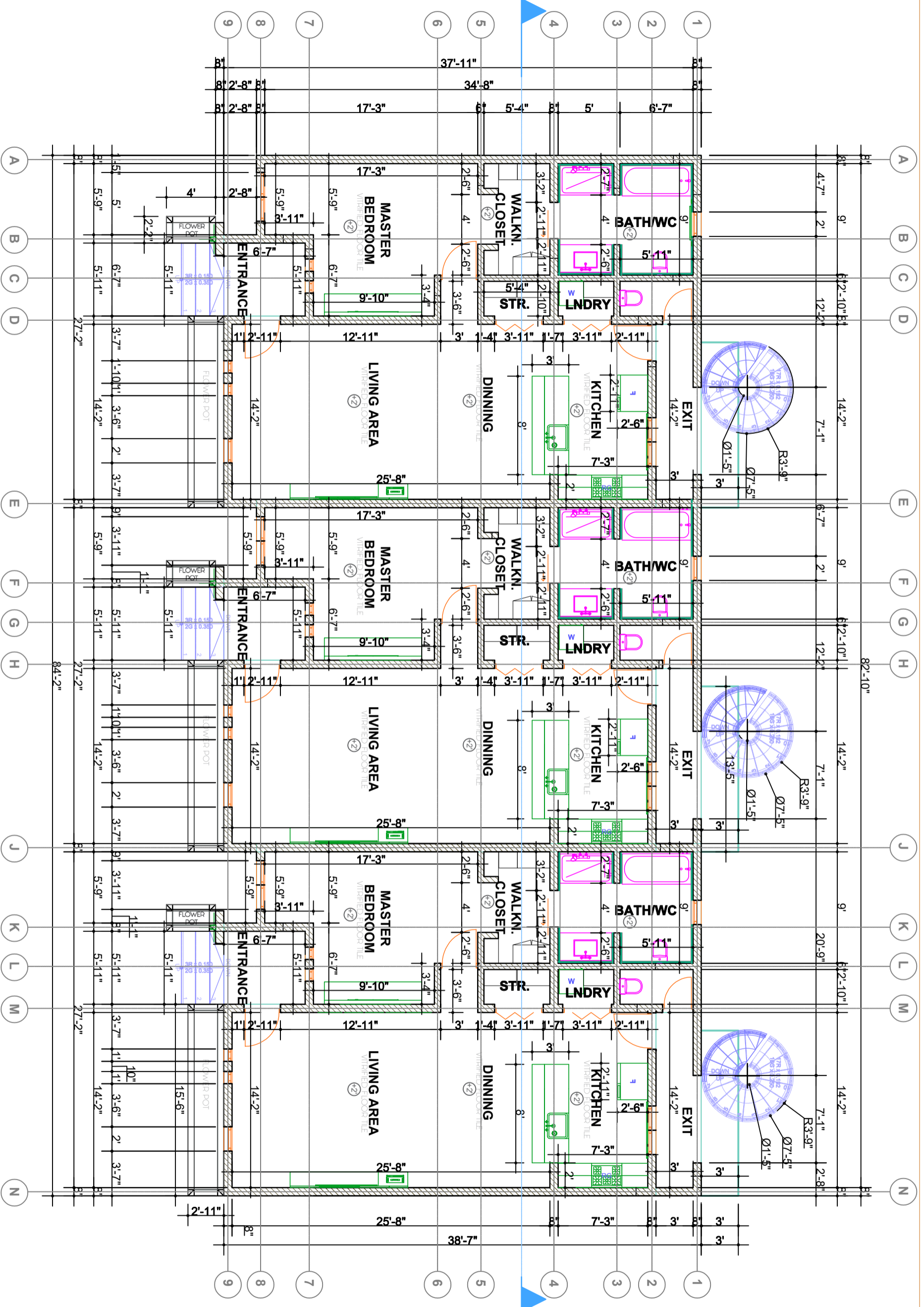
Consultant
 Address
 Phone
 Fax
 e-mail
 Consultant
 Address
 Phone
 Fax
 e-mail

Milka Paul-Estevé & Wilnise Estevé-Prince
 61108/ 63 Long Bay Hills, Turks and Caicos Islands

Providenciales
 Turks & Caicos Islands .B.W.I.
 Cell: (649) 246-2583
 Cell: (649) 342-4272
 dameko.dean@gmail.com
 Facebook: Conceptual Arch. & Des.



Drawn by: **DAMEKO DEAN**
 Checked by: **DAMEKO DEAN**
 Date: **JULY 2023**
 Scale: **AS SHOWN**
 Sheet Number
A-004
 Project number: **DDD.01**

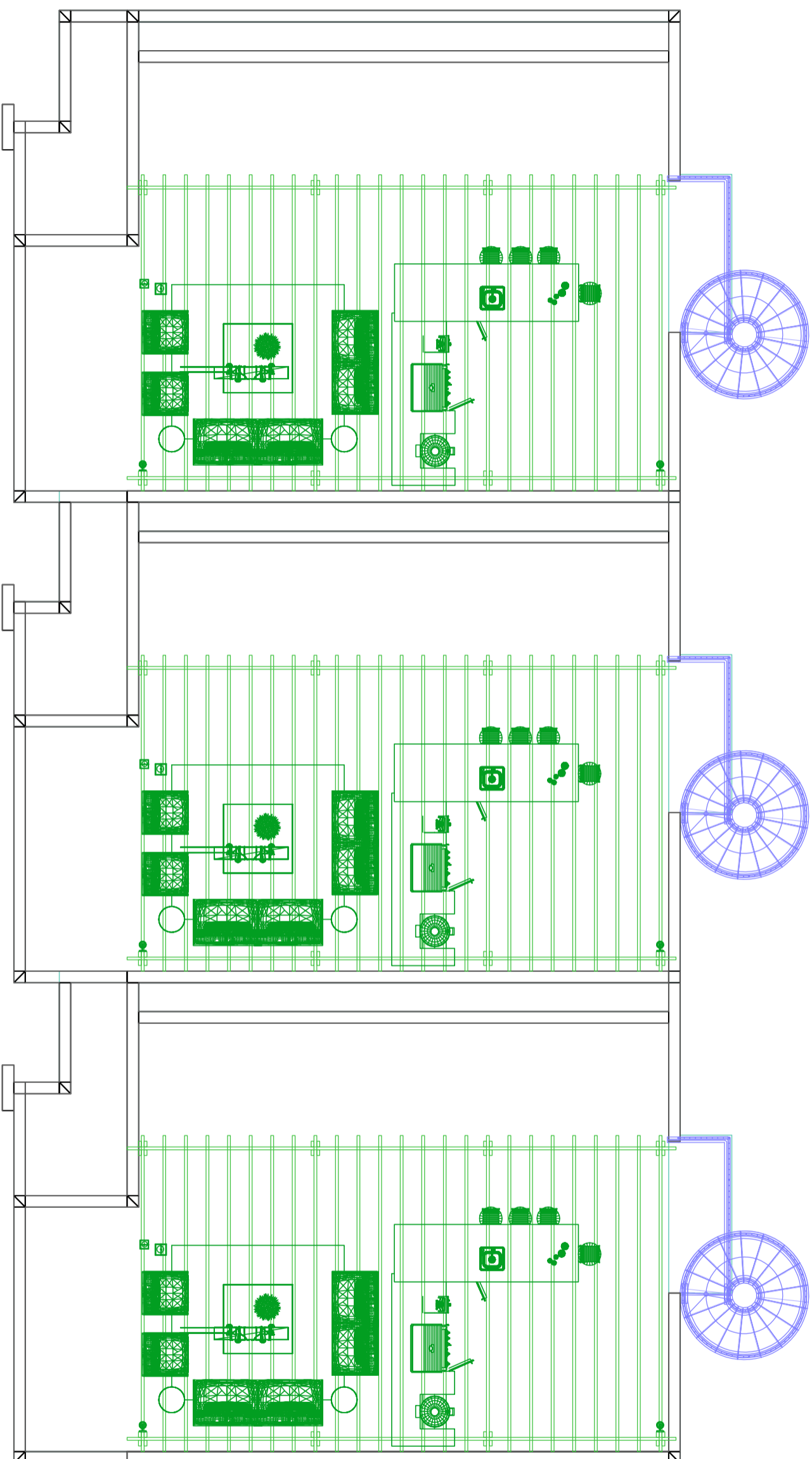


FLOOR PLAN

B-102
 DDD.01

Scale: 1/8" = 1'-0"

The design, ideas, arrangements, and plans shown on this drawing are owned by and the property of Conceptual Architecture & Design. None of such ideas, designs, arrangements or plans shall be used by or disclosed to any person, firm or corporation for any purpose without the written permission of Conceptual Architecture & Design. Contractors shall verify and be responsible for all dimensions and conditions on the job and this office must be notified of any variations from the dimensions.



ROOF TOP PLAN FURNITURE PLAN

B-103
DDD.01

Scale: 1/8" = 1'-0"



No.	REVISIONS	Date

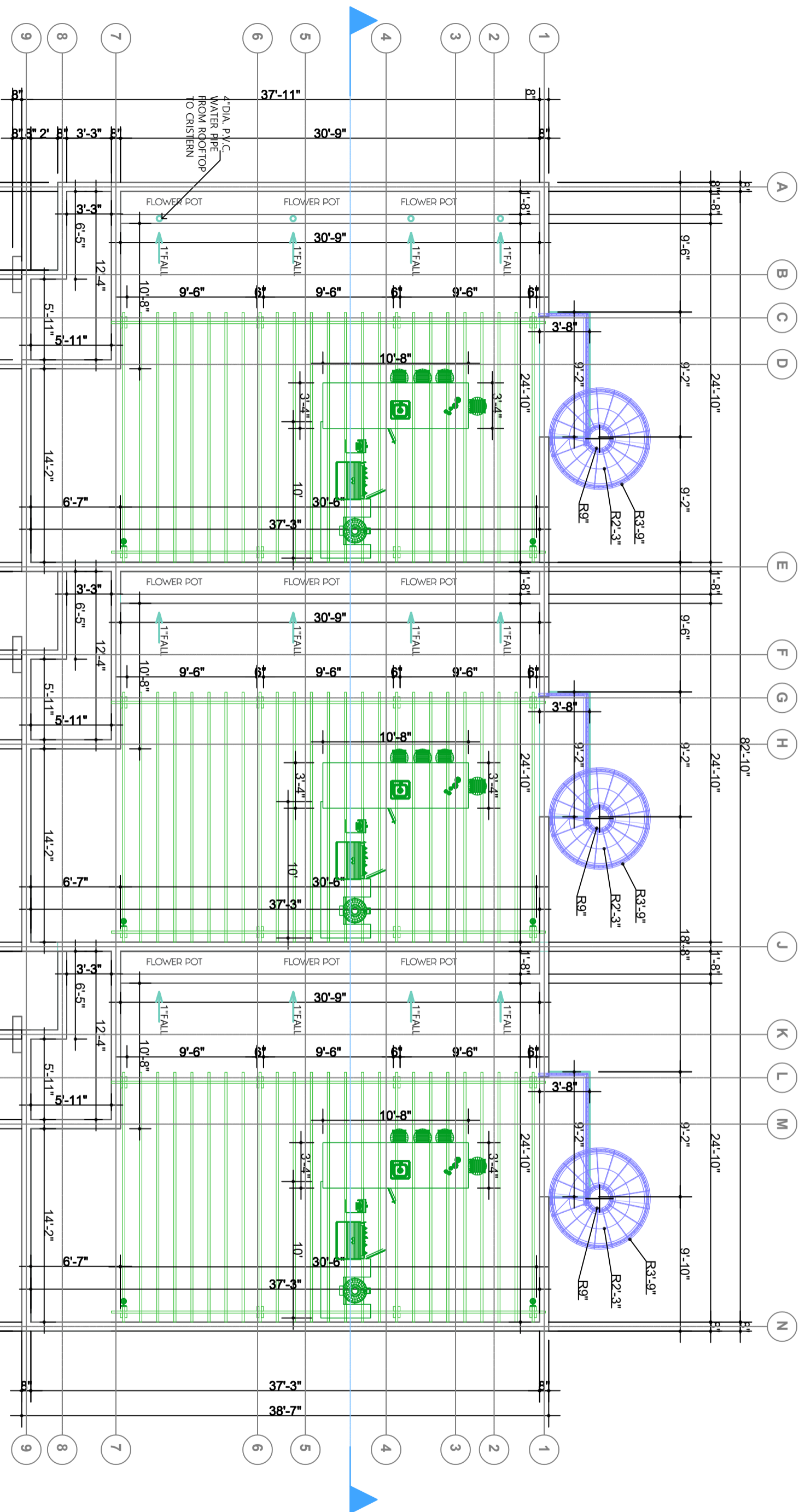
Consultant
Address
Phone
Fax
e-mail
Consultant
Address
Phone
Fax
e-mail

Milka Paul-Estevé & Wilnise Estevé-Prince
61108/ 63 Long Bay Hills, Turks and Caicos Islands

Providenciales
Turks & Caicos Islands .B.W.I.
Cell: (649) 246-2583
Cell: (649) 342-4272
dameko.dean@gmail.com
Facebook: Conceptual Arch. & Des.



Drawn by: DAMEKO DEAN
Checked by: DAMEKO DEAN
Date: JULY 2023
Scale: AS SHOWN
Sheet Number
A-005
Project number: DDD.01



ROOF TOP PLAN

B-104
 DDD.01
 Scale: 1/8" = 1'-0"

No.	Description	Date

Consultant
 Address
 Phone
 Fax
 Email
 Consultant
 Address
 Phone
 Fax
 Email

Milka Paul-Estevé & Wilnise Estevé-Prince
 61108/ 63 Long Bay Hills, Turks and Caicos Islands

Providenciales
 Turks & Caicos Islands, B.W.I.
 Cell: (649) 246-2583
 Cell: (649) 342-4272
 dameko.dean@gmail.com
 Facebook: Conceptual Arch. & Des.



Drawn by: DAMEKO DEAN
 Checked by: DAMEKO DEAN
 Date: JULY 2023
 Scale: AS SHOWN
 Sheet Number: A-006
 Project number: DDD.01

The design, ideas, arrangements, and plans shown on this drawing are owned by and the property of Conceptual Architecture & Design. None of these ideas, designs, arrangements, or plans shall be used by or disclosed to any person, firm or corporation for any purpose without the written permission of Conceptual Architecture & Design. Written dimension on the drawing shall take precedence over scaled dimensions. Contractors shall verify and be responsible for all dimensions and conditions on the job and this office must be notified of any variations from the dimensions.



REVISIONS

No.	Description	Date

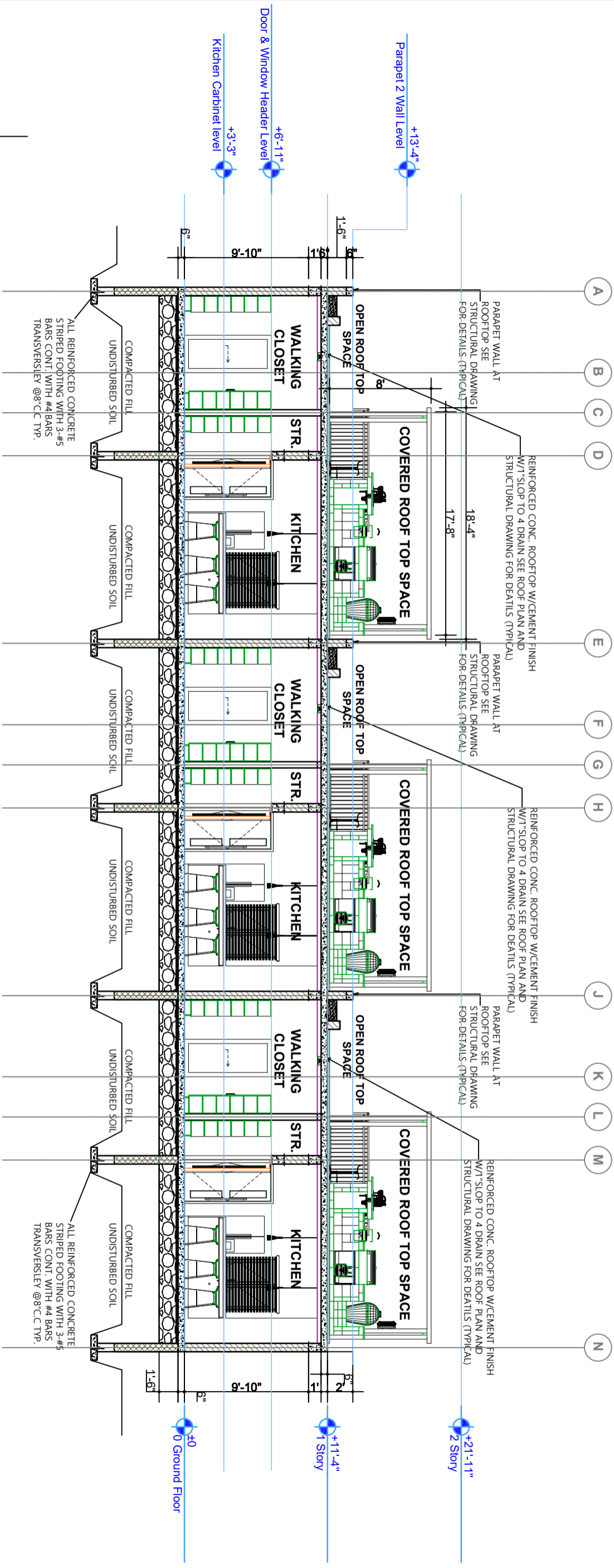
Consultant
Address
Phone
Fax
e-mail
Consultant
Address
Phone
Fax
e-mail

Milka Paul-Esteve & Wilnise Esteve-Prince
61108/ 63 Long Bay Hills, Turks and Caicos Islands

Providenciales
Turks & Caicos Islands ,B.W.I.
Cell: (649) 246-2583
Cell: (649) 342-4272
dameko.dean@gmail.com
Facebook: Conceptual Arch. & Des.

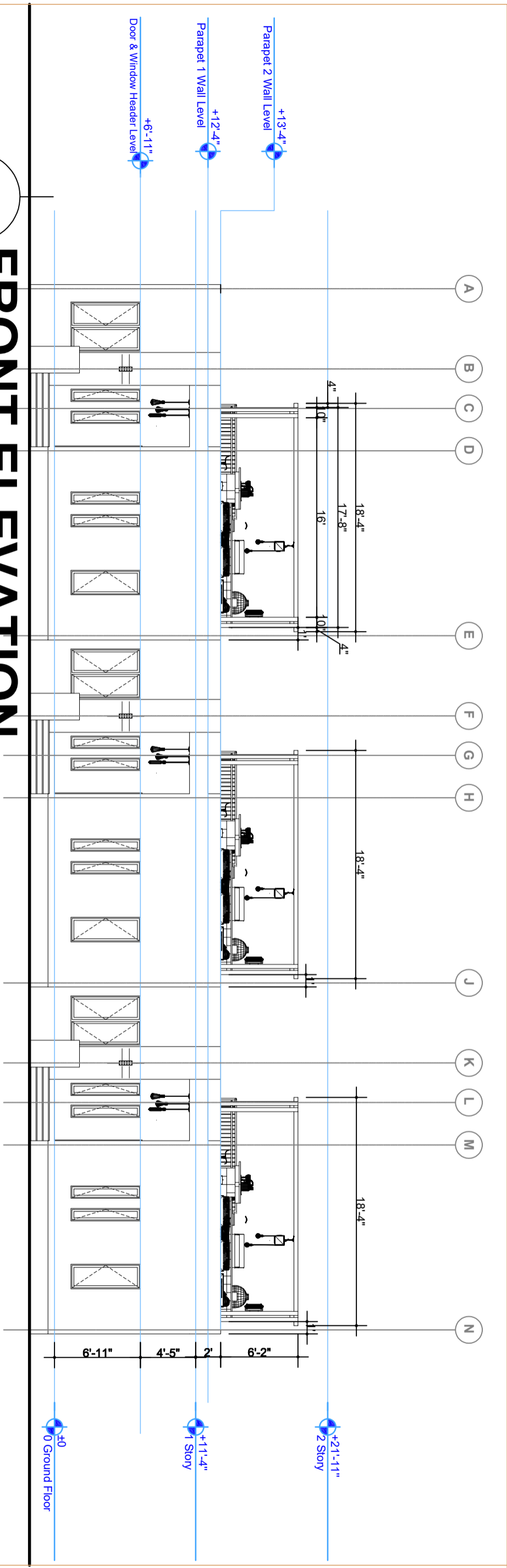


Drawn by: **DAMEKO DEAN**
Checked by: **DAMEKO DEAN**
Date: **JULY 2023**
Scale: **AS SHOWN**
Sheet Number
A-007
Project number: **DDD.01**



B-105
SECTION A-A
Scale: 1/8" = 1'-0"

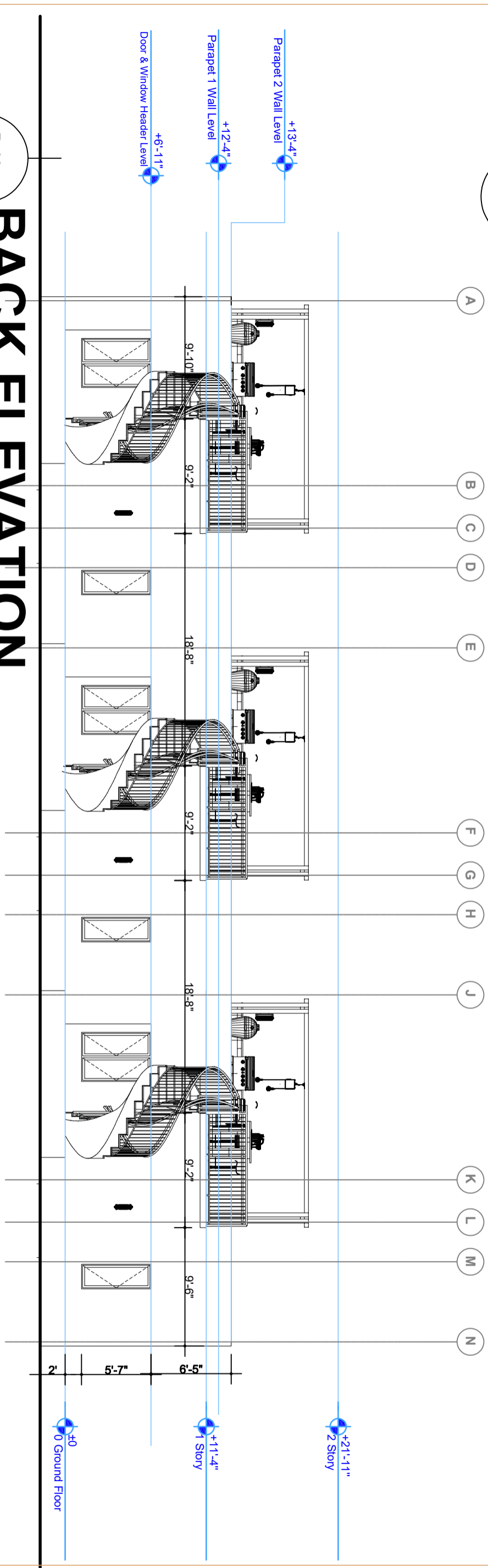
DDD.01



FRONT ELEVATION

B-106
DDD.01

Scale: 1/8" = 1'-0"



BACK ELEVATION

B-107
DDD.01

Scale: 1/8" = 1'-0"

REVISIONS		
No.	Description	Date

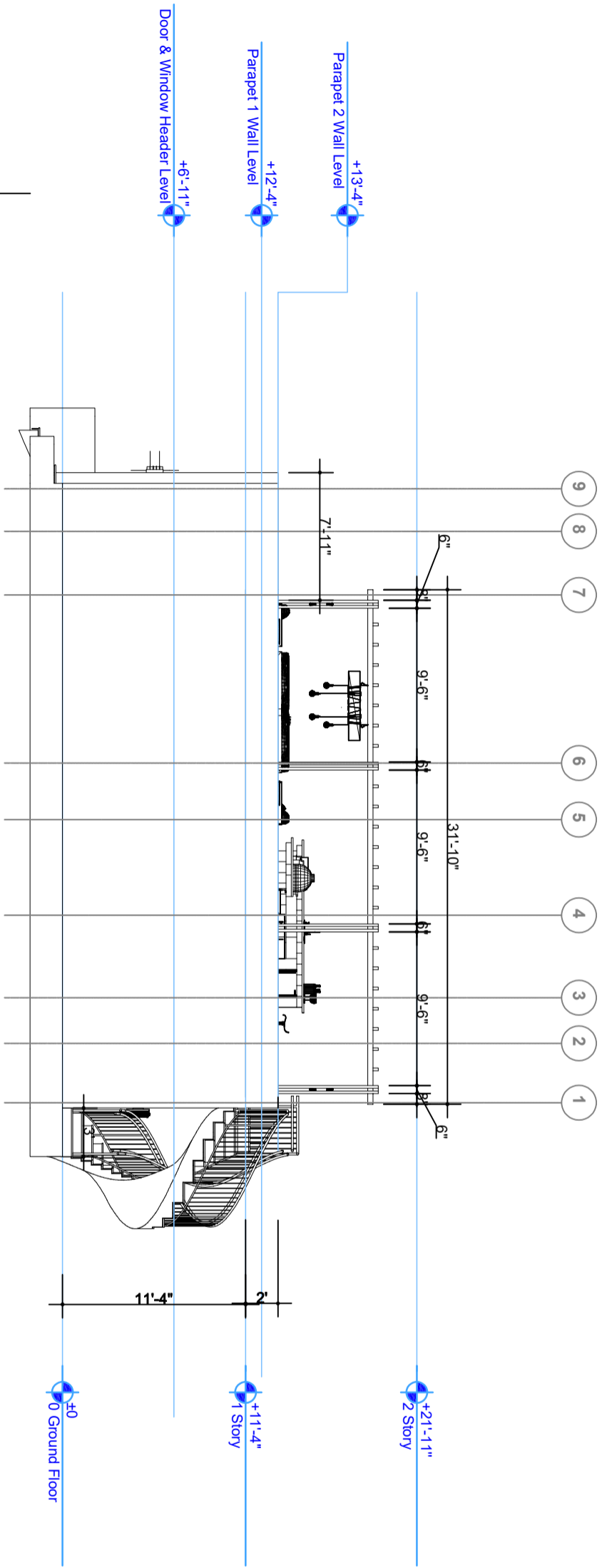
Consultant
Address
Phone
Fax
E-mail
Consultant
Address
Phone
Fax
E-mail

Milka Paul-Estevé & Wilnise Estevé-Prince
61108/ 63 Long Bay Hills, Turks and Caicos Islands

Providenciales
Turks & Caicos Islands, B.W.I.
Cell: (649) 246-2583
Cell: (649) 342-4272
dameko.dean@gmail.com
Facebook: Conceptual Arch. & Des.



Drawn by: DAMEKO DEAN
Checked by: DAMEKO DEAN
Date: JULY 2023
Scale: AS SHOWN
Sheet Number: A-008
Project number: DDD.01

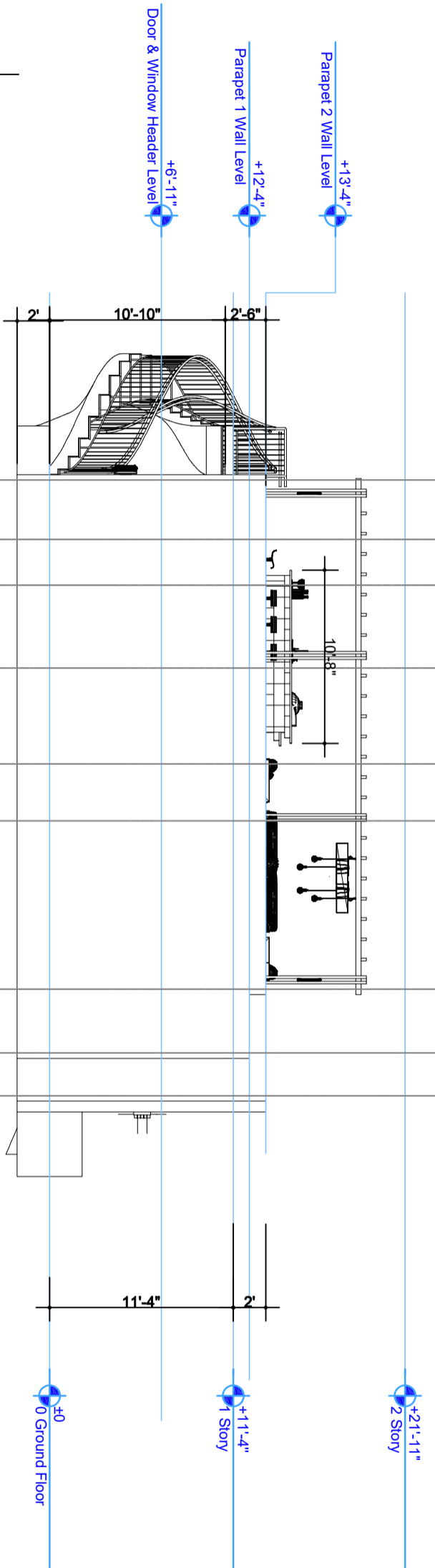


B-108
DDD.01

RIGHT ELEVATION

Scale: 1/8" = 1'-0"

- 1
- 2
- 3
- 4
- 5
- 6
- 7
- 8
- 9



B-109
DDD.01

LEFT ELEVATION

Scale: 1/8" = 1'-0"

- 1
- 2
- 3
- 4
- 5
- 6
- 7
- 8
- 9



REVISIONS		
No.	Description	Date



Consultant
Address
Phone
Fax
E-mail
Consultant
Address
Phone
Fax
E-mail

Milka Paul-Estevé & Wilnise Estevé-Prince
61108/ 63 Long Bay Hills, Turks and Caicos Islands

Providenciales
Turks & Caicos Islands, B.W.I.
Cell: (649) 246-2583
Cell: (649) 342-4272
damiko.dean@gmail.com
Facebook: Conceptual Arch. & Des.

Drawn by: **DAMIKO DEAN**
Checked by: **DAMIKO DEAN**
Date: **JULY 2023**
Scale: **AS SHOWN**
Sheet Number
A-009
Project number: **DDD.01**

The design, ideas, arrangements, and plans shown on this drawing are owned by and the property of Conceptual Architecture & Design. None of such ideas, designs, arrangements, or plans shall be used by or disclosed to any person, firm or corporation for any purpose without the written permission of Conceptual Architecture & Design. Written dimension on the drawing shall take precedence over scaled dimensions. Contractors shall verify and be responsible for all dimensions and conditions on the job and this office must be notified of any variations from the dimensions.



No.	REVISIONS	Description	Date

Consultant:
 Address:
 Phone:
 Fax:
 e-mail:
 Consultant:
 Address:
 Phone:
 Fax:
 e-mail:

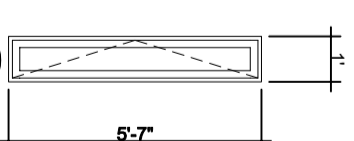
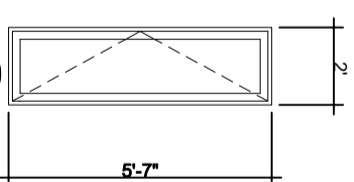
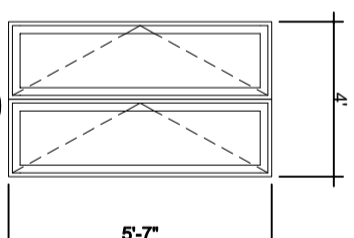
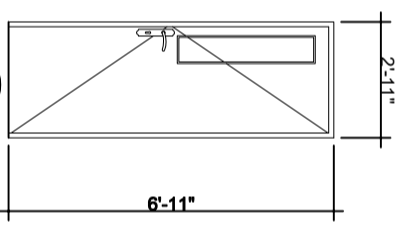
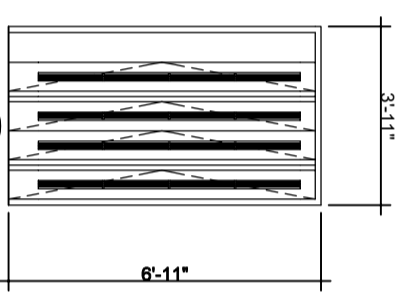
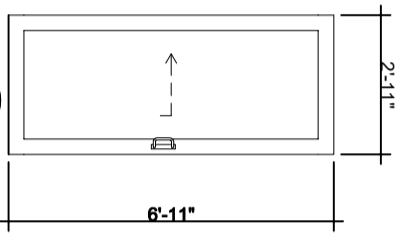
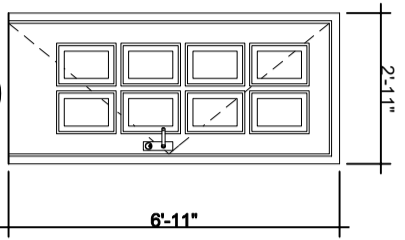
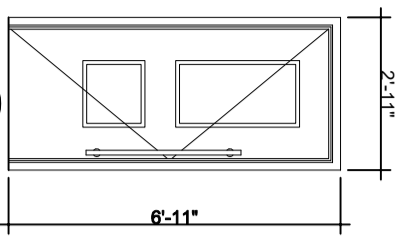
Milka Paul-Estevé & Wilnise Estevé-Prince
 61108/ 63 Long Bay Hills, Turks and Caicos Islands

Providenciales
 Turks & Caicos Islands ,B.W.I.
 Cell: (649) 248-2583
 Cell: (649) 342-4272
 dameko.dean@gmail.com
 Facebook: Conceptual Arch. & Des.



Drawn by: **DAMEKO DEAN**
 Checked by: **DAMEKO DEAN**
 Date: **JULY 2023**
 Scale: **AS SHOWN**
 Sheet Number
A-010
 Project number: DDD 01

The design, ideas, arrangements, and plans shown on this drawing are owned by and the property of Conceptual Architecture & Design. None of such ideas, designs, arrangements, or plans shall be used by or disclosed to any person, firm or corporation for any purpose without the written permission of Conceptual Architecture & Design. Written dimension on the drawing shall take precedence over scaled dimensions. Contractors shall verify and be responsible for all dimensions and conditions on the job and this office must be notified of any variations from the dimensions.



DOOR AND FRAME SCHEDULE

MARK	SWING DIRECTION	STYLE	SYM	SIZE			MATL	GLAZING	NOTES
				WD	HGT	THK			
001	SEE PLAN	SINGLE EXTERIOR SLIDING	D1	2'-11"	6'-11"		ALUM	YES	Aluminum frame glass security Door and must be electronically smart.
002	SEE PLAN	SINGLE PIVOT	D1	2'-11"	6'-11"	4"	ALUM	YES	Aluminum frame glass security Door and must be electronically smart.
003	SEE PLAN	SINGLE EXTERIOR SLIDING	D2	2'-11"	6'-11"	4"	ALUM	NO	White Aluminum frame paneled door
004	SEE PLAN	SINGLE SLIDE	D3	2'-11"	6'-11"	4"	ALUM	YES	White framed wooden mirror glass door
005	SEE PLAN	DOUBLE FOLDING	D4	3'-11"	6'-11"	4"	ALUM	NO	White painted frame wooden door
006	SEE PLAN	DOUBLE FOLDING	D4	3'-11"	6'-11"	4"	ALUM	NO	White painted frame wooden door
007	SEE PLAN	HINGED-SINGLE SWING	D5	2'-11"	6'-11"	4"	ALUM	NO	Brown painted wooden flush door

TOTAL NUMBER OF DOORS-21

WINDOW AND FRAME SCHEDULE

NUM	SWING DIRECTION	STYLE	SYM	SIZE			MATL	GLAZING	NOTES
				WD	HGT	THK			
001-002	OUTSIDE	SINGLE SWING CASEMENT	W1	4'	5'-7"	4"	ALUM	YES	Black painted aluminum coated window
003-004	OUTSIDE	SINGLE SWING CASEMENT	W2	3'	5'-7"	4"	ALUM	YES	Black painted aluminum coated window
005-008	OUTSIDE	SINGLE SWING CASEMENT	W3	1'	5'-7"	4"	ALUM	YES	Black painted aluminum coated window

TOTAL NUMBER OF DOORS-24

B-110

DDD.01

DOORS & WINDOWS SCHEDULE

SCQI : 3/8" = 1'-0"

NO.	REVISIONS	Description	Date

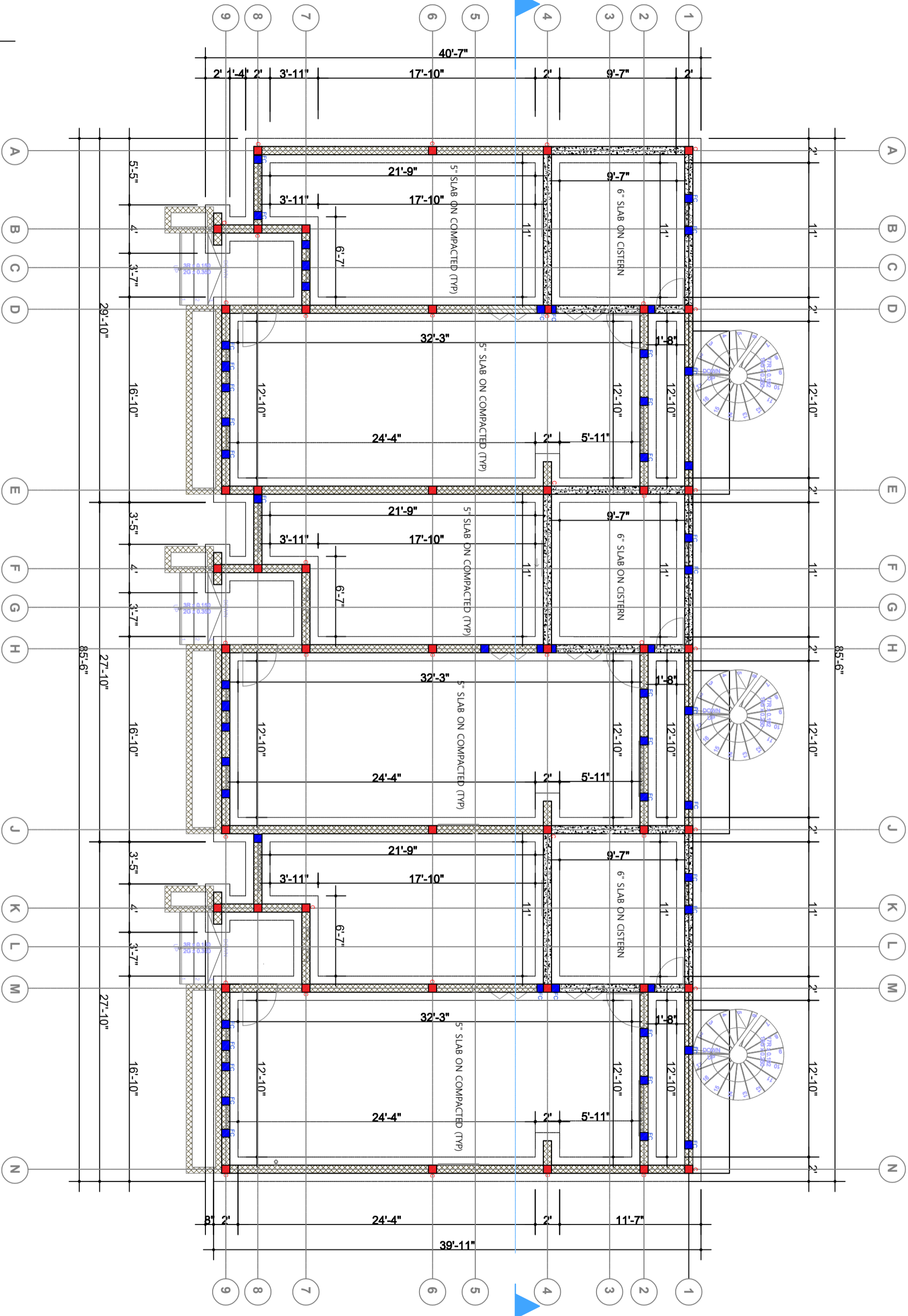
Consultant
Address
Phone
Fax
e-mail
Consultant
Address
Phone
e-mail

Milka Paul-Estevé & Wilnise Estevé-Prince
61108/ 63 Long Bay Hills, Turks and Caicos Islands

Providenciales
Turks & Caicos Islands, B.W.I.
Cell: (649) 246-2583
Cell: (649) 342-4272
dameko.dean@gmail.com
Facebook: Conceptual Arch. & Des.



Drawn by: **DAMEKO DEAN**
Checked by: **DAMEKO DEAN**
Date: **JULY 2023**
Scale: **AS SHOWN**
Sheet Number
A-011
Project number: **DDD.01**



C-101
 DDD.01
 FOUNDATION LAYOUT
 Scale: AS SHOWN
 1/8" = 1'-0"

No.	Description	Date

Milka Paul-Estevé & Wilnise Estevé-Prince
 61108/ 63 Long Bay Hills, Turks and Caicos Islands

Consultant:
 Address:
 City:
 Fax:
 e-mail:
 Address:
 City:
 Fax:
 e-mail:

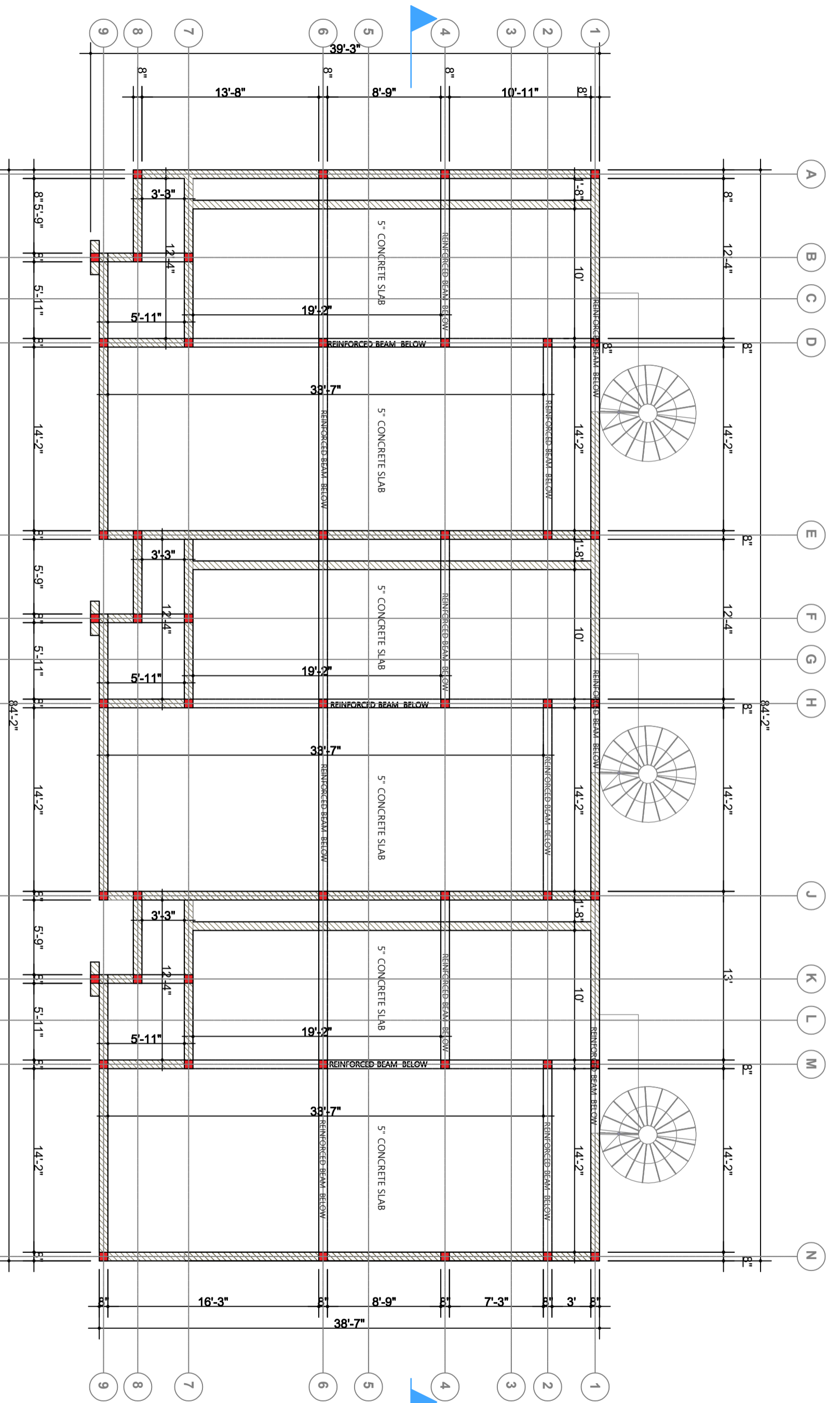
Providenciales
 Turks & Caicos Islands B.W.I.
 Cell: (649) 246-2583
 Cell: (649) 342-4272
 dameko.dean@gmail.com
 Facebook: Conceptual Arch. & Des.

Drawn by: **DAMEKO DEAN**
 Checked by: **DAMEKO DEAN**
 Date: **JULY 2023**
 Scale: **AS SHOWN**

Sheet Number: **A-012**
 Project number: **DDD.01**



The design, ideas, arrangements, and plans shown on this drawing are owned by and the property of Conceptual Architecture & Design. None of these ideas, designs, arrangements or plans shall be used by or disclosed to any person, firm or corporation for any purpose without the written permission of Conceptual Architecture & Design. Written dimension on the drawing shall take precedence over scaled dimensions. Contractors shall verify and be responsible for all dimensions and conditions on the job and this office must be notified of any variations from the dimensions.



ROOF TOP STRUCTURE

C-101
DDD.01

SCQ | $\varnothing : 1/8" = 1'-\varnothing$

REVISIONS		
No.	Description	Date

Consultant
Address
Phone
Fax
e-mail
Consultant
Address
Phone
e-mail

Milka Paul-Estevé & Wilnise Estevé-Prince
61108/ 63 Long Bay Hills, Turks and Caicos Islands

Providenciales
Turks & Caicos Islands, B.W.I.
Cell: (649) 246-2583
Cell: (649) 342-4272
dameko.dean@gmail.com
Facebook: Conceptual Arch. & Des.



Drawn by: **DAMEKO DEAN**
Checked by: **DAMEKO DEAN**
Date: **JULY 2023**
Scale: **AS SHOWN**
Sheet Number: **A-012-1**
Project number: **DDD.01**

The design, ideas, arrangements, and plans shown on this drawing are owned by and the property of Conceptual Architecture & Design. No part of this drawing shall be used by or disclosed to any person, firm or corporation for any purpose without the written permission of Conceptual Architecture & Design. Written dimension on the drawing shall take precedence over scaled dimensions. Contractors shall verify and be responsible for all dimensions and conditions on the job and this office must be notified of any variations from the dimensions.

1

CONSTRUCTION NOTES

- CO-ORDINATE ALL STRUCTURAL WORK AND DRAWINGS WITH ARCHITECTURAL, MECHANICAL AND ELECTRICAL WORK AND DRAWINGS.
- REPORT ANY DISCREPANCIES OR CONFLICTS IN DIMENSIONS AND/OR DETAILS TO THE ARCHITECT PRIOR TO COMMENCING THE WORK IN QUESTION.
- SLABS BUILDING CODE 1988 EDITION AND OTHER APPLICABLE STANDARDS AS NOTED BELOW.
- EXCAVATION AND BACKFILL WITHIN & ADJACENT TO BUILDING.
- STRIP ALL TOP SOIL FROM THE BUILDING SITE AND STOCKPILE ON SITE AS DIRECTED BY THE ARCHITECT.

- ALL SERVICES ARE TO BE VERIFIED AND LOCATED PRIOR TO EXCAVATION.
- FOOTING EXCAVATION
- ALL FOOTINGS ARE TO BE FOUNDED ON UNDISTURBED SAND A MIN. 2'-0" BELOW ORIGINAL GRADE ON SITE BUT NOT LESS THAN SHOWN ON ARCHITECTURAL DRAWINGS.
- FOOTINGS ARE DESIGNED FOR A SAFE ALLOWABLE BEARING PRESSURE OF 4000 PSF.
- BEFORE TO FORMING FOOTING, EXPOSED SUB-GRADE TO BE REVIEWED BY ARCHITECT TO CONFIRM THE ALLOWABLE BEARING PRESSURE.

- PROOF SOIL ALL AREAS WHICH ARE TO RECEIVE SLAB ON GRADE AND BEYOND ALL SOFT AND OTHERWISE COMPRESSIBLE MATERIAL.
- PLACE APPROVED SEA SAND (WARTLE 1) FILL IN 8" LOOSE MEASURE DRY DENSITY.
- DIRECTLY BENEATH THE SUB-GRADE, PLACE 8" OF WARTLE COMPACTED TO 100% STANDARD PROCTOR DENSITY.

- PLACE AND COMPACT APPROVED FREE-DRAINING GRANULAR FILL IN 8" LOOSE MEASURE DRY DENSITY TO 90% OF THE FILL MATERIALS MAXIMUM STANDARD PROCTOR DRY DENSITY.
- WHEN BACKFILLING AND COMPACTING EITHER INTERIOR OR EXTERIOR FOUNDATION WALLS, THE HEIGHT DIFFERENCE OF FILL ON EITHER SIDE OF THE WALL SHALL NOT EXCEED 8".
- CAST-IN-PLACE CONCRETE AND CONCRETE REINFORCING

- ALL CONCRETE WORK INCLUDING MATERIALS, MIXING, PLACING, CURING, HOT WEATHER PROTECTION AND FORMWORK IN ACCORDANCE WITH ACI 318.1-19-99 BUILDING CODE REQUIREMENTS FOR REINFORCED CONCRETE.
- ALL CONCRETE REINFORCING INCLUDING MATERIALS, FABRICATION, DETAILING, RELEVANT ASTM STANDARDS EXCEPT AS PROVIDED IN ACI 318.
- INTERIOR SLAB-ON-GRADE SHALL CONFORM TO ACI STANDARD 302-1-99B AND EXTERIOR SLAB-ON-GRADE SHALL CONFORM TO ACI STANDARD 308-1-99B AND CONCRETE FOR BUILDINGS.

- FOLLOW ELEVATIONS SHOWN ON DRAWINGS WITH A MAXIMUM VERTICAL TOLERANCE OF ± 1/4" INCH.
- ALL EXTERIOR SLABS ARE TO RECEIVE A UTTERAL MACHINE SLOAT OR HARDWOOD FLOAT FINISH AFTER BLEED WATER HAS RETRIEVED.
- FOR FLOORS TO RECEIVE TILE TOPPING FINISHES, THE SLAB IS TO BE FINISHED TO A SMOOTH, UNIFORM SURFACE FINISH. DO NOT OVER-TROWEL TO CREATE A DENSE COMPACT SURFACE.
- ALL SLAB-ON-GRADE SHALL BE FREE OF ALL CHATTER MARKS, RIDGES AND DEPRESSIONS.
- ALL INTERIOR SLABS TO RECEIVE A FINAL STEEL TROWEL FINISH UNLESS NOTED OTHERWISE.
- TYPICAL SLAB-ON-GRADE CONSTRUCTION SHALL BE 5" CONCRETE SLAB WITH 6# WAF.
- LAP WELDED WIRE FABRIC ONE FULL MESH PLUS 2".
- FOR SLAB-ON-GRADE CONSTRUCTION, SUPPORT WELDED WIRE FABRIC ON 4"x4"x3" CONCRETE BRICKS SPACED AT 4'-0" ON CENTRE EACH WAY.
- WAPUR BARRIER IS TO BE LAPPED AT JOINTS AND TURNED UP AT BARRERS AND PATCH ALL JUNCTIONS.
- PROVIDE EITHER CONSTRUCTION JOINTS OR SWAUCH CONTROL JOINTS AS (TYPICALLY AT DOORWAYS).
- SWAUCH CONTROL JOINTS ARE TO BE CUT WITHIN 24 HOURS OF POURING THE SLAB-ON-GRADE OR WHEN THE CONCRETE HAS SUFFICIENTLY CURED TO PREVENT THE LOCATION OF SLAB-ON-GRADE CONSTRUCTION JOINTS AND SWAUCH CONTROL JOINTS IN AREAS TO RECEIVE STONE TOPPING FINISH ARE TO BE CO-ORDINATED WITH STONE TOPPING CONTROL JOINTS.
- DO NOT START CONCRETE PLACING UNTIL THE ARCHITECT HAS REVIEWED AND APPROVED ALL PREPARATIONS INCLUDING FORMS, JOINTS AND REINFORCING.
- NOTIFY THE ARCHITECT AT LEAST 24 HOURS IN ADVANCE OF ANY LARGE MAJOR POUR OF CONCRETE.

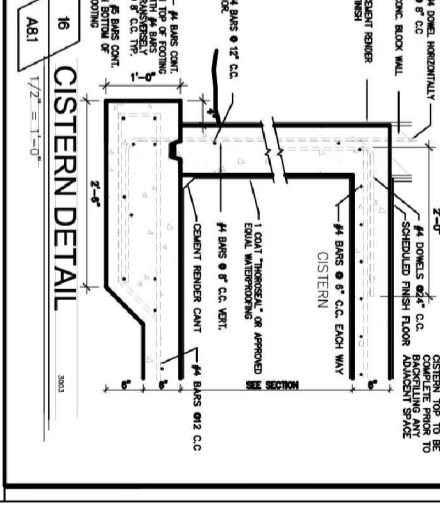
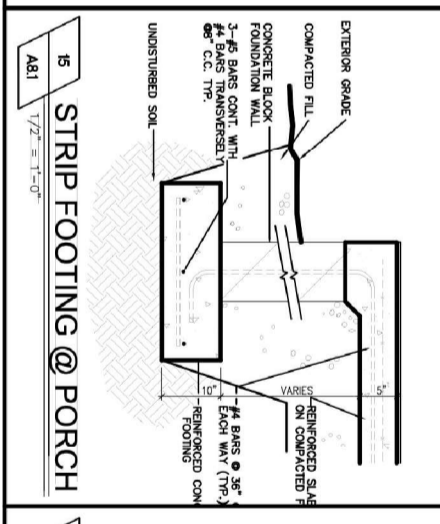
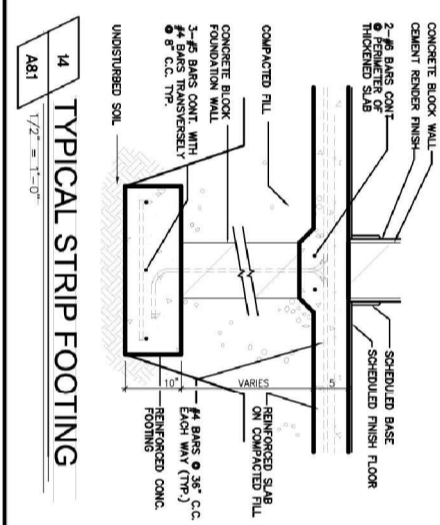
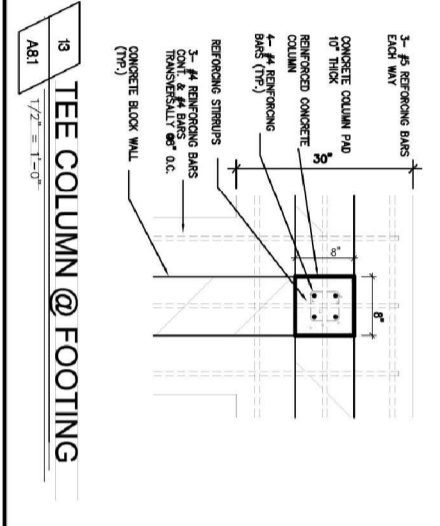
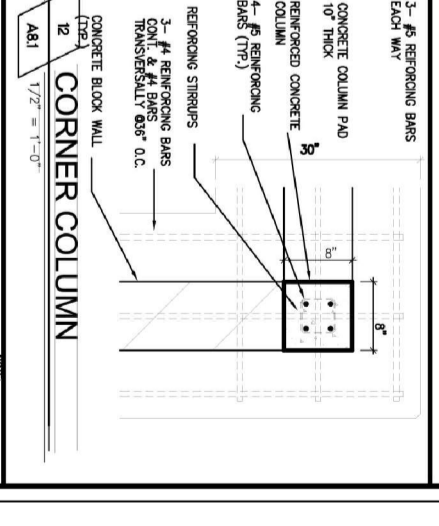
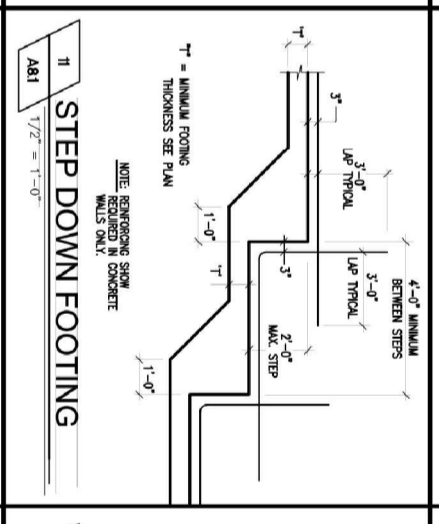
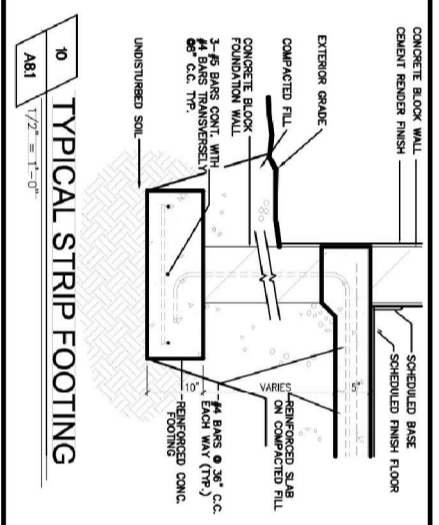
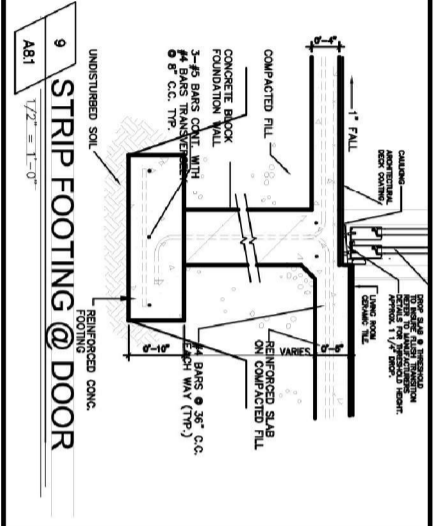
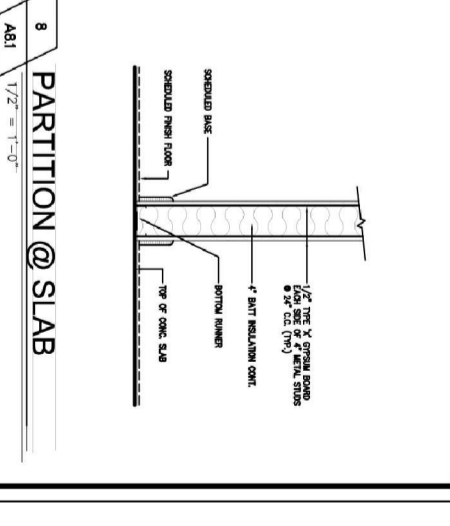
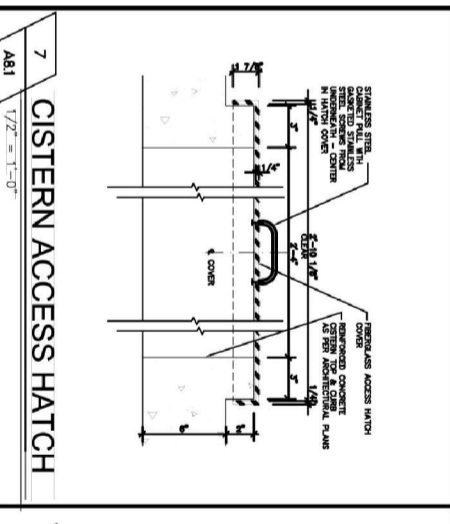
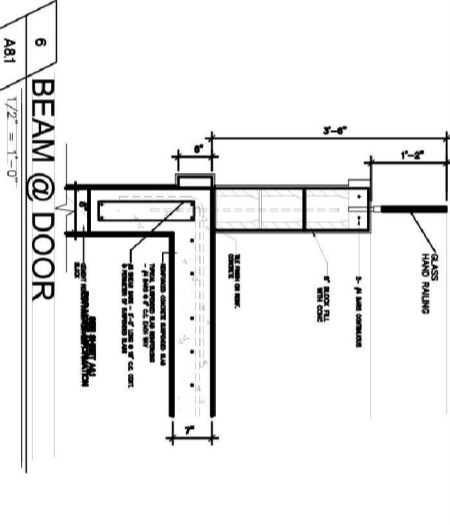
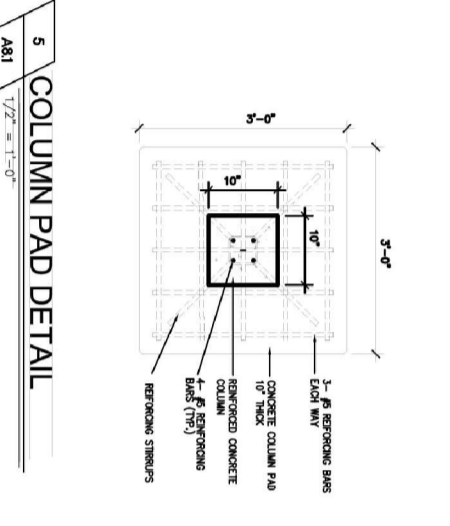
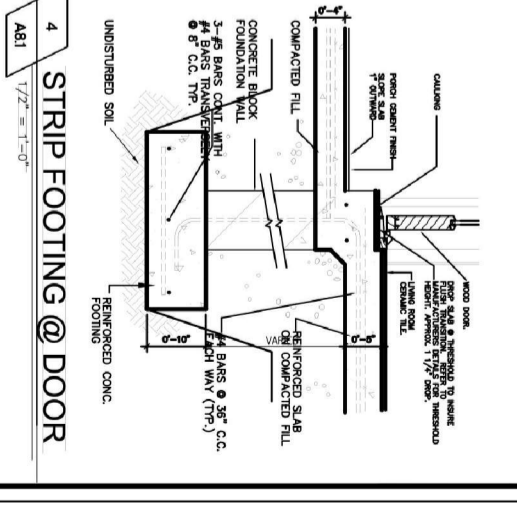
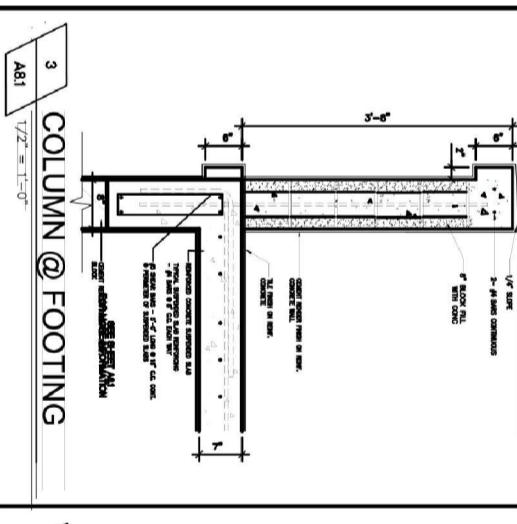
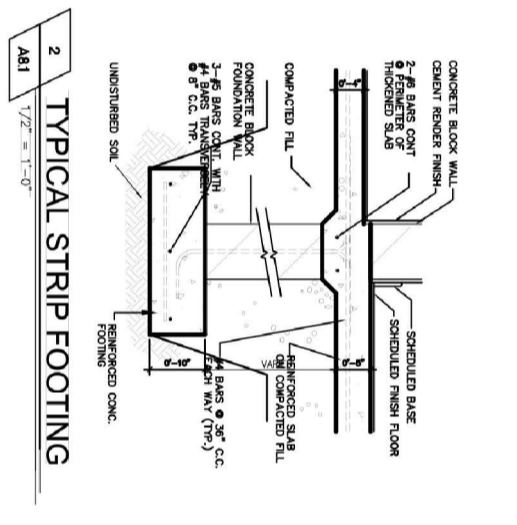
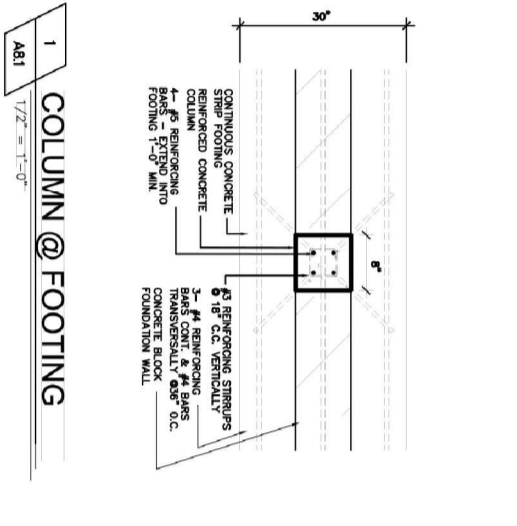
- THE COMPRESSIVE STRENGTH OF ALL CONCRETE IS TO BE DETERMINED FROM TEST CYLINDERS MADE IN ACCORDANCE WITH INDUSTRY STANDARDS. CONTACT TESTING COMPANY FOR CORRECT CYLINDER FORMING AND CURING PROCEDURES FROM THE TIME OF POURING TO THE TIME OF TESTING. REFER TO TESTING SECTION FOR REQUIRED TESTS AND NUMBER CYLINDERS.
- FOOTINGS, INTERIOR
- SLAB-ON-GRADE
- EXTERIOR SLAB-ON GRADE
- CONCRETE COLUMNS AND BEAMS

- SPECIFIED 28 DAY STRENGTH 3500 PSI.
- SPECIFIED 28 DAY STRENGTH 4000 PSI.
- SPECIFIED 28 DAY STRENGTH 4000 PSI.
- SPECIFIED 28 DAY STRENGTH 4000 PSI.

- ALL MASONRY WORK INCLUDING MATERIALS, MIXING, LAYING, WORKMANSHIP AND PROCEDURES IN ACCORDANCE WITH ACI 530-92-BUILDING CODE REQUIREMENTS FOR MASONRY STRUCTURES AND CLERK PART 2 SECTION 4-STRUCTURAL.
- CONCRETE MASONRY UNITS TO HAVE A UNIT COMPRESSIVE STRENGTH OF 11.3 MPa.
- CONCRETE MASONRY UNITS TO HAVE A UNIT COMPRESSIVE STRENGTH OF 11.3 MPa.
- PROVIDE CONTINUOUS HOT DP GALVANIZED LADDER TYPE MASONRY REINFORCING AT 18" ON CENTRE VERTICAL FOR ALL EXTERIOR SINGLE WALLS. MASONRY REINFORCING TO BE PLACED IN THE MIDDLE OF THE COURSE AND TO BE OVERLAPPED WITH LADDER REINFORCING THROUGH ALL COLUMNS AND INTO SHER WALLS.

- 13 TEE COLUMN @ FOOTING
- 14 TYPICAL STRIP FOOTING
- 15 STRIP FOOTING @ PORCH
- 16 CISTERN DETAIL

2



REVISIONS

No.	Description	Date

Consultant
Address
City
State
Zip
Phone
Fax
e-mail

Milka Paul-Estevé & Wilnise Estevé-Prince
61108/ 63 Long Bay Hills, Turks and Caicos Islands

Providentiales
Turks & Caicos Islands B.W.I.
Cell: (649) 246-2583
Cell: (649) 342-4272
dameko.dean@gmail.com
Facebook: Conceptual Arch. & Des.

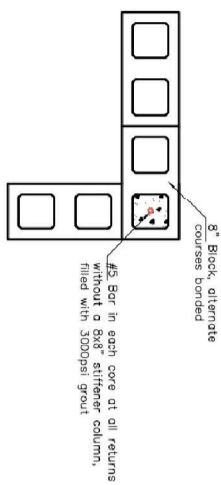


Drawn by: **DAMEKO DEAN**
Checked by: **DAMEKO DEAN**
Date: **JULY 2023**
Scale: **AS SHOWN**
Sheet Number
Project number: **DDD0.01**

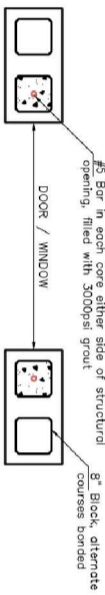
A-013

The design, ideas, arrangements, and plans shown on this drawing are owned by and the property of Conceptual Architecture & Design. None of such ideas, designs, arrangements or plans shall be used by or disclosed by any person, firm or corporation for any purpose without the written permission of Conceptual Architecture & Design written dimension on the drawing shall take precedence over any scaled dimensions. Contractors shall verify and be responsible for all dimensions and conditions on the job and this office must be notified of any variations from the dimensions.

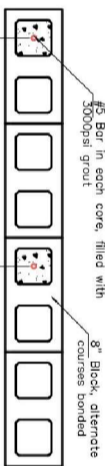
1 2 3 4 5 6



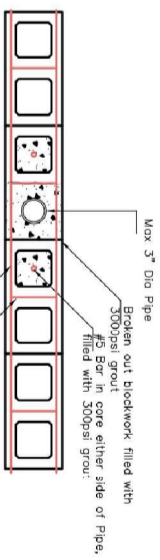
BLOCKWORK WALL RETURN



BLOCKWORK WALL PANEL OPENING

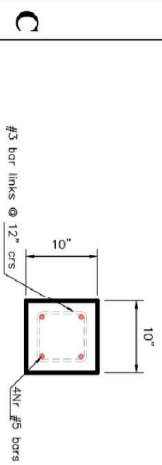


BLOCKWORK WALL PANEL

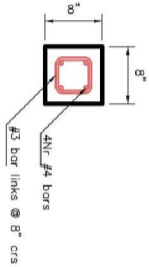


3" PIPE / RWL IN BLOCKWORK WALL PANEL

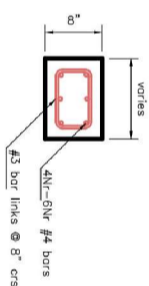
BLOCKWORK FILLED CORES - GENERAL DETAILS



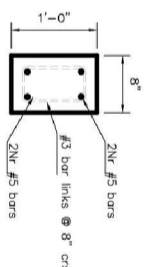
STRUCTURAL COLUMN C1



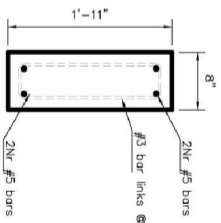
TYPICAL STIFFENER COLUMN - SC



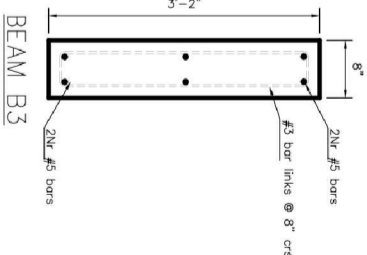
STIFFENER COLUMN - SC1



BEAM B1

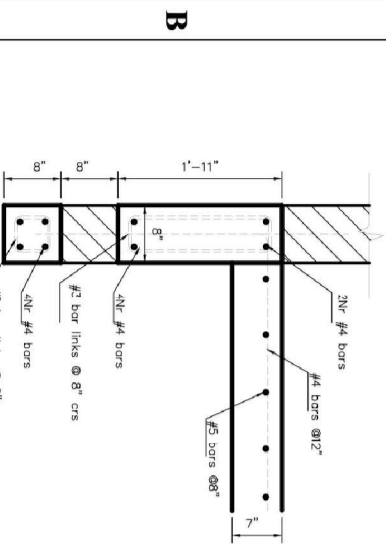


TYPICAL RING BEAM

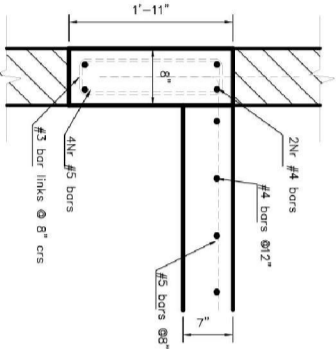


BEAM B2

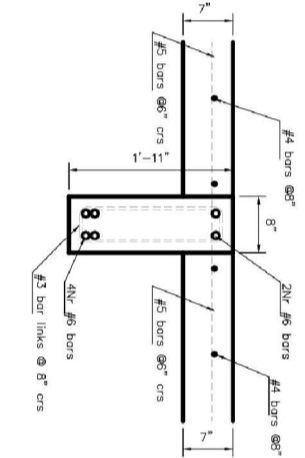
BEAM B3



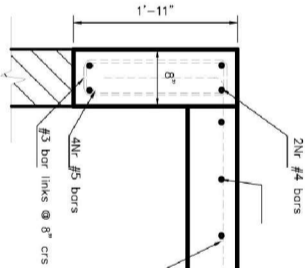
BEAM 1



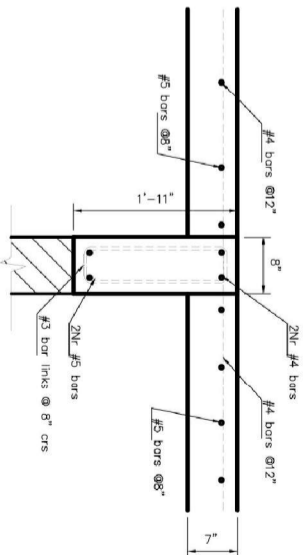
BEAM 2



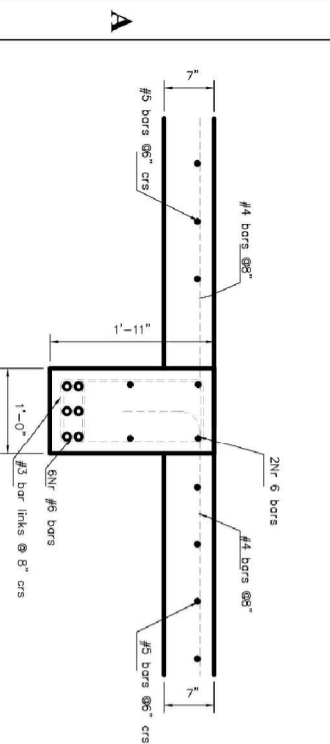
BEAM 3



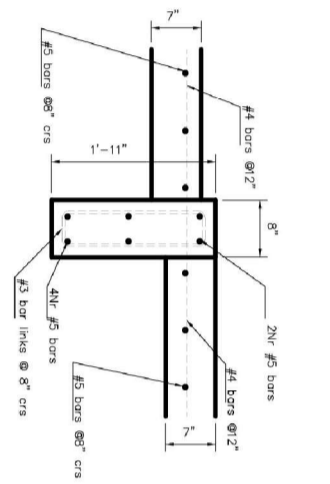
BEAM 4



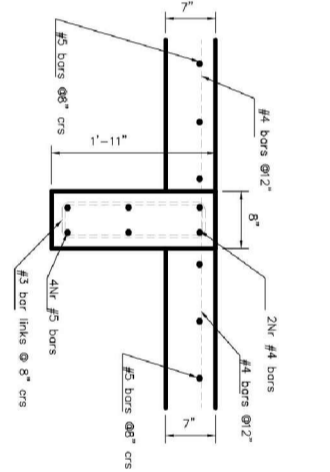
BEAM 5



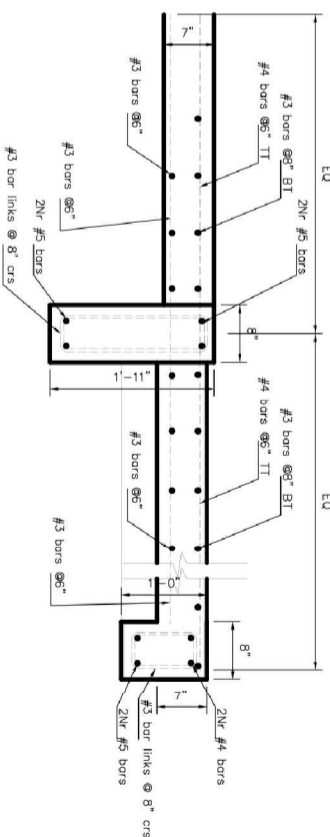
BEAM 6



BEAM 7



BEAM 8



BEAM 9

NO.	REVISIONS	Description	Date

Consultant
Address
Phone
Fax
email
Consultant
Address
Phone
Fax
email



Providenciales
Turks & Caicos Islands, B.W.I.
Cell: (649) 246-2583
Cell: (649) 342-4272
dameko.dean@gmail.com
Facebook: Conceptual Arch. & Des.

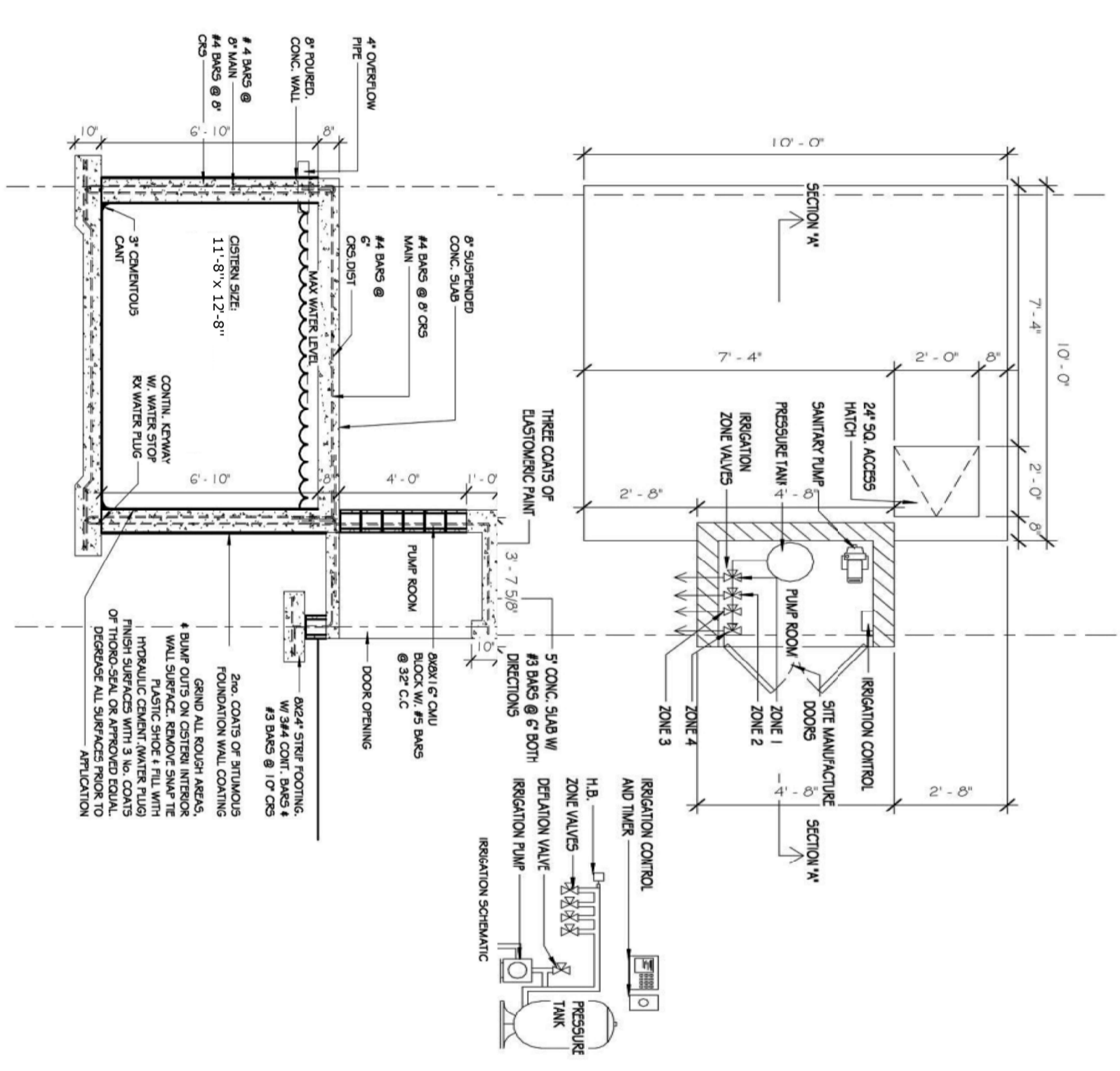
Milka Paul-Estevé & Wilnise Estevé-Prince
61108/ 63 Long Bay Hills, Turks and Caicos Islands

Drawn by: DAMEKO DEAN
Checked by: DAMEKO DEAN
Date: JULY 2023
Scale: AS SHOWN
Sheet Number
Project Number: DDD 01

A-014

The design, ideas, arrangements, and plans shown on this drawing are owned by and the property of Conceptual Architecture & Design. None of such ideas, designs, arrangements or plans shall be used by or disclosed to any person, firm or corporation for any purpose without the written permission of Conceptual Architecture & Design. Written dimension on the drawing shall take precedence over scaled dimensions. Contractors shall verify and be responsible for all dimensions and conditions on the job and this office must be notified of any variations from the dimensions.

1 CISTERN
3/8" = 1'-0"



REVISIONS		
No.	Description	Date

Consultant
Address
Address
Phone
Phone
Fax
Fax
E-mail
E-mail
Address
Address
Phone
Phone
Fax
Fax
E-mail
E-mail

Milka Paul-Estevé & Wilnise Estevé-Prince
61108/ 63 Long Bay Hills, Turks and Caicos Islands

Providenciales
Turks & Caicos Islands, B.W.I.
Cell: (649) 246-2583
Cell: (649) 342-4272
dameko.dean@gmail.com
Facebook: Conceptual Arch. & Des.



Drawn by: **DAMEKO DEAN**
Checked by: **DAMEKO DEAN**
Date: **JULY 2023**
Scale: **AS SHOWN**
Sheet Number
A-015
Project number: DDD 01

The design, ideas, arrangements, and plans shown on this drawing are owned by and the property of Conceptual Architecture & Design. None of such ideas, designs, arrangements or plans shall be used by or disclosed to any person, firm or corporation for any purpose without the written permission of Conceptual Architecture & Design. Written dimension on the drawing shall take precedence over scaled dimensions. Contractors shall verify and be responsible for all dimensions and conditions on the job and this office must be notified of any variations from the dimensions.

CEILING MOUNTED LIGHT FIXTURE
LOCATION:
RECESSED LIGHT FIXTURE
LOCATION:
WALL MOUNTED RECESSED LIGHT FIXTURE
LOCATION:
SPOT LIGHT
LOCATION:
WALL SPONGE LIGHT FIXTURE
LOCATION:
WALL MOUNTED SECURITY LIGHT w/ MOTION DETECTOR & PHOTOCELL
CORNER UNLESS NOTED OTHERWISE
110 VOLT DUPLEX RECEPTACLE - 16" A.F.F.
ON ATTACHED SKETCHES
GROUND FAULT CIRCUIT INTERRUPTER
USE NEAR SINKS IN KITCHEN/BATH
110 VOLT DUPLEX RECEPTACLE - 16" A.F.F.
WEATHER PROOF
110 VOLT DUPLEX RECEPTACLE - 16" A.F.F.
DUPLX ON SEPARATE CIRCUITS
110 VOLT DUPLEX RECEPTACLE - 16" A.F.F.
QUAD PLUG CONFIGURATION
110 VOLT DUPLEX RECEPTACLE
SURFACE MOUNTED ON FLOOR
220 VOLT RECEPTACLE
COMPUTER OUTLET
TELEPHONE JACK
FAX OUTLET
TELEVISION OUTLET
PUSH SWITCH (DOOR BELL)
DOOR BELL @ 98" AFF
SMOKE DETECTOR / ALARM
MOTION DETECTOR
THERMOSTAT
LIGHT SWITCH @ 54" AFF
TRIPLE POLE LIGHT SWITCH @ 54" AFF
FAN SWITCH OR RHEOSTAT @ 54" AFF
REACTOR CONTROLLED SWITCH @ 54" AFF
DIMMER SWITCH @ 54" AFF

CEILING MOUNTED LIGHT FIXTURE
LOCATION:
WALL MOUNTED RECESSED LIGHT FIXTURE
LOCATION:
SPOT LIGHT
LOCATION:
WALL SPONGE LIGHT FIXTURE
LOCATION:
WALL MOUNTED SECURITY LIGHT w/ MOTION DETECTOR & PHOTOCELL
CORNER UNLESS NOTED OTHERWISE
110 VOLT DUPLEX RECEPTACLE - 16" A.F.F.
ON ATTACHED SKETCHES
GROUND FAULT CIRCUIT INTERRUPTER
USE NEAR SINKS IN KITCHEN/BATH
110 VOLT DUPLEX RECEPTACLE - 16" A.F.F.
WEATHER PROOF
110 VOLT DUPLEX RECEPTACLE - 16" A.F.F.
DUPLX ON SEPARATE CIRCUITS
110 VOLT DUPLEX RECEPTACLE - 16" A.F.F.
QUAD PLUG CONFIGURATION
110 VOLT DUPLEX RECEPTACLE
SURFACE MOUNTED ON FLOOR
220 VOLT RECEPTACLE
COMPUTER OUTLET
TELEPHONE JACK
FAX OUTLET
TELEVISION OUTLET
PUSH SWITCH (DOOR BELL)
DOOR BELL @ 98" AFF
SMOKE DETECTOR / ALARM
MOTION DETECTOR
THERMOSTAT
LIGHT SWITCH @ 54" AFF
TRIPLE POLE LIGHT SWITCH @ 54" AFF
FAN SWITCH OR RHEOSTAT @ 54" AFF
REACTOR CONTROLLED SWITCH @ 54" AFF
DIMMER SWITCH @ 54" AFF

CEILING MOUNTED LIGHT FIXTURE
LOCATION:
WALL MOUNTED RECESSED LIGHT FIXTURE
LOCATION:
SPOT LIGHT
LOCATION:
WALL SPONGE LIGHT FIXTURE
LOCATION:
WALL MOUNTED SECURITY LIGHT w/ MOTION DETECTOR & PHOTOCELL
CORNER UNLESS NOTED OTHERWISE
110 VOLT DUPLEX RECEPTACLE - 16" A.F.F.
ON ATTACHED SKETCHES
GROUND FAULT CIRCUIT INTERRUPTER
USE NEAR SINKS IN KITCHEN/BATH
110 VOLT DUPLEX RECEPTACLE - 16" A.F.F.
WEATHER PROOF
110 VOLT DUPLEX RECEPTACLE - 16" A.F.F.
DUPLX ON SEPARATE CIRCUITS
110 VOLT DUPLEX RECEPTACLE - 16" A.F.F.
QUAD PLUG CONFIGURATION
110 VOLT DUPLEX RECEPTACLE
SURFACE MOUNTED ON FLOOR
220 VOLT RECEPTACLE
COMPUTER OUTLET
TELEPHONE JACK
FAX OUTLET
TELEVISION OUTLET
PUSH SWITCH (DOOR BELL)
DOOR BELL @ 98" AFF
SMOKE DETECTOR / ALARM
MOTION DETECTOR
THERMOSTAT
LIGHT SWITCH @ 54" AFF
TRIPLE POLE LIGHT SWITCH @ 54" AFF
FAN SWITCH OR RHEOSTAT @ 54" AFF
REACTOR CONTROLLED SWITCH @ 54" AFF
DIMMER SWITCH @ 54" AFF

CEILING MOUNTED LIGHT FIXTURE
LOCATION:
WALL MOUNTED RECESSED LIGHT FIXTURE
LOCATION:
SPOT LIGHT
LOCATION:
WALL SPONGE LIGHT FIXTURE
LOCATION:
WALL MOUNTED SECURITY LIGHT w/ MOTION DETECTOR & PHOTOCELL
CORNER UNLESS NOTED OTHERWISE
110 VOLT DUPLEX RECEPTACLE - 16" A.F.F.
ON ATTACHED SKETCHES
GROUND FAULT CIRCUIT INTERRUPTER
USE NEAR SINKS IN KITCHEN/BATH
110 VOLT DUPLEX RECEPTACLE - 16" A.F.F.
WEATHER PROOF
110 VOLT DUPLEX RECEPTACLE - 16" A.F.F.
DUPLX ON SEPARATE CIRCUITS
110 VOLT DUPLEX RECEPTACLE - 16" A.F.F.
QUAD PLUG CONFIGURATION
110 VOLT DUPLEX RECEPTACLE
SURFACE MOUNTED ON FLOOR
220 VOLT RECEPTACLE
COMPUTER OUTLET
TELEPHONE JACK
FAX OUTLET
TELEVISION OUTLET
PUSH SWITCH (DOOR BELL)
DOOR BELL @ 98" AFF
SMOKE DETECTOR / ALARM
MOTION DETECTOR
THERMOSTAT
LIGHT SWITCH @ 54" AFF
TRIPLE POLE LIGHT SWITCH @ 54" AFF
FAN SWITCH OR RHEOSTAT @ 54" AFF
REACTOR CONTROLLED SWITCH @ 54" AFF
DIMMER SWITCH @ 54" AFF

CEILING MOUNTED LIGHT FIXTURE
LOCATION:
WALL MOUNTED RECESSED LIGHT FIXTURE
LOCATION:
SPOT LIGHT
LOCATION:
WALL SPONGE LIGHT FIXTURE
LOCATION:
WALL MOUNTED SECURITY LIGHT w/ MOTION DETECTOR & PHOTOCELL
CORNER UNLESS NOTED OTHERWISE
110 VOLT DUPLEX RECEPTACLE - 16" A.F.F.
ON ATTACHED SKETCHES
GROUND FAULT CIRCUIT INTERRUPTER
USE NEAR SINKS IN KITCHEN/BATH
110 VOLT DUPLEX RECEPTACLE - 16" A.F.F.
WEATHER PROOF
110 VOLT DUPLEX RECEPTACLE - 16" A.F.F.
DUPLX ON SEPARATE CIRCUITS
110 VOLT DUPLEX RECEPTACLE - 16" A.F.F.
QUAD PLUG CONFIGURATION
110 VOLT DUPLEX RECEPTACLE
SURFACE MOUNTED ON FLOOR
220 VOLT RECEPTACLE
COMPUTER OUTLET
TELEPHONE JACK
FAX OUTLET
TELEVISION OUTLET
PUSH SWITCH (DOOR BELL)
DOOR BELL @ 98" AFF
SMOKE DETECTOR / ALARM
MOTION DETECTOR
THERMOSTAT
LIGHT SWITCH @ 54" AFF
TRIPLE POLE LIGHT SWITCH @ 54" AFF
FAN SWITCH OR RHEOSTAT @ 54" AFF
REACTOR CONTROLLED SWITCH @ 54" AFF
DIMMER SWITCH @ 54" AFF

CEILING MOUNTED LIGHT FIXTURE
LOCATION:
WALL MOUNTED RECESSED LIGHT FIXTURE
LOCATION:
SPOT LIGHT
LOCATION:
WALL SPONGE LIGHT FIXTURE
LOCATION:
WALL MOUNTED SECURITY LIGHT w/ MOTION DETECTOR & PHOTOCELL
CORNER UNLESS NOTED OTHERWISE
110 VOLT DUPLEX RECEPTACLE - 16" A.F.F.
ON ATTACHED SKETCHES
GROUND FAULT CIRCUIT INTERRUPTER
USE NEAR SINKS IN KITCHEN/BATH
110 VOLT DUPLEX RECEPTACLE - 16" A.F.F.
WEATHER PROOF
110 VOLT DUPLEX RECEPTACLE - 16" A.F.F.
DUPLX ON SEPARATE CIRCUITS
110 VOLT DUPLEX RECEPTACLE - 16" A.F.F.
QUAD PLUG CONFIGURATION
110 VOLT DUPLEX RECEPTACLE
SURFACE MOUNTED ON FLOOR
220 VOLT RECEPTACLE
COMPUTER OUTLET
TELEPHONE JACK
FAX OUTLET
TELEVISION OUTLET
PUSH SWITCH (DOOR BELL)
DOOR BELL @ 98" AFF
SMOKE DETECTOR / ALARM
MOTION DETECTOR
THERMOSTAT
LIGHT SWITCH @ 54" AFF
TRIPLE POLE LIGHT SWITCH @ 54" AFF
FAN SWITCH OR RHEOSTAT @ 54" AFF
REACTOR CONTROLLED SWITCH @ 54" AFF
DIMMER SWITCH @ 54" AFF

CEILING MOUNTED LIGHT FIXTURE
LOCATION:
WALL MOUNTED RECESSED LIGHT FIXTURE
LOCATION:
SPOT LIGHT
LOCATION:
WALL SPONGE LIGHT FIXTURE
LOCATION:
WALL MOUNTED SECURITY LIGHT w/ MOTION DETECTOR & PHOTOCELL
CORNER UNLESS NOTED OTHERWISE
110 VOLT DUPLEX RECEPTACLE - 16" A.F.F.
ON ATTACHED SKETCHES
GROUND FAULT CIRCUIT INTERRUPTER
USE NEAR SINKS IN KITCHEN/BATH
110 VOLT DUPLEX RECEPTACLE - 16" A.F.F.
WEATHER PROOF
110 VOLT DUPLEX RECEPTACLE - 16" A.F.F.
DUPLX ON SEPARATE CIRCUITS
110 VOLT DUPLEX RECEPTACLE - 16" A.F.F.
QUAD PLUG CONFIGURATION
110 VOLT DUPLEX RECEPTACLE
SURFACE MOUNTED ON FLOOR
220 VOLT RECEPTACLE
COMPUTER OUTLET
TELEPHONE JACK
FAX OUTLET
TELEVISION OUTLET
PUSH SWITCH (DOOR BELL)
DOOR BELL @ 98" AFF
SMOKE DETECTOR / ALARM
MOTION DETECTOR
THERMOSTAT
LIGHT SWITCH @ 54" AFF
TRIPLE POLE LIGHT SWITCH @ 54" AFF
FAN SWITCH OR RHEOSTAT @ 54" AFF
REACTOR CONTROLLED SWITCH @ 54" AFF
DIMMER SWITCH @ 54" AFF

CEILING MOUNTED LIGHT FIXTURE
LOCATION:
WALL MOUNTED RECESSED LIGHT FIXTURE
LOCATION:
SPOT LIGHT
LOCATION:
WALL SPONGE LIGHT FIXTURE
LOCATION:
WALL MOUNTED SECURITY LIGHT w/ MOTION DETECTOR & PHOTOCELL
CORNER UNLESS NOTED OTHERWISE
110 VOLT DUPLEX RECEPTACLE - 16" A.F.F.
ON ATTACHED SKETCHES
GROUND FAULT CIRCUIT INTERRUPTER
USE NEAR SINKS IN KITCHEN/BATH
110 VOLT DUPLEX RECEPTACLE - 16" A.F.F.
WEATHER PROOF
110 VOLT DUPLEX RECEPTACLE - 16" A.F.F.
DUPLX ON SEPARATE CIRCUITS
110 VOLT DUPLEX RECEPTACLE - 16" A.F.F.
QUAD PLUG CONFIGURATION
110 VOLT DUPLEX RECEPTACLE
SURFACE MOUNTED ON FLOOR
220 VOLT RECEPTACLE
COMPUTER OUTLET
TELEPHONE JACK
FAX OUTLET
TELEVISION OUTLET
PUSH SWITCH (DOOR BELL)
DOOR BELL @ 98" AFF
SMOKE DETECTOR / ALARM
MOTION DETECTOR
THERMOSTAT
LIGHT SWITCH @ 54" AFF
TRIPLE POLE LIGHT SWITCH @ 54" AFF
FAN SWITCH OR RHEOSTAT @ 54" AFF
REACTOR CONTROLLED SWITCH @ 54" AFF
DIMMER SWITCH @ 54" AFF

CEILING MOUNTED LIGHT FIXTURE
LOCATION:
WALL MOUNTED RECESSED LIGHT FIXTURE
LOCATION:
SPOT LIGHT
LOCATION:
WALL SPONGE LIGHT FIXTURE
LOCATION:
WALL MOUNTED SECURITY LIGHT w/ MOTION DETECTOR & PHOTOCELL
CORNER UNLESS NOTED OTHERWISE
110 VOLT DUPLEX RECEPTACLE - 16" A.F.F.
ON ATTACHED SKETCHES
GROUND FAULT CIRCUIT INTERRUPTER
USE NEAR SINKS IN KITCHEN/BATH
110 VOLT DUPLEX RECEPTACLE - 16" A.F.F.
WEATHER PROOF
110 VOLT DUPLEX RECEPTACLE - 16" A.F.F.
DUPLX ON SEPARATE CIRCUITS
110 VOLT DUPLEX RECEPTACLE - 16" A.F.F.
QUAD PLUG CONFIGURATION
110 VOLT DUPLEX RECEPTACLE
SURFACE MOUNTED ON FLOOR
220 VOLT RECEPTACLE
COMPUTER OUTLET
TELEPHONE JACK
FAX OUTLET
TELEVISION OUTLET
PUSH SWITCH (DOOR BELL)
DOOR BELL @ 98" AFF
SMOKE DETECTOR / ALARM
MOTION DETECTOR
THERMOSTAT
LIGHT SWITCH @ 54" AFF
TRIPLE POLE LIGHT SWITCH @ 54" AFF
FAN SWITCH OR RHEOSTAT @ 54" AFF
REACTOR CONTROLLED SWITCH @ 54" AFF
DIMMER SWITCH @ 54" AFF

CEILING MOUNTED LIGHT FIXTURE
LOCATION:
WALL MOUNTED RECESSED LIGHT FIXTURE
LOCATION:
SPOT LIGHT
LOCATION:
WALL SPONGE LIGHT FIXTURE
LOCATION:
WALL MOUNTED SECURITY LIGHT w/ MOTION DETECTOR & PHOTOCELL
CORNER UNLESS NOTED OTHERWISE
110 VOLT DUPLEX RECEPTACLE - 16" A.F.F.
ON ATTACHED SKETCHES
GROUND FAULT CIRCUIT INTERRUPTER
USE NEAR SINKS IN KITCHEN/BATH
110 VOLT DUPLEX RECEPTACLE - 16" A.F.F.
WEATHER PROOF
110 VOLT DUPLEX RECEPTACLE - 16" A.F.F.
DUPLX ON SEPARATE CIRCUITS
110 VOLT DUPLEX RECEPTACLE - 16" A.F.F.
QUAD PLUG CONFIGURATION
110 VOLT DUPLEX RECEPTACLE
SURFACE MOUNTED ON FLOOR
220 VOLT RECEPTACLE
COMPUTER OUTLET
TELEPHONE JACK
FAX OUTLET
TELEVISION OUTLET
PUSH SWITCH (DOOR BELL)
DOOR BELL @ 98" AFF
SMOKE DETECTOR / ALARM
MOTION DETECTOR
THERMOSTAT
LIGHT SWITCH @ 54" AFF
TRIPLE POLE LIGHT SWITCH @ 54" AFF
FAN SWITCH OR RHEOSTAT @ 54" AFF
REACTOR CONTROLLED SWITCH @ 54" AFF
DIMMER SWITCH @ 54" AFF

CEILING MOUNTED LIGHT FIXTURE
LOCATION:
WALL MOUNTED RECESSED LIGHT FIXTURE
LOCATION:
SPOT LIGHT
LOCATION:
WALL SPONGE LIGHT FIXTURE
LOCATION:
WALL MOUNTED SECURITY LIGHT w/ MOTION DETECTOR & PHOTOCELL
CORNER UNLESS NOTED OTHERWISE
110 VOLT DUPLEX RECEPTACLE - 16" A.F.F.
ON ATTACHED SKETCHES
GROUND FAULT CIRCUIT INTERRUPTER
USE NEAR SINKS IN KITCHEN/BATH
110 VOLT DUPLEX RECEPTACLE - 16" A.F.F.
WEATHER PROOF
110 VOLT DUPLEX RECEPTACLE - 16" A.F.F.
DUPLX ON SEPARATE CIRCUITS
110 VOLT DUPLEX RECEPTACLE - 16" A.F.F.
QUAD PLUG CONFIGURATION
110 VOLT DUPLEX RECEPTACLE
SURFACE MOUNTED ON FLOOR
220 VOLT RECEPTACLE
COMPUTER OUTLET
TELEPHONE JACK
FAX OUTLET
TELEVISION OUTLET
PUSH SWITCH (DOOR BELL)
DOOR BELL @ 98" AFF
SMOKE DETECTOR / ALARM
MOTION DETECTOR
THERMOSTAT
LIGHT SWITCH @ 54" AFF
TRIPLE POLE LIGHT SWITCH @ 54" AFF
FAN SWITCH OR RHEOSTAT @ 54" AFF
REACTOR CONTROLLED SWITCH @ 54" AFF
DIMMER SWITCH @ 54" AFF

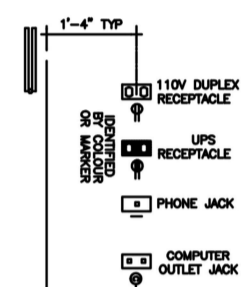
CEILING MOUNTED LIGHT FIXTURE
LOCATION:
WALL MOUNTED RECESSED LIGHT FIXTURE
LOCATION:
SPOT LIGHT
LOCATION:
WALL SPONGE LIGHT FIXTURE
LOCATION:
WALL MOUNTED SECURITY LIGHT w/ MOTION DETECTOR & PHOTOCELL
CORNER UNLESS NOTED OTHERWISE
110 VOLT DUPLEX RECEPTACLE - 16" A.F.F.
ON ATTACHED SKETCHES
GROUND FAULT CIRCUIT INTERRUPTER
USE NEAR SINKS IN KITCHEN/BATH
110 VOLT DUPLEX RECEPTACLE - 16" A.F.F.
WEATHER PROOF
110 VOLT DUPLEX RECEPTACLE - 16" A.F.F.
DUPLX ON SEPARATE CIRCUITS
110 VOLT DUPLEX RECEPTACLE - 16" A.F.F.
QUAD PLUG CONFIGURATION
110 VOLT DUPLEX RECEPTACLE
SURFACE MOUNTED ON FLOOR
220 VOLT RECEPTACLE
COMPUTER OUTLET
TELEPHONE JACK
FAX OUTLET
TELEVISION OUTLET
PUSH SWITCH (DOOR BELL)
DOOR BELL @ 98" AFF
SMOKE DETECTOR / ALARM
MOTION DETECTOR
THERMOSTAT
LIGHT SWITCH @ 54" AFF
TRIPLE POLE LIGHT SWITCH @ 54" AFF
FAN SWITCH OR RHEOSTAT @ 54" AFF
REACTOR CONTROLLED SWITCH @ 54" AFF
DIMMER SWITCH @ 54" AFF

CEILING MOUNTED LIGHT FIXTURE
LOCATION:
WALL MOUNTED RECESSED LIGHT FIXTURE
LOCATION:
SPOT LIGHT
LOCATION:
WALL SPONGE LIGHT FIXTURE
LOCATION:
WALL MOUNTED SECURITY LIGHT w/ MOTION DETECTOR & PHOTOCELL
CORNER UNLESS NOTED OTHERWISE
110 VOLT DUPLEX RECEPTACLE - 16" A.F.F.
ON ATTACHED SKETCHES
GROUND FAULT CIRCUIT INTERRUPTER
USE NEAR SINKS IN KITCHEN/BATH
110 VOLT DUPLEX RECEPTACLE - 16" A.F.F.
WEATHER PROOF
110 VOLT DUPLEX RECEPTACLE - 16" A.F.F.
DUPLX ON SEPARATE CIRCUITS
110 VOLT DUPLEX RECEPTACLE - 16" A.F.F.
QUAD PLUG CONFIGURATION
110 VOLT DUPLEX RECEPTACLE
SURFACE MOUNTED ON FLOOR
220 VOLT RECEPTACLE
COMPUTER OUTLET
TELEPHONE JACK
FAX OUTLET
TELEVISION OUTLET
PUSH SWITCH (DOOR BELL)
DOOR BELL @ 98" AFF
SMOKE DETECTOR / ALARM
MOTION DETECTOR
THERMOSTAT
LIGHT SWITCH @ 54" AFF
TRIPLE POLE LIGHT SWITCH @ 54" AFF
FAN SWITCH OR RHEOSTAT @ 54" AFF
REACTOR CONTROLLED SWITCH @ 54" AFF
DIMMER SWITCH @ 54" AFF

CEILING MOUNTED LIGHT FIXTURE
LOCATION:
WALL MOUNTED RECESSED LIGHT FIXTURE
LOCATION:
SPOT LIGHT
LOCATION:
WALL SPONGE LIGHT FIXTURE
LOCATION:
WALL MOUNTED SECURITY LIGHT w/ MOTION DETECTOR & PHOTOCELL
CORNER UNLESS NOTED OTHERWISE
110 VOLT DUPLEX RECEPTACLE - 16" A.F.F.
ON ATTACHED SKETCHES
GROUND FAULT CIRCUIT INTERRUPTER
USE NEAR SINKS IN KITCHEN/BATH
110 VOLT DUPLEX RECEPTACLE - 16" A.F.F.
WEATHER PROOF
110 VOLT DUPLEX RECEPTACLE - 16" A.F.F.
DUPLX ON SEPARATE CIRCUITS
110 VOLT DUPLEX RECEPTACLE - 16" A.F.F.
QUAD PLUG CONFIGURATION
110 VOLT DUPLEX RECEPTACLE
SURFACE MOUNTED ON FLOOR
220 VOLT RECEPTACLE
COMPUTER OUTLET
TELEPHONE JACK
FAX OUTLET
TELEVISION OUTLET
PUSH SWITCH (DOOR BELL)
DOOR BELL @ 98" AFF
SMOKE DETECTOR / ALARM
MOTION DETECTOR
THERMOSTAT
LIGHT SWITCH @ 54" AFF
TRIPLE POLE LIGHT SWITCH @ 54" AFF
FAN SWITCH OR RHEOSTAT @ 54" AFF
REACTOR CONTROLLED SWITCH @ 54" AFF
DIMMER SWITCH @ 54" AFF

CEILING MOUNTED LIGHT FIXTURE
LOCATION:
WALL MOUNTED RECESSED LIGHT FIXTURE
LOCATION:
SPOT LIGHT
LOCATION:
WALL SPONGE LIGHT FIXTURE
LOCATION:
WALL MOUNTED SECURITY LIGHT w/ MOTION DETECTOR & PHOTOCELL
CORNER UNLESS NOTED OTHERWISE
110 VOLT DUPLEX RECEPTACLE - 16" A.F.F.
ON ATTACHED SKETCHES
GROUND FAULT CIRCUIT INTERRUPTER
USE NEAR SINKS IN KITCHEN/BATH
110 VOLT DUPLEX RECEPTACLE - 16" A.F.F.
WEATHER PROOF
110 VOLT DUPLEX RECEPTACLE - 16" A.F.F.
DUPLX ON SEPARATE CIRCUITS
110 VOLT DUPLEX RECEPTACLE - 16" A.F.F.
QUAD PLUG CONFIGURATION
110 VOLT DUPLEX RECEPTACLE
SURFACE MOUNTED ON FLOOR
220 VOLT RECEPTACLE
COMPUTER OUTLET
TELEPHONE JACK
FAX OUTLET
TELEVISION OUTLET
PUSH SWITCH (DOOR BELL)
DOOR BELL @ 98" AFF
SMOKE DETECTOR / ALARM
MOTION DETECTOR
THERMOSTAT
LIGHT SWITCH @ 54" AFF
TRIPLE POLE LIGHT SWITCH @ 54" AFF
FAN SWITCH OR RHEOSTAT @ 54" AFF
REACTOR CONTROLLED SWITCH @ 54" AFF
DIMMER SWITCH @ 54" AFF

120 VOLT OUTLET
FOR HOT WATER
HEATER
120 VOLT OUTLET
FOR OVEN &
MICROWAVE

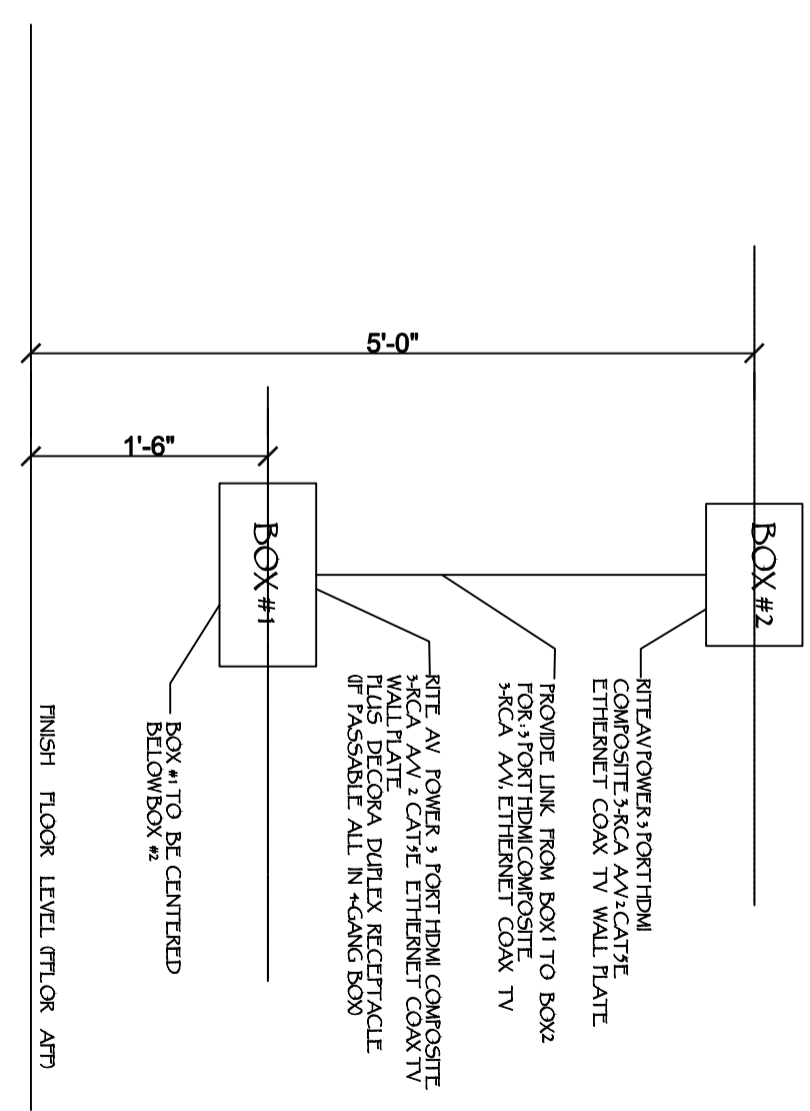


NOTE: USE EXISTING JUNCTION BOXES IN WALL UNLESS NOTED OTHERWISE. ALL NEW BOXES TO BE INSTALLED PLUMB AND LEVEL TO MATCH EXISTING HEIGHT OR 16" (SITE VERIFY AND USE THROUGHOUT PROJECT)

NOTES

1. ALL LIGHT SWITCHES TO BE ROTARY DIMMERS (6-WAY WHERE REQUIRED)
2. ALL FANS TO BE HUNTER ORIGINAL 1/2" COLOUR TO INTERIOR DECORATIONS SPEC WITH HUNTER ORIGINAL 3-STEERED ROTARY CONTROL
3. ALL OUTLETS TO BE 16" AFL UNLESS OTHERWISE INDICATED
4. ALL SWITCHES AND GFI OUTLETS TO BE 6" AFF UNLESS OTHERWISE INDICATED
5. ALL WF OUTLETS TO BE GFI
6. WHERE GROUPS OF SWITCHES ARE SHOWN THEY ARE TO BE NEATLY BANKED TOGETHER
7. ALWAYS CENTER SWITCHES/OUTLETS IN CENTER OF AVAILABLE WALL SPACE

SYM	DESCRIPTION	SYM	DESCRIPTION
⊙	RECESSED LIGHT - FIXED	⊙	FLOOR MOUNTED DUPLEX OUTLET 110V
⊙	PENDANT LIGHT	⊙	DUPLEX WEATHER PROOF (GFI) OUTLET (DOUBLE)
⊙	WALL LIGHTING OUTLET	⊙	DUPLEX OUTLET 220V (DOUBLE)
⊙	WATER PROOF WALL LIGHTING	⊙	DUPLEX OUTLET 100V (DOUBLE)
⊙	SPOT LIGHT	⊙	DUPLEX OUTLET WITH 2 No. SEPARATE CIRCUITS
⊙	STAIR LIGHT	⊙	AIR CONDITION UNIT OUTLET
⊙	CEILING FAN WITHOUT LIGHT	⊙	SPECIAL-PURPOSE OUTLET
⊙	CEILING FAN WITH LIGHT	⊙	GFI OUTLET (DOUBLE)
⊙	ONE WAY SWITCH	⊙	SWITCH/OUTLET COMBINATION
⊙	TWO WAY SWITCH	⊙	PRIMARY DISTRIBUTION PANEL
⊙	THREE WAY SWITCH	⊙	TELEVISION POINT
⊙	FOUR WAY SWITCH	⊙	TELEPHONE POINT
⊙	EXHAUST FAN WALL LIGHT	⊙	DATA POINT
⊙	CHANDELLIER	⊙	STEREO SYSTEM SPEAKER POINT



NO.	REVISIONS	DATE
	Description	

Consultant
Address
Phone
Fax
email
Consultant
Address
Phone
Fax
email

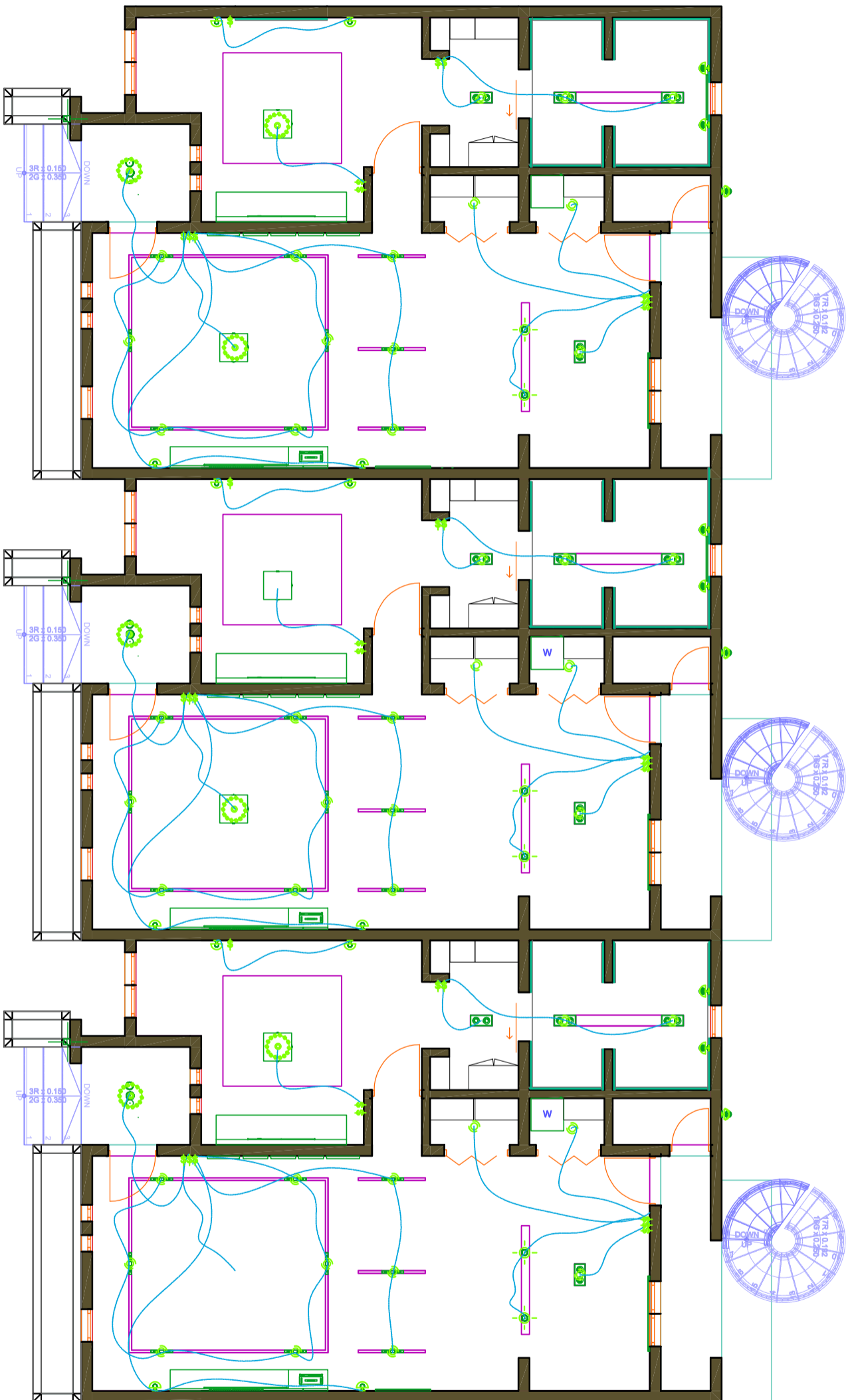
Milka Paul-Estevé & Wilnise Estevé-Prince
61108/ 63 Long Bay Hills, Turks and Caicos Islands

Providenciales
Turks & Caicos Islands B.W.I.
Cell: (649) 246-2585
Cell: (649) 342-4272
dameko.dean@gmail.com
Facebook: Conceptual Arch. & Des.



Drawn by: **DAMEKO DEAN**
Checked by: **DAMEKO DEAN**
Date: **JULY 2023**
Scale: **AS SHOWN**
Sheet Number
A-016
Project number: **DDD.01**

The design, ideas, arrangements, and plans shown on this drawing are owned by and the property of Conceptual Architecture & Design. None of such ideas, designs, arrangements or plans shall be used by or disclosed to any person, firm or corporation for any purpose without the written permission of Conceptual Architecture & Design. Written dimension on the drawing shall take precedence over scaled dimensions. Contractors shall verify and be responsible for all dimensions and conditions on the job and this office must be notified of any variations from the dimensions.



D-101
DDD.01

FLOOR PLAN LIGHTING PLAN

SCQ | Ø : 1/8" = 1'-0"



REVISIONS	
No.	Description

Consultant
Address
Phone
Fax
e-mail
Consultant
Address
Phone
Fax
e-mail

Milka Paul-Esteve & Wilnise Esteve-Prince
61108/ 63 Long Bay Hills, Turks and Caicos Islands

Providenciales
Turks & Caicos Islands, B.W.I.
Cell: (649) 246-2583
Cell: (649) 342-4272
dameko.dean@gmail.com
Facebook: Conceptual Arch. & Des.



Drawn by: **DAMEKO DEAN**
Checked by: **DAMEKO DEAN**
Date: **JULY 2023**
Scale: **AS SHOWN**
Sheet Number
A-017
Project number: **DDD.01**

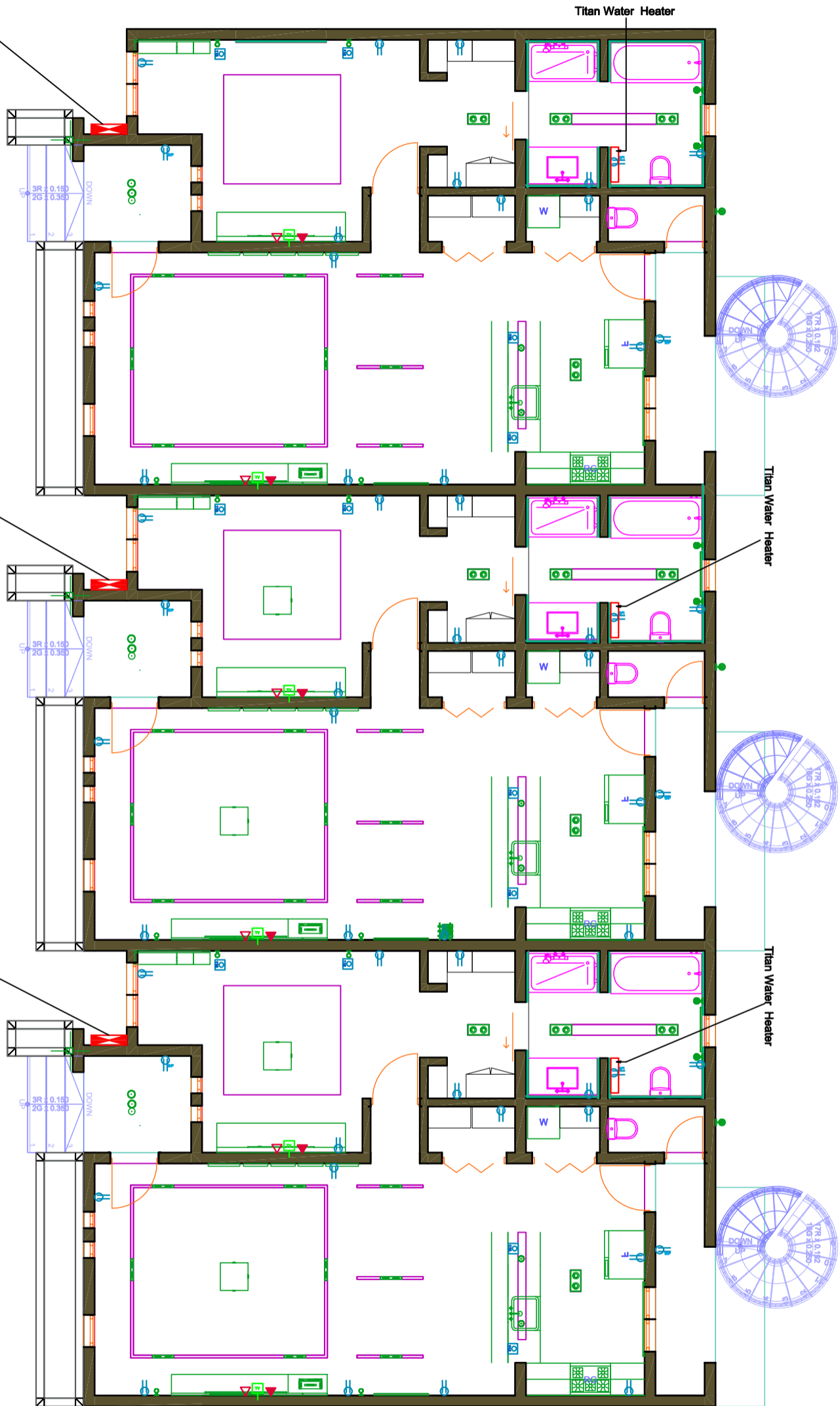
The design, ideas, arrangements, and plans shown on this drawing are owned by and the property of Conceptual Architecture & Design. None of such ideas, designs, arrangements or plans shall be used by or disclosed to any person, firm or corporation for any purpose without the written permission of Conceptual Architecture & Design. Written dimension on the drawing shall take precedence over scaled dimensions. Contractors shall verify and be responsible for all dimensions and conditions on the job and this office must be notified of any variations from the dimensions.

D-102
DDD.01

FLOOR PLAN RECEPTACLE PLAN

Scale: 1/8" = 1'-0"

CABLES FROM PUBLIC POWER SUPPLY



REVISIONS		
No.	Description	Date

Consultant
Address
Address
Phone
Fax
e-mail
Consultant
Address
Address
Phone
Fax
e-mail

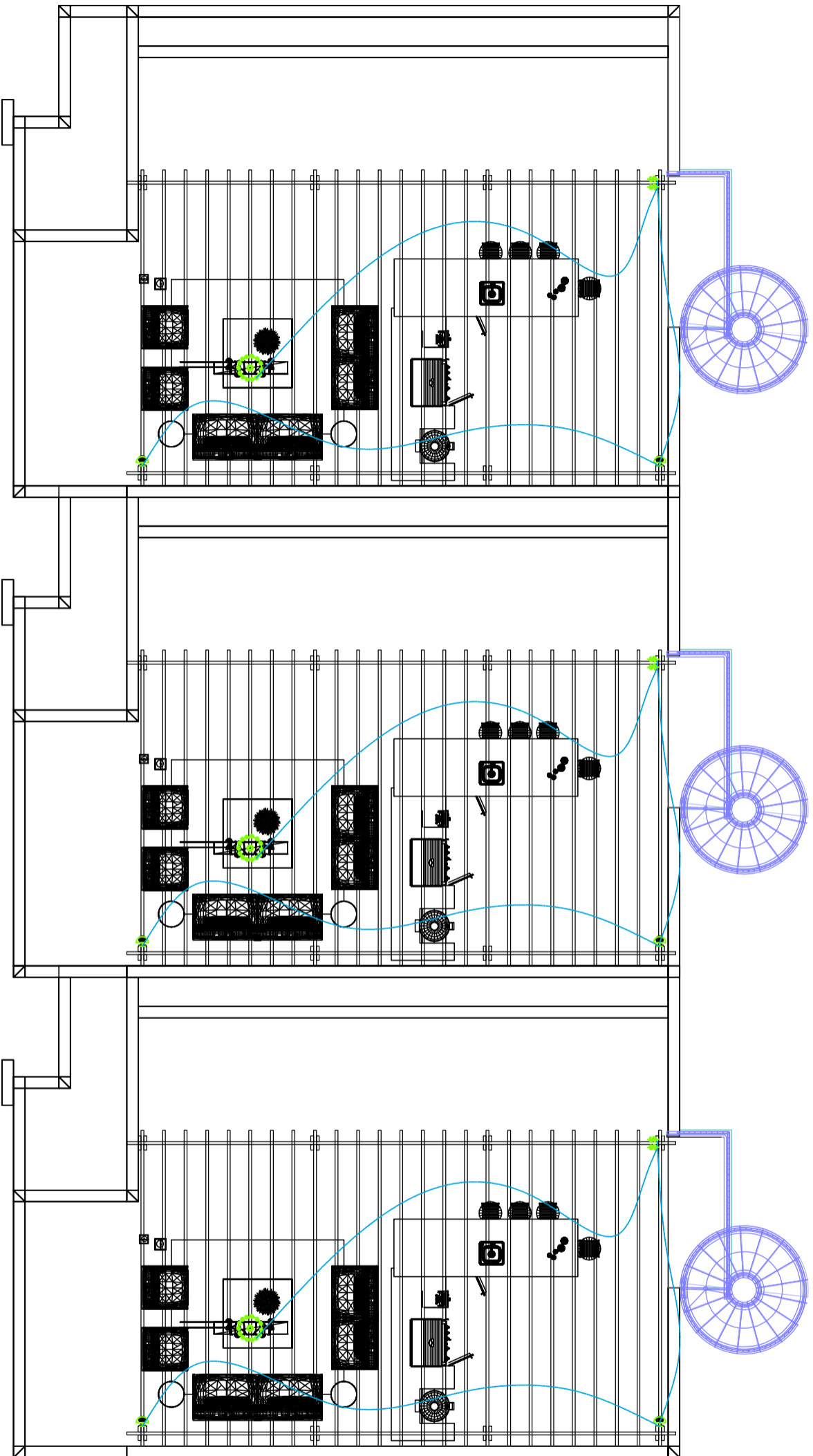
Milka Paul-Estevé & Wilnise Estevé-Prince
61108/ 63 Long Bay Hills, Turks and Caicos Islands

Provinciales
Turks & Caicos Islands, B.W.I.
Cell: (649) 246-2563
Cell: (649) 342-4272
dameko.dean@gmail.com
Facebook: Conceptual Arch. & Des.



Drawn by: **DAMEKO DEAN**
Checked by: **DAMEKO DEAN**
Date: **JULY 2023**
Scale: **AS SHOWN**
Sheet Number
A-018
Project number: DDD.01

The design, ideas, arrangements, and plans shown on this drawing are owned by and the property of Conceptual Architecture & Design. None of such ideas, designs, arrangements or plans shall be used by or disclosed to any person, firm or corporation for any purpose without the written permission of Conceptual Architecture & Design. Written dimension on the drawing shall take precedence over scaled dimensions. Contractors shall verify and be responsible for all dimensions and conditions on the job and this office must be notified of any variations from the dimensions.



D-103
DDD.01

ROOF TOP PLAN LIGHTING PLAN

Scale: 1/8" = 1'-0"



REVISIONS		
No.	Description	Date

Consultant
Address
Address
Address
Phone
e-mail
Consultant
Address
Address
Address
Phone
e-mail

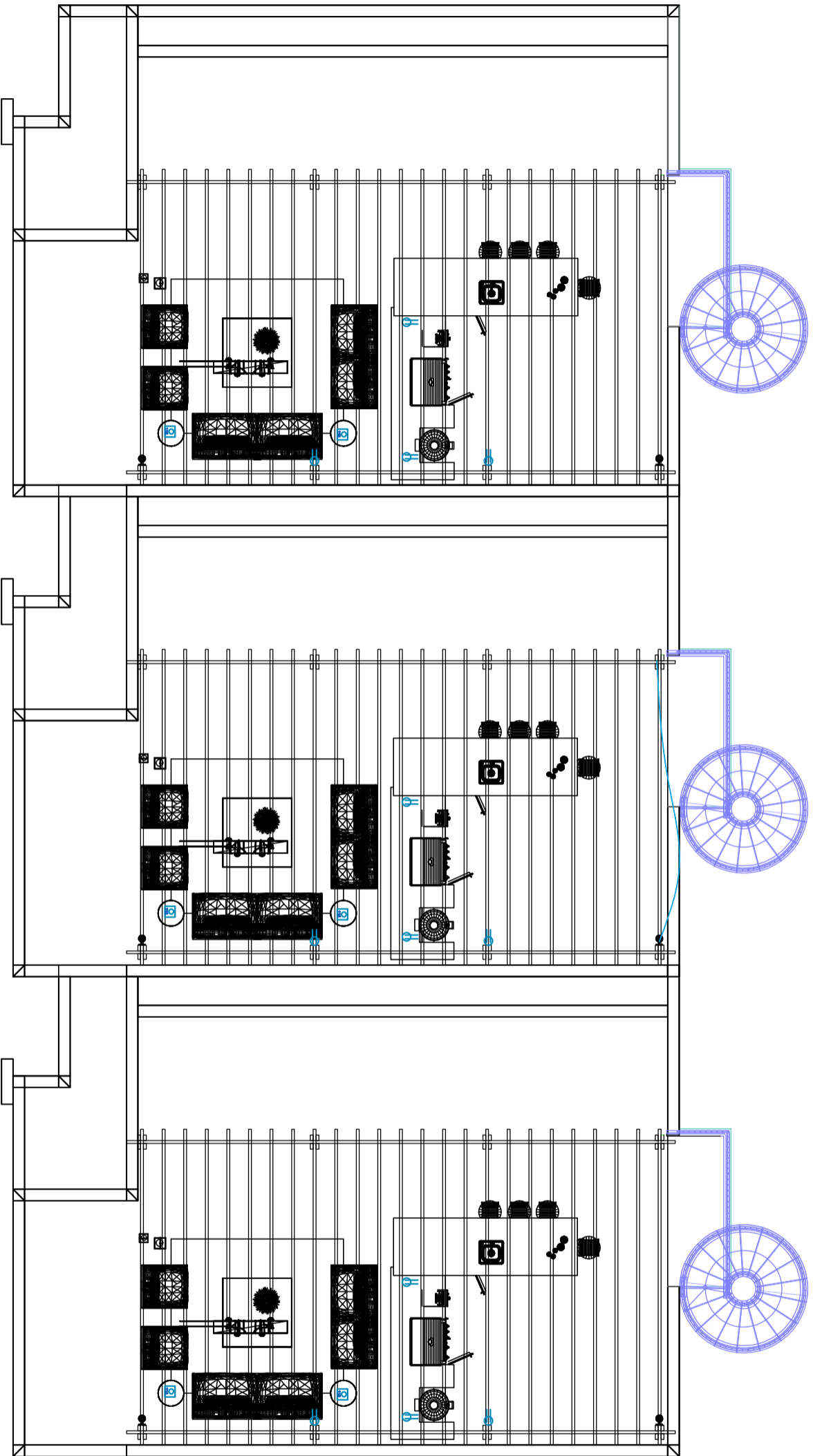
Milka Paul-Estevé & Wilnise Estevé-Prince
61108/ 63 Long Bay Hills, Turks and Caicos Islands

Providenciales
Turks & Caicos Islands, B.W.I.
Cell: (649) 246-2583
Cell: (649) 342-4272
dameko.dean@gmail.com
Facebook: Conceptual Arch. & Des.



Drawn by: **DAMEKO DEAN**
Checked by: **DAMEKO DEAN**
Date: **JULY 2023**
Scale: **AS SHOWN**
Sheet Number
A-019
Project number: DDD.01

The design, ideas, arrangements, and plans shown on this drawing are owned by and the property of Conceptual Architecture & Design. None of such ideas, designs, arrangements, or plans shall be used by or disclosed to any person, firm or corporation for any purpose without the written permission of Conceptual Architecture & Design. Written dimension on the drawing shall take precedence over scaled dimensions. Contractors shall verify and be responsible for all dimensions and conditions on the job and this office must be notified of any variations from the dimensions.



D-104
DDD.01

ROOF TOP RECEPTACLE PLAN

SCA | $\varnothing : 1/8" = 1'-\varnothing"$




REVISIONS		
No.	Description	Date

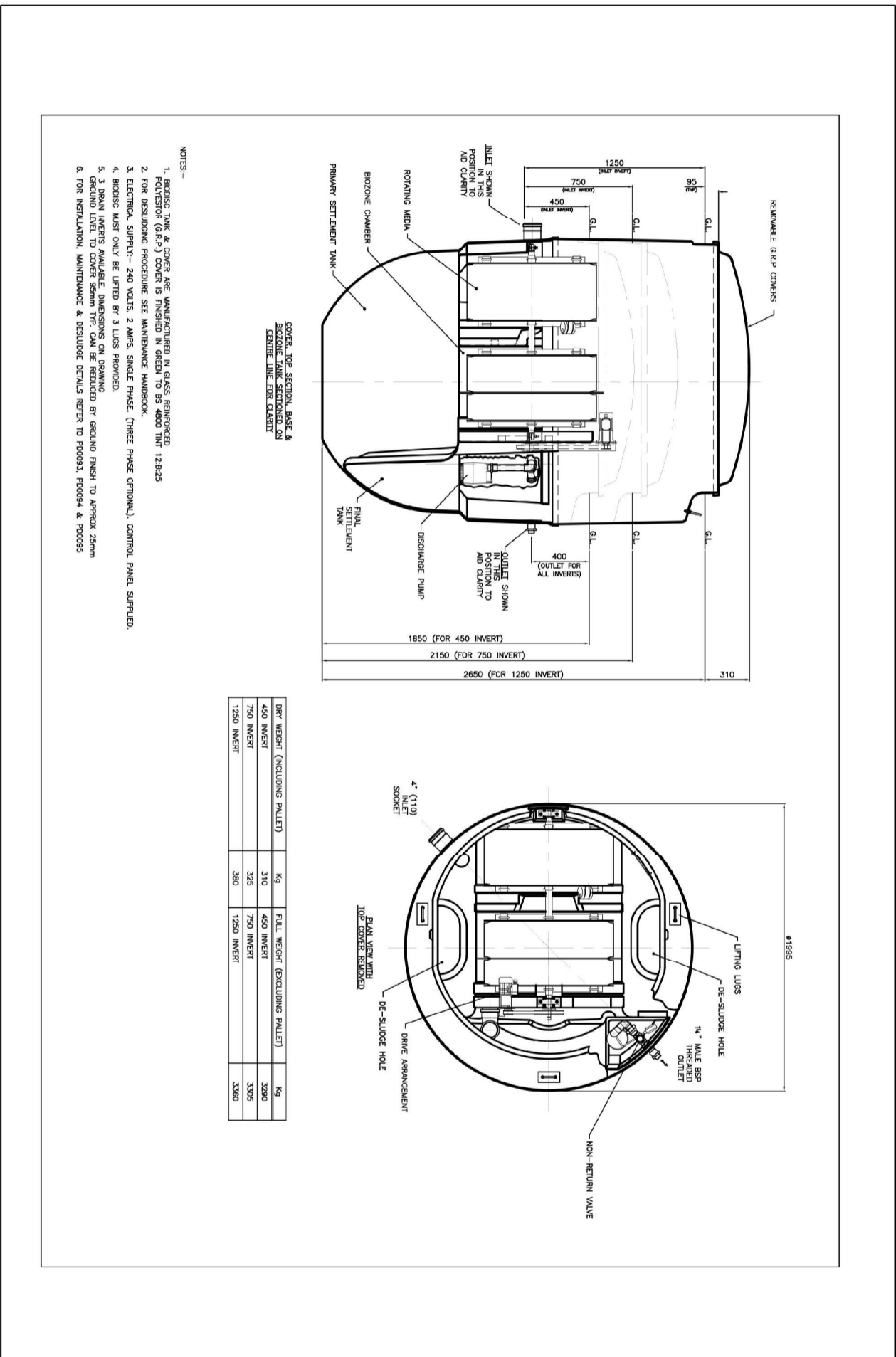
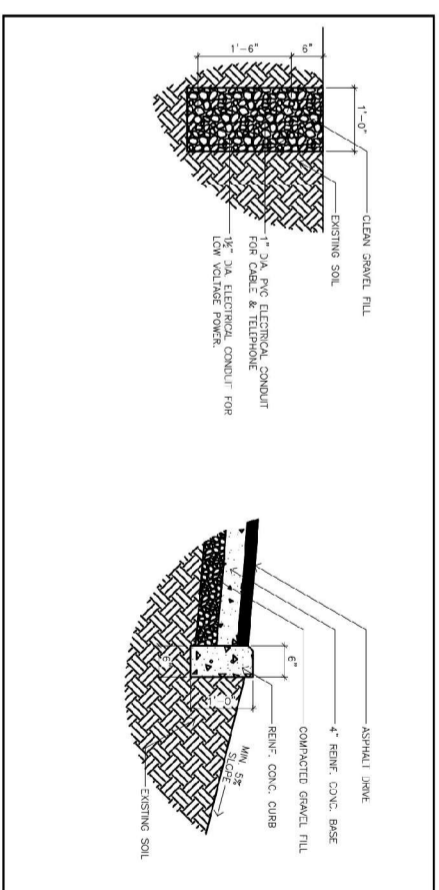
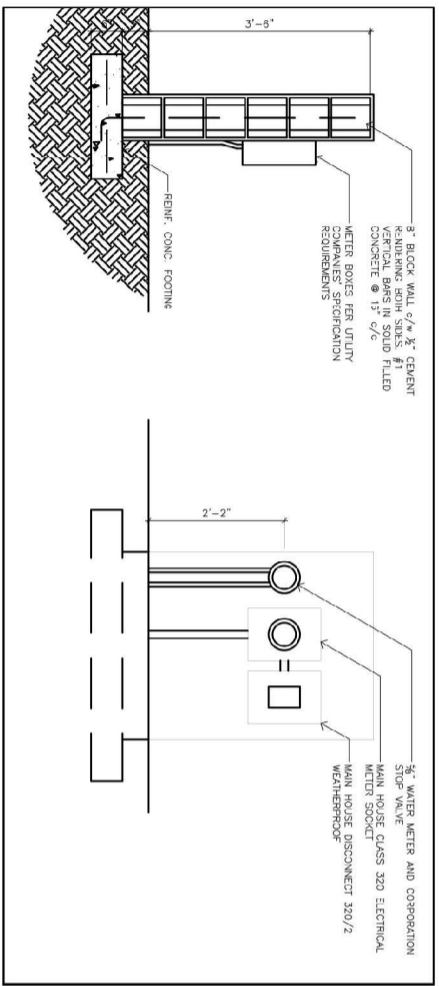
Consultant
Address
Address
Phone
Fax
e-mail
Consultant
Address
Address
Phone
Fax
e-mail

Milka Paul-Estevé & Wilnise Estevé-Prince
61108/ 63 Long Bay Hills, Turks and Caicos Islands

Providenciales
Turks & Caicos Islands ,B.W.I.
Cell: (649) 246-2583
Cell: (649) 342-4272
dameko.dean@gmail.com
Facebook: Conceptual Arch. & Des.



Drawn by: **DAMEKO DEAN**
Checked by: **DAMEKO DEAN**
Date: **JULY 2023**
Scale: **AS SHOWN**
Sheet Number
A-020
Project number: **DDD 01**




- NOTES:-
1. BIOLOGIC TANK & COVER ARE MANUFACTURED IN GLASS REINFORCED POLYESTER (G.R.P.) COVER IS FINISHED IN GREEN TO BS 4800 TINT 12B23
 2. FOR DESLUDGING PROCEDURE SEE MAINTENANCE HANDBOOK.
 3. ELECTRICAL SUPPLY- 240 VOLTS, 2 AMPS, SINGLE PHASE. (THREE PHASE OPTIONAL), CONTROL PANEL SUPPLIED.
 4. BIOLOGIC MUST ONLY BE LIFTED BY 3 LIFTS PROVIDED.
 5. 3 BRAN INVERTS AVAILABLE. DIMENSIONS ON DRAWING.
 6. GROUND LEVEL TO COVER SEMI TYPE CAN BE REDUCED BY APPROX 25mm
 6. FOR INSTALLATION, MAINTENANCE & DESLUDGE DETAILS REFER TO P00093, P00094 & P00095

1 SEWAGE SYSTEM DETAIL

2 METER WALL SECTION & ELEVATION

3 UTILITY TRENCH SECTION

4 CURB SECTION



NO.	DESCRIPTION	DATE

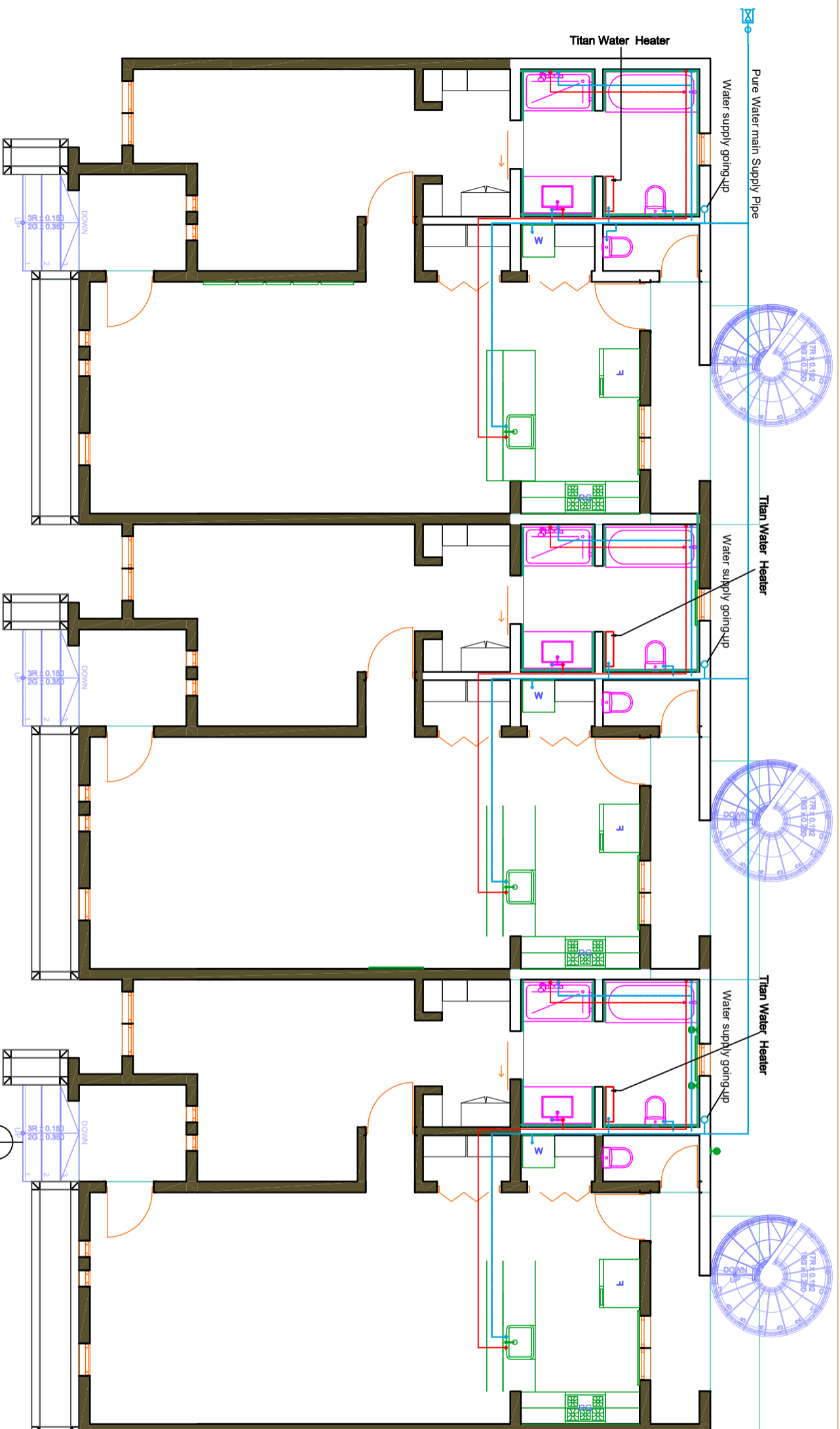
Consultant
Address
Phone
Fax
e-mail
Consultant
Address
Phone
Fax
e-mail

Milka Paul-Estevé & Wilnise Estevé-Prince
61108/ 63 Long Bay Hills, Turks and Caicos Islands

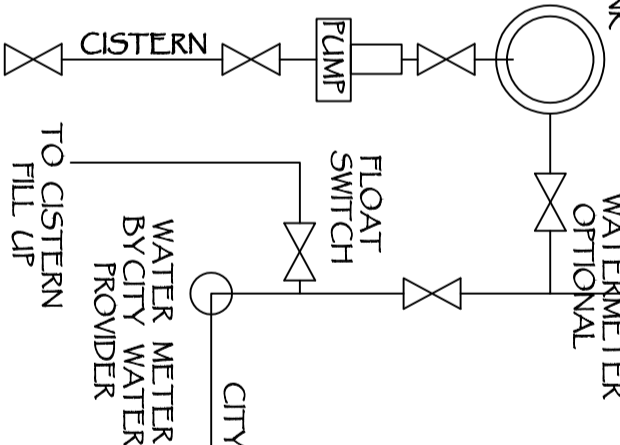
Providenciales
Turks & Caicos Islands ,B.W.I.
Cell: (649) 246-2583
Cell: (649) 342-4272
dameko.dean@gmail.com
Facebook: Conceptual Arch. & Des.



Drawn by: **DAMEKO DEAN**
Checked by: **DAMEKO DEAN**
Date: **JULY 2023**
Scale: **AS SHOWN**
Sheet Number
A-021
Project number: **DDD01**



PRESSURE TANK



PLUMBING LEGEND

SYM	DESCRIPTION
+	DIAMETER PVC SEWER PIPE
—	PVC WASTE PIPE
—	WALL LIGHTING OUTLET
—	HOT WATER
—	VENT PIPE
—	PRESSURE TANK
—	WATER TANK
—	BUTTERFLY VALVE
—	HOT WATER TANK
—	CONDUIT UP OR DOWN
—	CLEAN OUT VALVE
—	HOSE BIB
—	RECESSED WASHING MACHINE BOX/HOT & COLD WATER LEADS & DRAIN
—	FLOOR DRAIN

FLOOR PLAN WATER SUPPLY PLAN

E-101
DDD.01

Scale: 1/8" = 1'-0"



REVISIONS		
No.	DESCRIPTION	Date

Consultant
Address
Phone
Fax
e-mail
Consultant
Address
Phone
Fax
e-mail

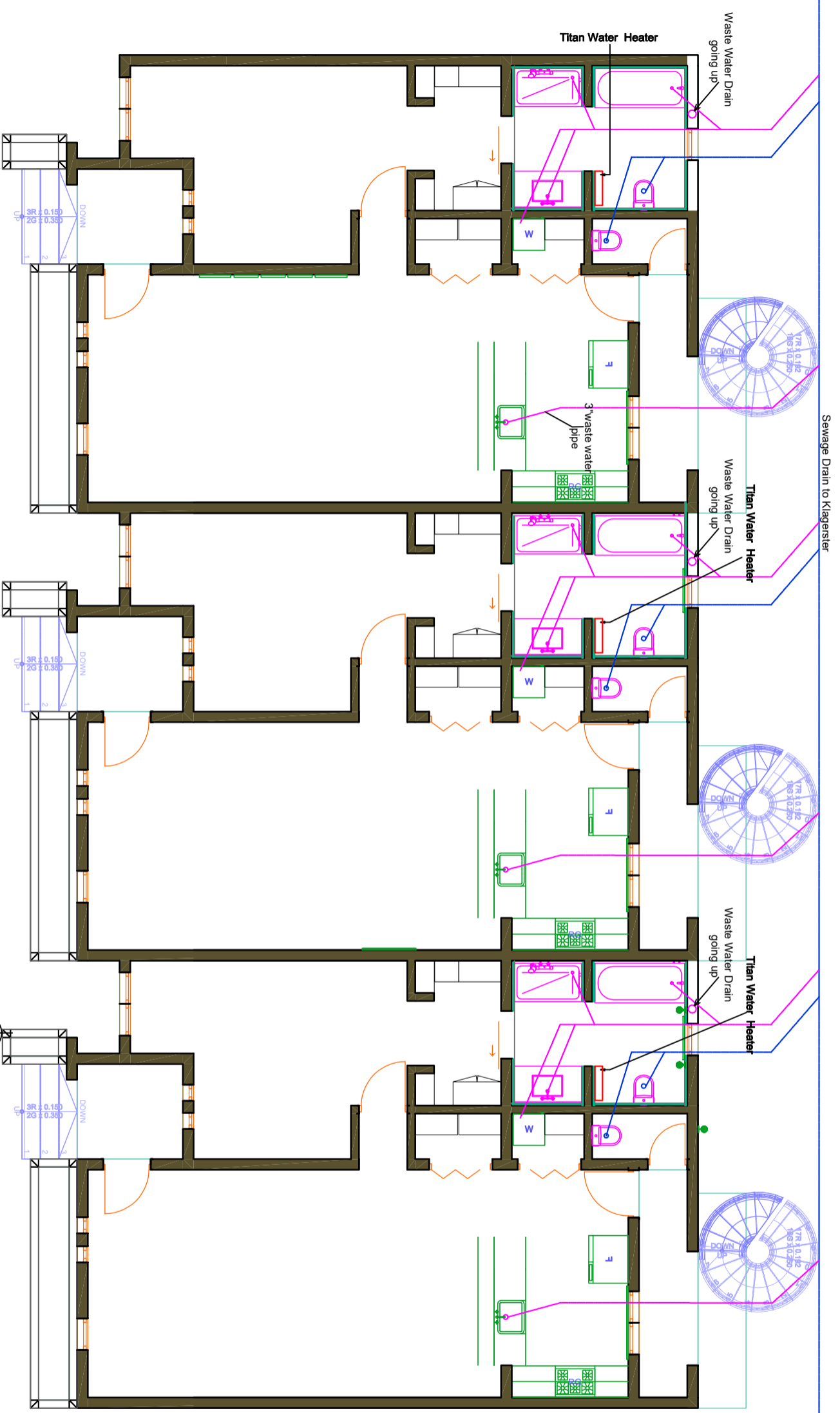
Milka Paul-Estevé & Wilnise Estevé-Prince
61108/ 63 Long Bay Hills, Turks and Caicos Islands

Providenciales
Turks & Caicos Islands, B.W.I.
Cell: (649) 246-2583
Cell: (649) 342-4272
dameko.dean@gmail.com
Facebook: Conceptual Arch. & Des.

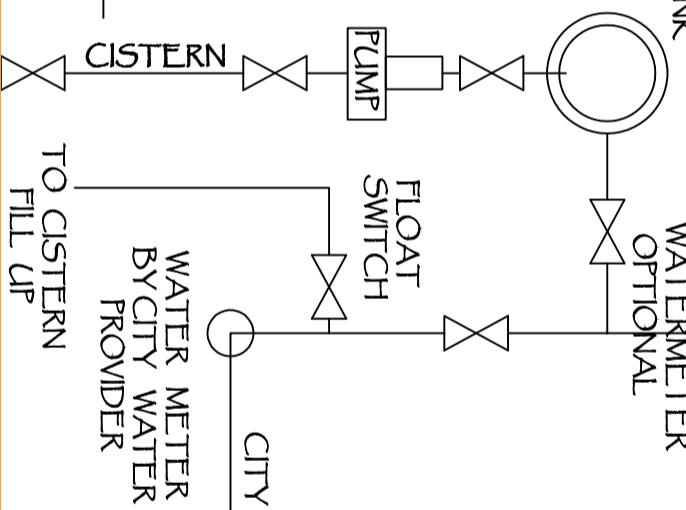


Drawn by: DAMEKO DEAN
Checked by: DAMEKO DEAN
Date: JULY 2023
Scale: AS SHOWN
Sheet Number
A-022
Project number: DDD.01

The design, ideas, arrangements, and plans shown on this drawing are owned by and the property of Conceptual Architecture & Design. None of these ideas, designs, arrangements, or plans shall be used or disclosed to any person, firm, or corporation for any purpose without the written permission of Conceptual Architecture & Design. Written dimensions on the drawing shall take precedence over scaled dimensions. Contractors shall verify and be responsible for all dimensions and conditions on the job and this office must be notified of any variations from the dimensions.



PRESSURE TANK



PLUMBING LEGEND

SYM	DESCRIPTION
	1/2" DIAMETER PVC SEWER PIPE
	PVC WASTE PIPE
	WALL LIGHTING OUTLET
	HOT WATER
	VENT PIPE
	PRESSURE TANK
	WATER TANK
	BUTTERFLY VALVE
	HOT WATER TANK
	CONDUIT UP OR DOWN
	CLEAN OUT VALVE
	HOSE BIB
	RECESSED WASHING MACHINE BOX/HOT & COLD WATER LEADS & DRAIN
	FLOOR DRAIN

FLOOR PLAN SEWAGE DRAIN PLAN

Scale: 1/8" = 1'-0"

E-102
DDD.01



No.	Description	Date

Consultant
Address
Phone
Fax
e-mail
Consultant
Address
Phone
Fax
e-mail

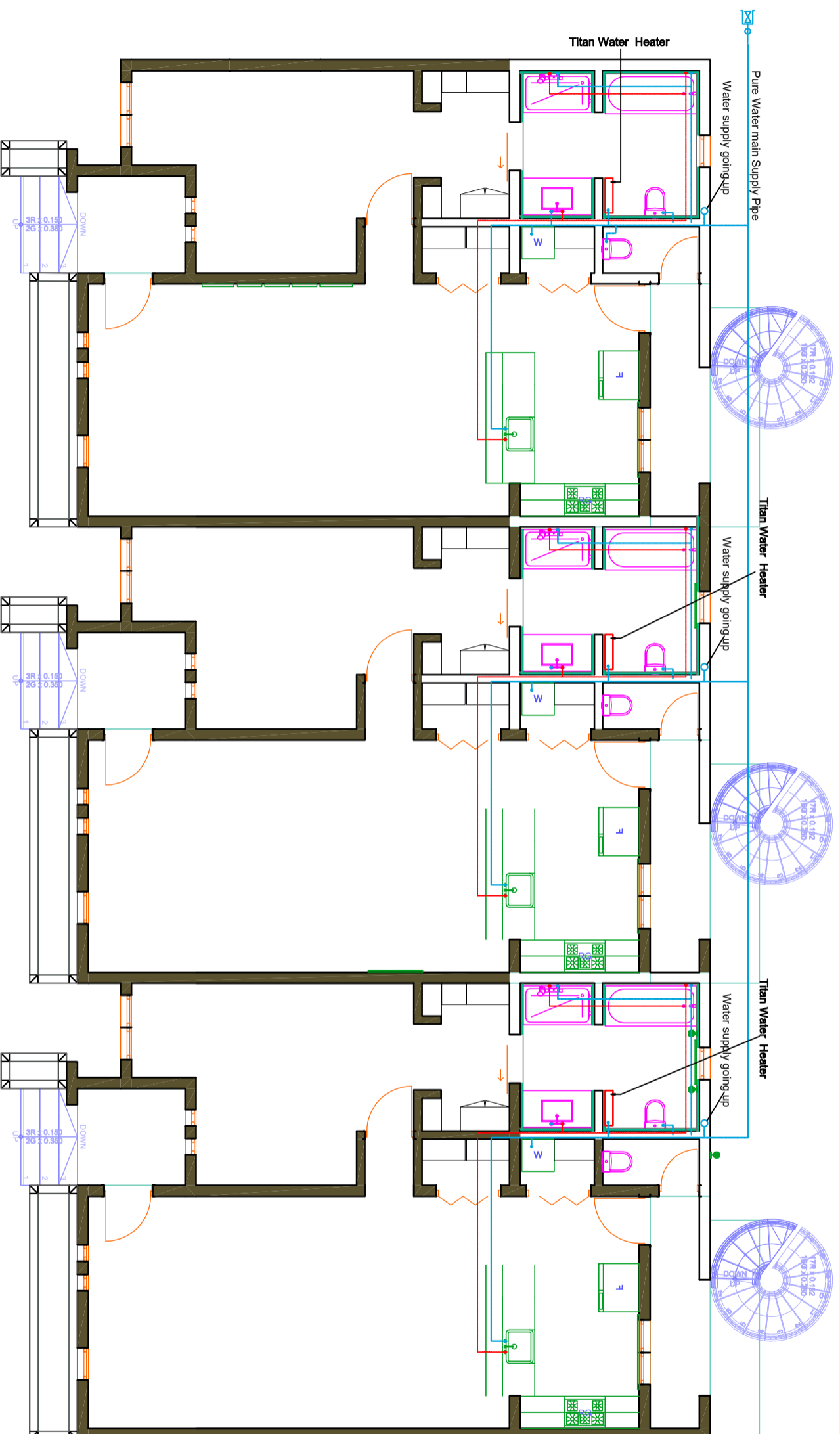
Milka Paul-Estevé & Wilnise Estevé-Prince
61108/ 63 Long Bay Hills, Turks and Caicos Islands

Providenciales
Turks & Caicos Islands .B.W.I.
Cell: (649) 246-2583
Cell: (649) 342-4272
dameko.dean@gmail.com
Facebook: Conceptual Arch. & Des.



Drawn by: DAMEKO DEAN
Checked by: DAMEKO DEAN
Date: JULY 2023
Scale: AS SHOWN
Sheet Number
A-023
Project number: DDD.01

The design, ideas, arrangements, and plans shown on this drawing are owned by and the property of Conceptual Architecture & Design. None of such ideas, designs, arrangements or plans shall be used by or disclosed to any person, firm or corporation for any purpose without the written permission of Conceptual Architecture & Design. Written dimension on the drawing shall take precedence over scaled dimensions. Contractors shall verify and be responsible for all dimensions and conditions on the job and this office must be notified of any variations from the dimensions.



E-103
DDD.01

ROOF TOP PLAN WATER SUPPLY PLAN

Scale: 1/8" = 1'-0"

PLUMBING LEGEND

SYM	DESCRIPTION
+	DIAMETER P.V.C SEWER PIPE
—	P.V.C WASTE PIPE
—	WALL LIGHTING OUTLET
—	HOT WATER
—	VENT PIPE
⊕	PRESSURE TANK
⊖	WATER TANK
⊕	BUTTERFLY VALVE
⊖	HOT WATER TANK
—	CONDUIT UP OR DOWN
—	CLEAN OUT VALVE
⊕	HOSE BIB
⊖	RECESSED WASHING MACHINE BOX/HOT & COLD WATER LEADS & DRAIN
⊕	FLOOR DRAIN



No.	Description	Date

Circulant
Address
Phone
e-mail
Circulant
Address
Phone
e-mail

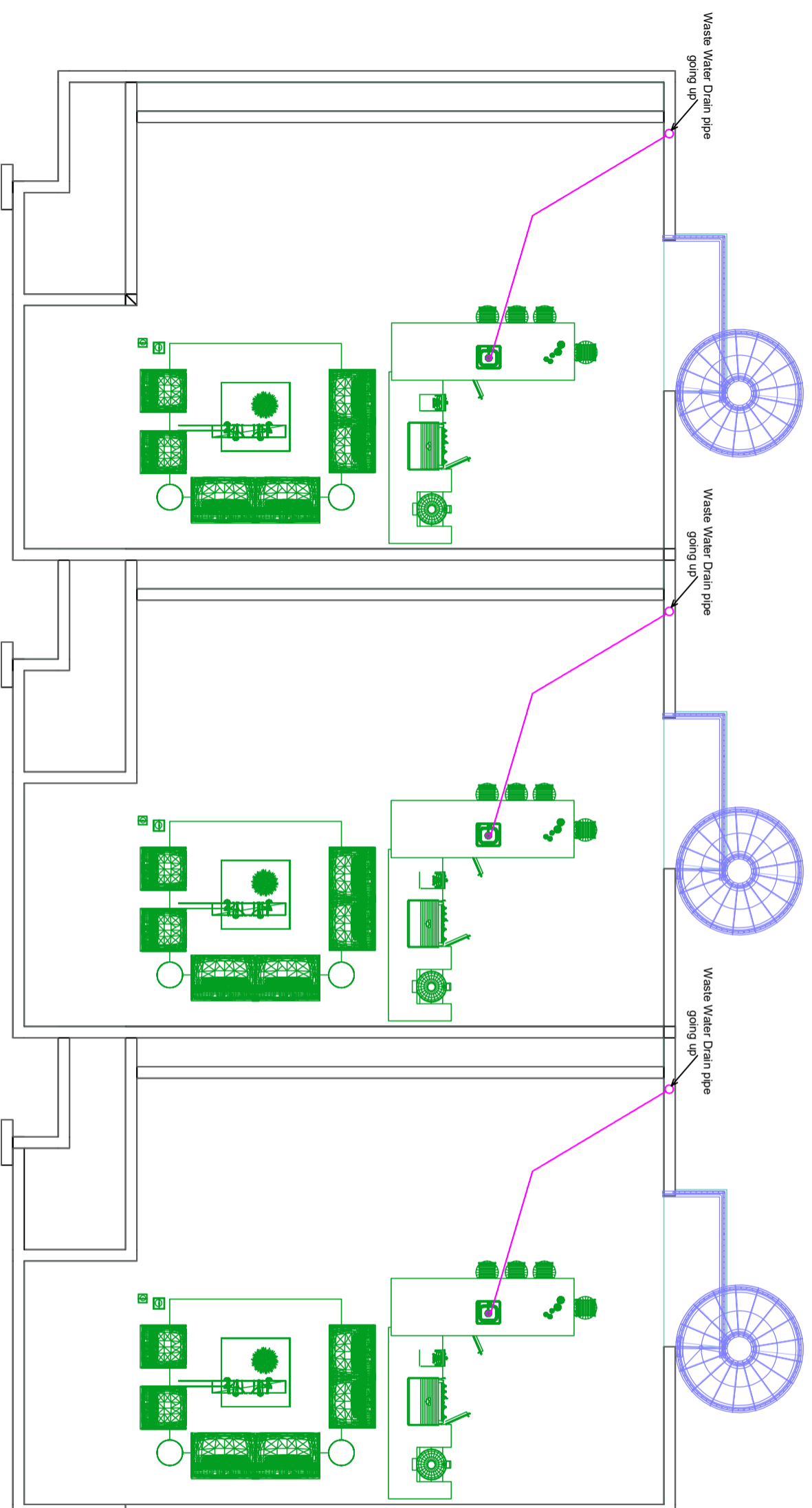
Milka Paul-Estevé & Wilnise Estevé-Prince
61108/ 63 Long Bay Hills, Turks and Caicos Islands

Providenciales
Turks & Caicos Islands, B.W.I.
Cell: (649) 246-2583
Cell: (649) 342-4272
sameko.dean@gmail.com
Facebook: Conceptual Arch. & Des.



Drawn by: **DAMEKO DEANI**
Checked by: **DAMEKO DEANI**
Date: **JULY 2023**
Scale: **AS SHOWN**
Sheet Number
A-024
Project number: **DDD.01**

The design, ideas, arrangements, and plans shown on this drawing are owned by and the property of Conceptual Architecture & Design. None of such ideas, designs, arrangements or plans shall be used by or disclosed to any person, firm or corporation for any purpose without the written permission of Conceptual Architecture & Design. Written dimension on the drawing shall take precedence over scaled dimensions. Contractors shall verify and be responsible for all dimensions and conditions on the job and this office must be notified of any variations from the dimensions.



E-104
DDD.01

ROOF TOP PLAN SEWAGE DRAIN PLAN

Scale: 1/8" = 1'-0"

PLUMBING LEGEND

SYM	DESCRIPTION
	4" DIAMETER P.V.C SEWER PIPE
	P.V.C WASTE PIPE
	WALL LIGHTING OUTLET
	HOT WATER
	VENT PIPE
	PRESSURE TANK
	WATER TANK
	BUTTERFLY VALVE
	HOT WATER TANK
	CONDUIT UP OR DOWN
	CLEAN OUT VALVE
	HOSE BIB
	RECESSED WASHING MACHINE BOX/HOT & COLD WATER LEEDS & DRAIN
	FLOOR DRAIN



No.	Description	Date

Consultant
Address
Address
Phone
Fax
E-mail
Consultant
Address
Address
Phone
Fax
E-mail

Milka Paul-Estevé & Wilnise Estevé-Prince
61108/ 63 Long Bay Hills, Turks and Caicos Islands

Providenciales
Turks & Caicos Islands, B.W.I.
Cell: (649) 246-2583
Cell: (649) 342-4272
dameko.dean@gmail.com
Facebook: Conceptual Arch. & Des.



Drawn by: DAMEKO DEAN
Checked by: DAMEKO DEAN
Date: JULY 2023
Scale: AS SHOWN
Sheet Number
A-025
Project number: DDD.01

The design, ideas, arrangements, and plans shown on this drawing are owned by and the property of Conceptual Architecture & Design. None of such ideas, designs, arrangements or plans shall be used by or disclosed to any person, firm or corporation for any purpose without the written permission of Conceptual Architecture & Design. Written dimension on the drawing shall take precedence over scaled dimensions. Contractors shall verify and be responsible for all dimensions and conditions on the job and this office must be notified of any variations from the dimensions.