

RESIDENTIAL



AREA: 8171.010 SQUARE FEET
TOTAL NEW CONSTRUCTION

PARTEE PROVIDENCIALES LIMITED

LOCATION: 60506/4 Blue Hills & Stammers, Turks and Caicos Islands

ARCHITECT:

**Providenciales
Turks & Caicos Islands.
Cell:(649) 246-2583
Cell:(649) 342-4272
dameko.dean@gmail.com
Facebook: Conceptual Arch.
& Des.**



NOTE:

The design, ideas, arrangements, and plans shown on this drawing are owned by and the property of conceptual Architecture & design None of such ideas, designs, arrangements, or plans shall be used by or disclosed to any person, firm or corporation for any purpose without the written permission of conceptual Architecture & Design written dimension on the drawing shall take precedence over scaled dimensions. Contractors shall verify and be responsible for all dimensions and conditions on the job and this office must be notified of any variations from the dimensions

LOCATION OF PROPOSED DEVELOPMENT



GENERAL LOCATION BLOCK PLAN



BLOCK 60506 PLAN



PROPOSED DEVELOPMENT LOCATION PLAN




REVISIONS		
No.	Description	Date

Consultant
Address
Phone
Fax
e-mail
Consultant
Address
Phone
Fax
e-mail

PARTEE PROVIDENCIALES LIMITED
LOCATION: 60506 / 4 BLUE HILLS & STAMERS RUN

Providenciales
Turks & Caicos Islands B.W.I.
Cell: (649) 342-4272
dameko.dean@gmail.com
Facebook: Conceptual Arch. & Des.



Drawn by: **DAMEKO DEAN**
Checked by: **DAMEKO DEAN**
Date: **JULY 2023**
Scale: **AS SHOWN**
Sheet Number
A-001
Project number: **DDD.03**

A-101
DDD.03

LOCATION PLAN

The design, ideas, arrangements, and plans shown on this drawing are owned by and the property of Conceptual Architecture & Design. No part of this drawing may be reproduced or transmitted in any form or by any means, electronic, mechanical, photocopying, recording, or by any information storage and retrieval system, without the prior written permission of Conceptual Architecture & Design. All dimensions and notes on this drawing are in feet and inches. All dimensions and notes on this drawing are in feet and inches. All dimensions and notes on this drawing are in feet and inches. All dimensions and notes on this drawing are in feet and inches.

The design, ideas, arrangements, and plans shown on this drawing are owned by and the property of conceptual Architecture & design None of such ideas, designs, arrangements, or plans shall be used by or disclosed to any person, firm or corporation for any purpose without the written permission of conceptual Architecture & Design written dimension on the drawing shall take precedence over scaled dimensions. Contractors shall verify and be responsible for all dimensions and conditions on the job and this office must be notified of any variations from the dimensions



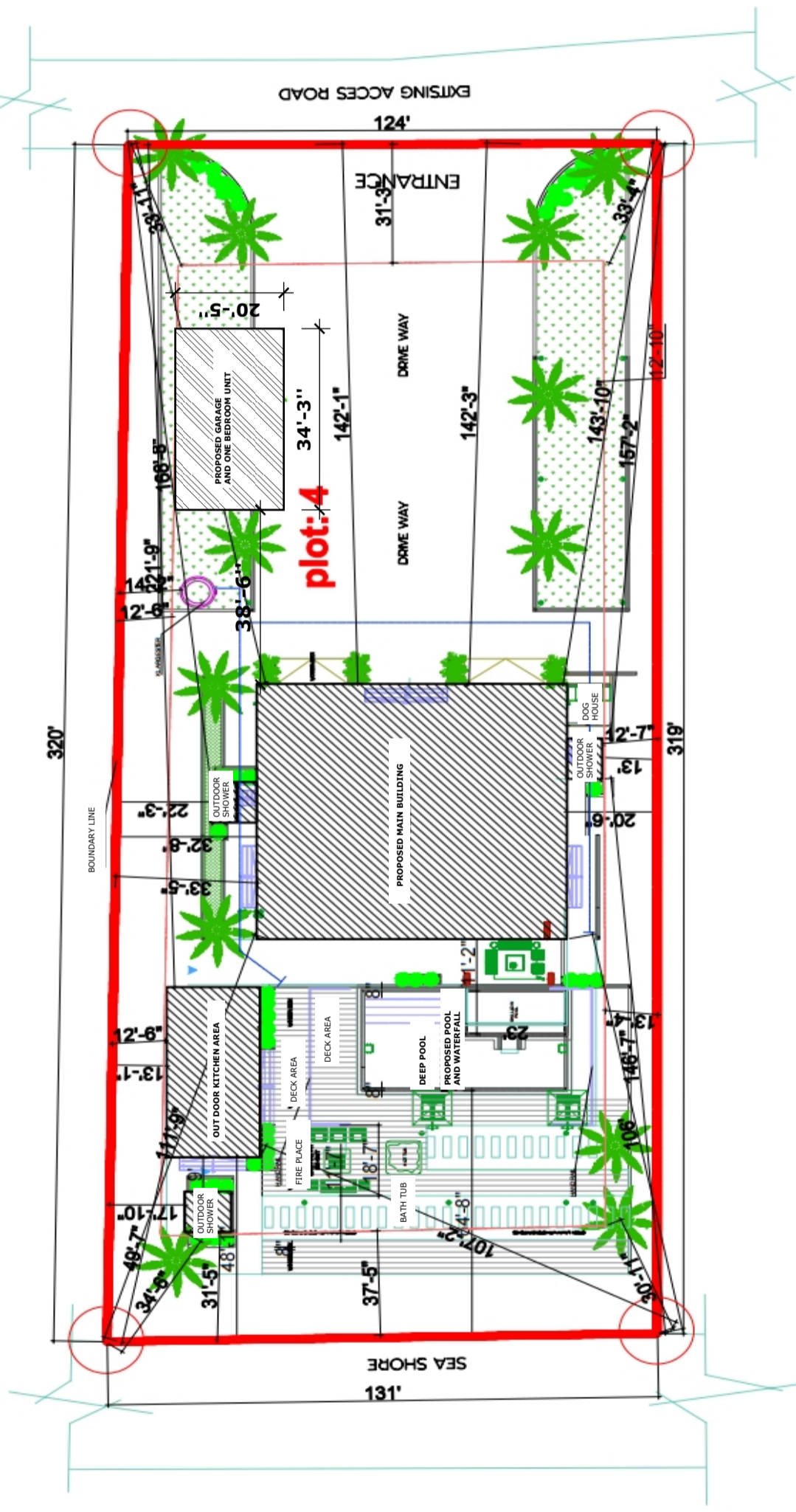
REVISION	
No.	Date

Consultant
Address
Phone
Fax
e-mail
Consultant
Address
Phone
Fax
e-mail

SITE PLAN
BLUE HILLS AND STAMERS RUN
60506/4
PARTEE PROVIDENCIALES LIMITED

Providenciales
Turks & Caicos Islands. B.W.I.
Cell: (649) 246-2583
Cell: (649) 342-4272
dameko.dean@gmail.com
Facebook: Conceptual Arch.
& Des.

Drawn by: DAMEKO DEAN
Checked by: DAMEKO DEAN
Date: AUGUST, 2023
Scale: AS SHOWN
Sheet Number **A3.1**
Project number:



SITE PLAN

Scale: 1/8"=1'-0"

A-102
DDD.03

ABBREVIATIONS

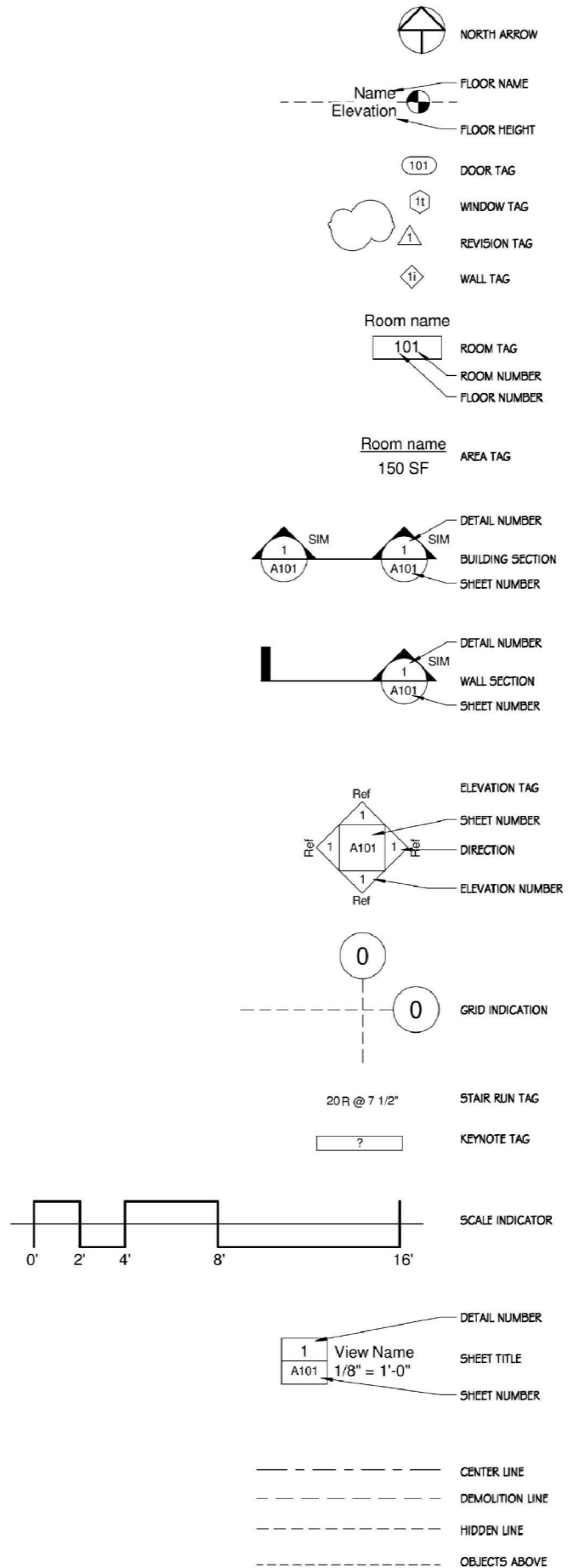
AL	ALUMINUM	INT.	INTERIOR
APPROX.	APPROXIMATE	INSUL.	INSULATION
ARCH.	ARCHITECTURAL, ARCHITECT	JT.	JOINT
AVG.	AVERAGE	LB.	POUND
BD.	BOARD	LP.	LOW POINT
B.O.B	BOTTOM OF BEAM	MAX.	MAXIMUM
B.O.C.	BOTTOM OF CEILING	MECH.	MECHANICAL
BOTT.	BOTTOM	MEMB.	MEMBRANE
CEM PLS.	CEMENT PLASTER	MET.	METAL
CCTV	CLOSED CIRCUIT TELEVISION	MANF.	MANUFACTURE
CLG.	CEILING	MIN.	MINIMUM
CMU	CONCRETE MASONRY UNIT	MISC.	MISCELLANEOUS
CO.	CASED OPENING		
COL.	COLUMN	MAT.	MATERIAL
CONT.	CONTINUOUS	NIC.	NOT IN CONTRACT
DIA.	DIAMETER	NO.	NUMBER
DIM.	DIMENSION	NTS.	NOT TO SCALE
DN.	DOWN	PLS LAM.	PLASTIC LAMINATE
DBL.	DOUBLE	PL.	PLATE
DWG.	DRAWING	PLYWD.	PLYWOOD
EA	EACH	PREFAB.	PRE FRABRICATED
ELEV.	ELEVATION	PVC.	POLYVINYL CHLORIDE PIPE
ELEC.	ELECTRICAL	R.	RADIUS
EMERG.	EMERGENCY	REQ.	REQUIRED.
EQPT.	EQUIPMENT	REINF.	REINFORCEMENT
EQ.	EQUAL	SIM.	SIMILAR
EXH.	EXHAUST	SHT.	SHEET
EXIST.	EXISTING	SPEC.	SPECIFICATION
E.J.	EXPANSION JOINT	S.S.	STAINLESS STEEL
E.W.	EACH WAY	SUSP.	SUSPEND, SUSPENDED
EWC.	ELECTRIC WATER COOLER	SYS.	SYSTEM
FD.	FLOOR DRAIN	TEMP.	TEMPERATURE
FIN.	FINISH	T&G.	TOUNGE AND GROOVE
FL.	FLOOR	T.O.B.	TOP OF BEAM
FT.	FOOT	T.O.C.	TOP OF COUNTER
FTG.	FOOTING	T.O.S.	TOP OF SLAB
GA.	GAUGE	T.O.P.	TOP OF PARAPET
GALV.	GALAVINZED	T.O.W.	TOP OF WALL
GC.	GENERAL CONTRACTOR	TYP.	TYPICAL
GL.	GLASS	U.O.N.	UNLESS OTHERWISE NOTED
GYP.	GYPSUM	VERT.	VERTICAL
HC.	HOLLOW CORE	W.	WITH
HDW.	HARDWARE	WO.	WITHOUT
HM.	HOLLOW METAL	WO.	WOOD
HORZ.	HORIZONTAL	WWF.	WELDED WIRE FABRIC
HP.	HIGH POINT	WL.	WATER LEVEL
INT.	INTERIOR		

ABBREVIATIONS
1/4" = 1'-0"

WALL LEGEND

	8" POURED CONCRETE WALL (SEE REINFORCEMENT DETAILS)
	8" CMU BLOCK W/ 1-1/2" METAL FURRING + 1/2" G.W.B W/ #5 REBARS @ 32" O.C.
	8" CMU BLOCK W/ #5 REBARS @ 32" O.C.
	5-1/2" WOOD STUD PARTITION @ 16" O.C. W/ 5/8" GYP. BD. AT EACH SIDE
	3-5/8" METAL STUD PARTITION 25 GA. W/ DBL 5/8" GYP BD. AT EACH SIDE
	3-5/8" METAL STUD PARTITION 25 GA. W/ 5/8" GYP BD. AT EACH SIDE AND BATT SOUND INSULATION
	1-5/8" METAL STUD PARTITION 25 GA. W/ 5/8" GYP BD. AT EACH SIDE

WALL LEGEND
1/2" = 1'-0"



REVISIONS

No.	Description	Date

Consultant
Address
Phone
Fax
e-mail
Consultant
Address
Phone
Fax
e-mail

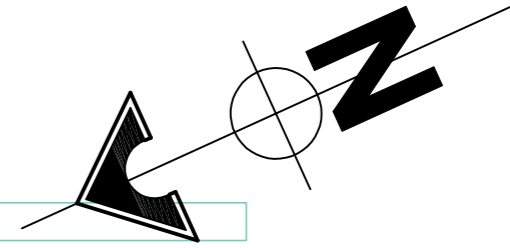
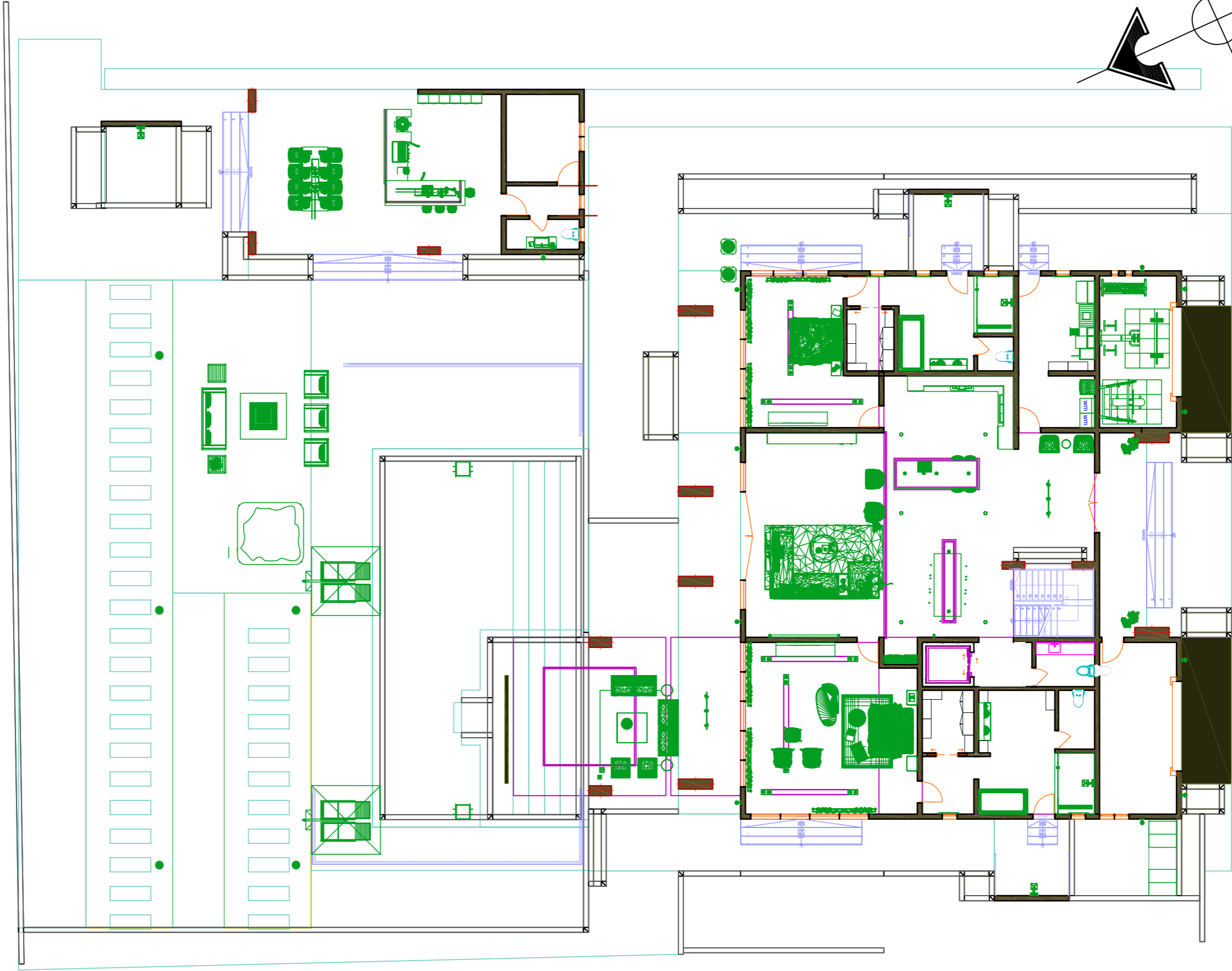
PARTEE PROVIDENCIALES LIMITED
LOCATION: 60506 / 4 BLUE HILLS & STAMERS RUN

Providenciales
Turks & Caicos Islands, B.W.I.
Call: (649) 246-2553
dameko.dean@gmail.com
Facebook: Conceptual Arch. & Design



Drawn by: DAMEKO DEAN
Checked by: DAMEKO DEAN
Date: JULY 2023
Scale: AS SHOWN
Sheet Number
A-003
Project number: DDD.03

The design, ideas, arrangements, and plans shown on this drawing are owned by and the property of Conceptual Architecture & Design. No part of this drawing may be reproduced, stored in a retrieval system, or transmitted in any form or by any means, electronic, mechanical, photocopying, recording, or by any information storage and retrieval system, without the prior written permission of Conceptual Architecture & Design. All dimensions and conditions on the job and the office must be verified by any variations from the dimensions.



REVISIONS		
No.	Description	Date

Consultant
Address
Phone
Fax
e-mail
Consultant
Address
Phone
Fax
e-mail

PARTEE PROVIDENCIALES LIMITED
LOCATION: 60506 / 4 BLUE HILLS & STAMERS RUN

Providenciales
Trunk & Cables Islands B.W.I.
Cell: (649) 246-2583
Cell: (649) 342-4272
dameko.dean@gmail.com
facebook: Conceptual Arch. & Design
D. Dean



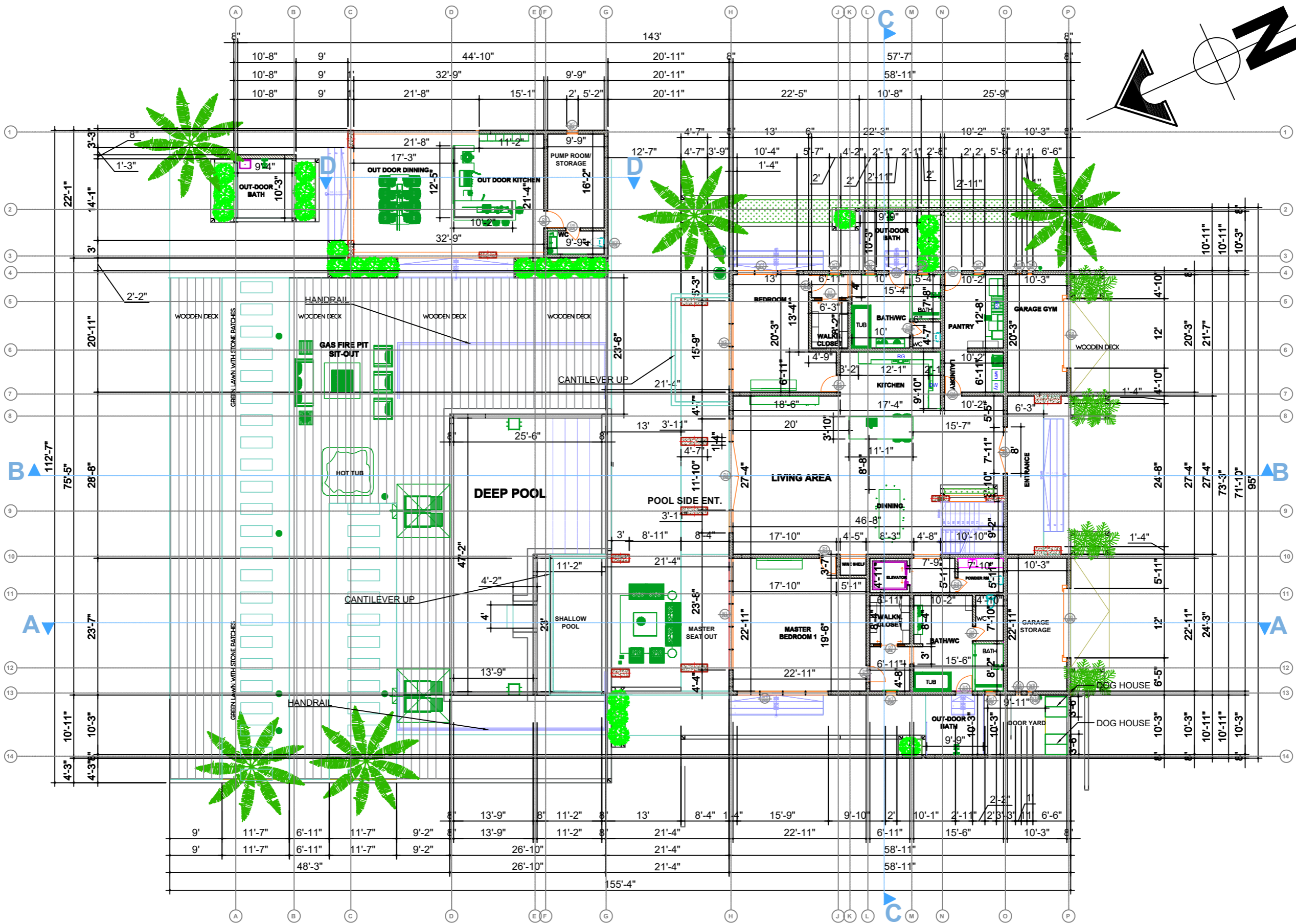
Drawn by: DAMEKO DEAN
Checked by: DAMEKO DEAN
Date: JULY 2023
Scale: AS SHOWN
Sheet Number
A-004
Project number: DDD.03

B-102
DDD.03

GROUND FLOOR FURNITURE PLAN

Scale: 1/8" = 1'-0"

The design, ideas, arrangements, and plans shown on this drawing are owned by and the property of Conceptual Architecture & Design. No part of this drawing may be reproduced, stored in a retrieval system, or transmitted in any form or by any means, without the prior written permission of Conceptual Architecture & Design. The user of this drawing shall be responsible for all dimensions and conditions on the job and the user must be notified of any variations from the dimensions.




REVISIONS		
No.	Description	Date

Consultant
 Address
 Address
 Phone
 Fax
 e-mail
 Consultant
 Address
 Address
 Phone
 Fax
 e-mail

PARTEE PROVIDENCIALES LIMITED
 LOCATION: 60506 / 4 BLUE HILLS & STAMERS RUN

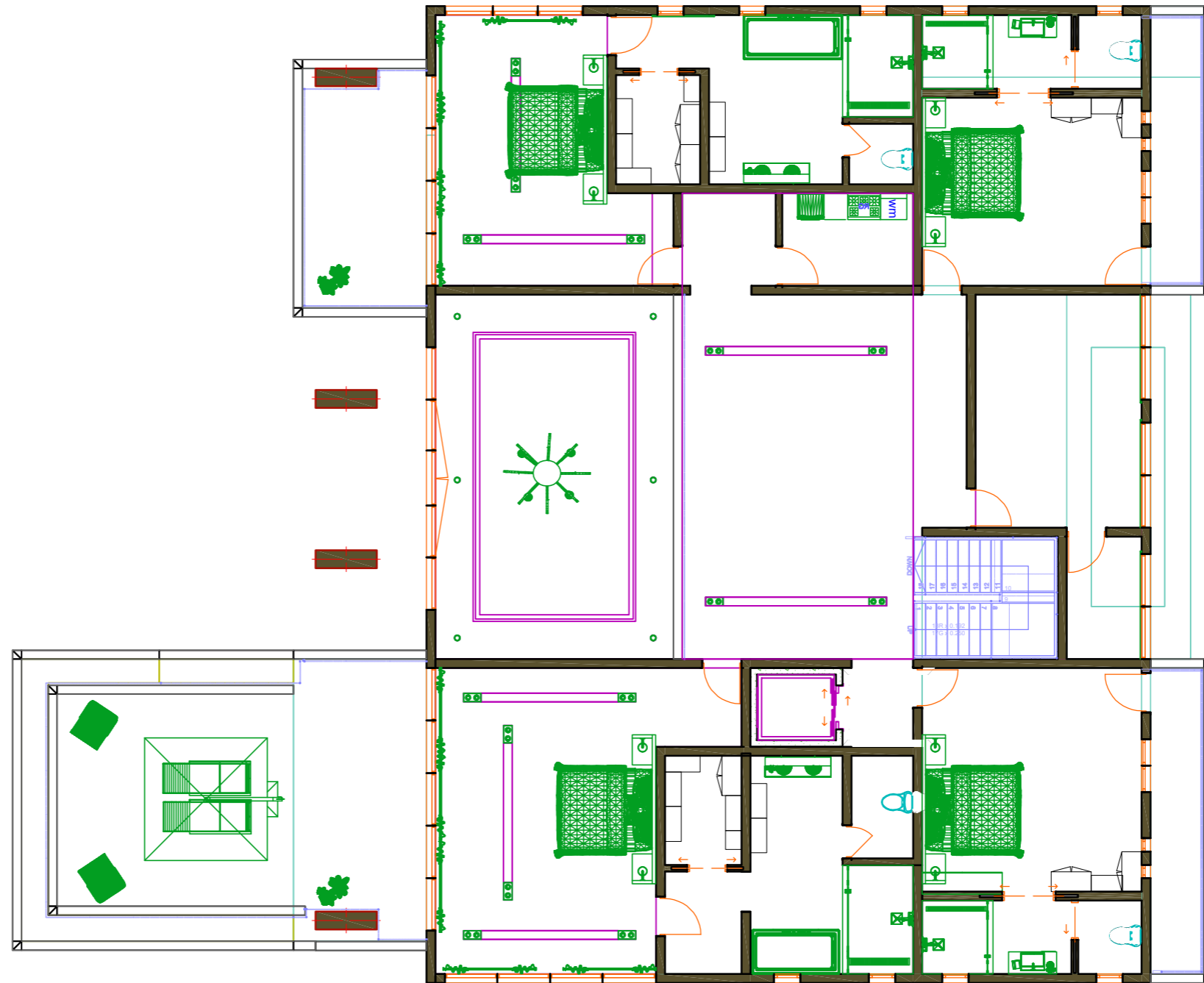
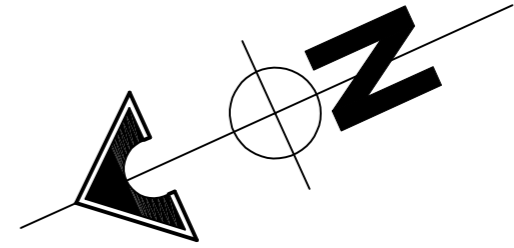
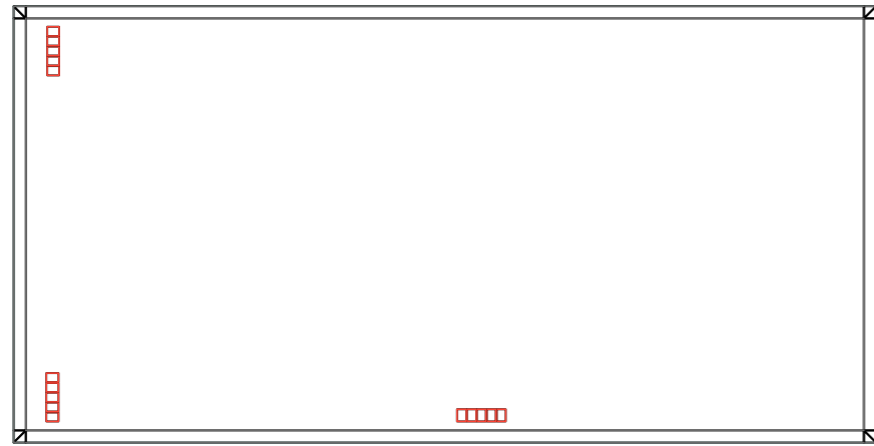
Providenciales
 Website: B.W.I.
 Call: (649) 246-2383
 Call: (649) 342-4272
 dameko.dean@gmail.com
 Facebook: Conceptual Arch. & Des.
 Des.



Drawn by: **DAMEKO DEAN**
 Checked by: **DAMEKO DEAN**
 Date: **JULY 2023**
 Scale: **AS SHOWN**
 Sheet Number
A-005
 Project number: **DDD.03**

B-103
GROUND FLOOR PLAN
 Scale: 1/8"=1'-0"

This design, title, arrangements, and plans shown on this drawing are owned by and the property of Conceptual Architecture & Design. No part of such title, design, arrangements or plans shall be used by or disclosed to any person, firm or corporation for any purpose without the written permission of Conceptual Architecture & Design. Where dimensions on the drawing differ from scaled dimensions, Contractors shall verify and be responsible for all dimensions and conditions on the job and this office shall not be liable for any variation from the dimensions.




REVISIONS		
No.	Description	Date

Consultant
Address
Address
Phone
Fax
e-mail
Consultant
Address
Address
Phone
Fax
e-mail

PARTEE PROVIDENCIALES LIMITED
LOCATION: 60506 / 4 BLUE HILLS & STAMERS RUN

Providenciales
Turks & Caicos Islands, B.W.I.
Cell: (649) 246-4233
dameko.dean@gmail.com
Facebook: Conceptual Arch. & Des.



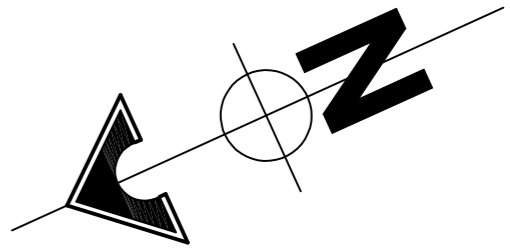
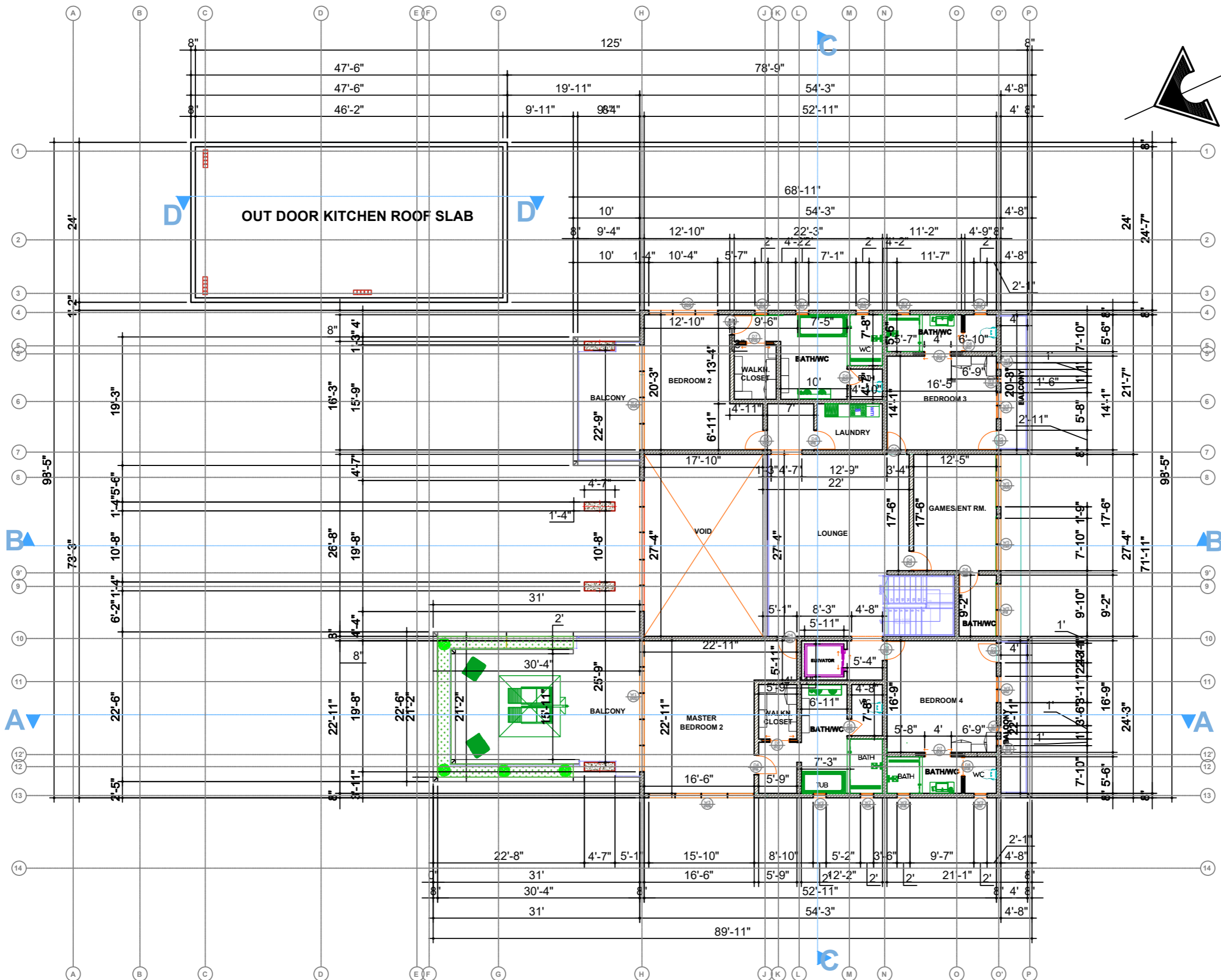
Drawn by: **DAMEKO DEAN**
Checked by: **DAMEKO DEAN**
Date: **JULY 2023**
Scale: **A5 SHOWN**
Sheet Number
A-006
Project number: **DDD.03**

B-104
DDD.03

SECOND FLOOR FURNITURE PLAN

Scale: 1/8"=1'-0"

The design, ideas, arrangements, and plans shown on this drawing are owned by and the property of Conceptual Architecture & Interiors & design firm of such lines, designs, arrangements or plans shall be used by or disclosed to any person, firm or corporation without the written permission of Conceptual Architecture & Interiors. Contractors shall verify and be responsible for all dimensions and conditions on the job and they must be notified of any variations from the dimensions.




REVISIONS		
No.	Description	Date

Consultant
 Address
 Address
 Phone
 Fax
 e-mail
 Consultant
 Address
 Address
 Phone
 Fax
 e-mail

PARTEE PROVIDENCIALES LIMITED
 LOCATION: 60506 / 4 BLUE HILLS & STAMERS RUN

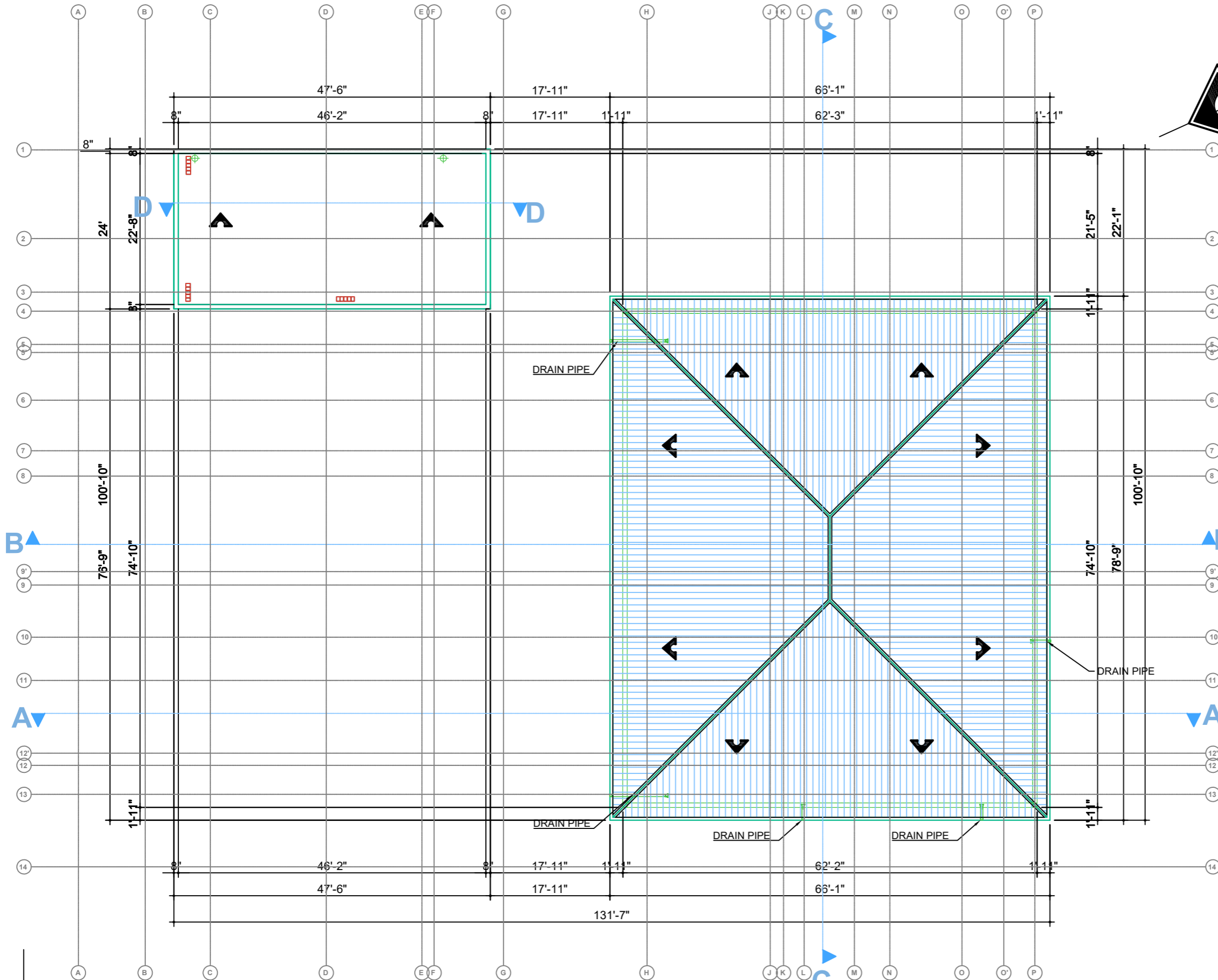
Provisionales
 Providenciales, B.V.I.
 Cell: (649) 246-2583
 Cell: (649) 342-4272
 damako.dean@gmail.com
 Facebook: Conceptual Arch. & Des.
 Dns.



Drawn by: **DAMEKO DEAN**
 Checked by: **DAMEKO DEAN**
 Date: **JULY 2023**
 Scale: **AS SHOWN**
 Sheet Number
A-007
 Project number: **DDD.03**

B-105
DDD.03
SECOND FLOOR PLAN
 Scale: 1/8"=1'-0"

The design, ideas, arrangements, and plans shown on this drawing are owned by and the property of Conceptual Architectural & Design. No part of this drawing shall be used by or disclosed to any person, firm or corporation for any purpose without the written permission of Conceptual Architectural & Design. Design within dimension on the drawing shall take precedence over scaled dimensions. Contractors shall verify and be responsible for all dimensions and conditions on the job and they shall be notified of any variations from the dimensions.



REVISIONS		
No.	Description	Date

Consultant
 Address
 Address
 Phone
 Fax
 e-mail
 Consultant
 Address
 Address
 Phone
 Fax
 e-mail

PARTEE PROVIDENCIALES LIMITED
 LOCATION: 60506 / 4 BLUE HILLS & STAMERS RUN

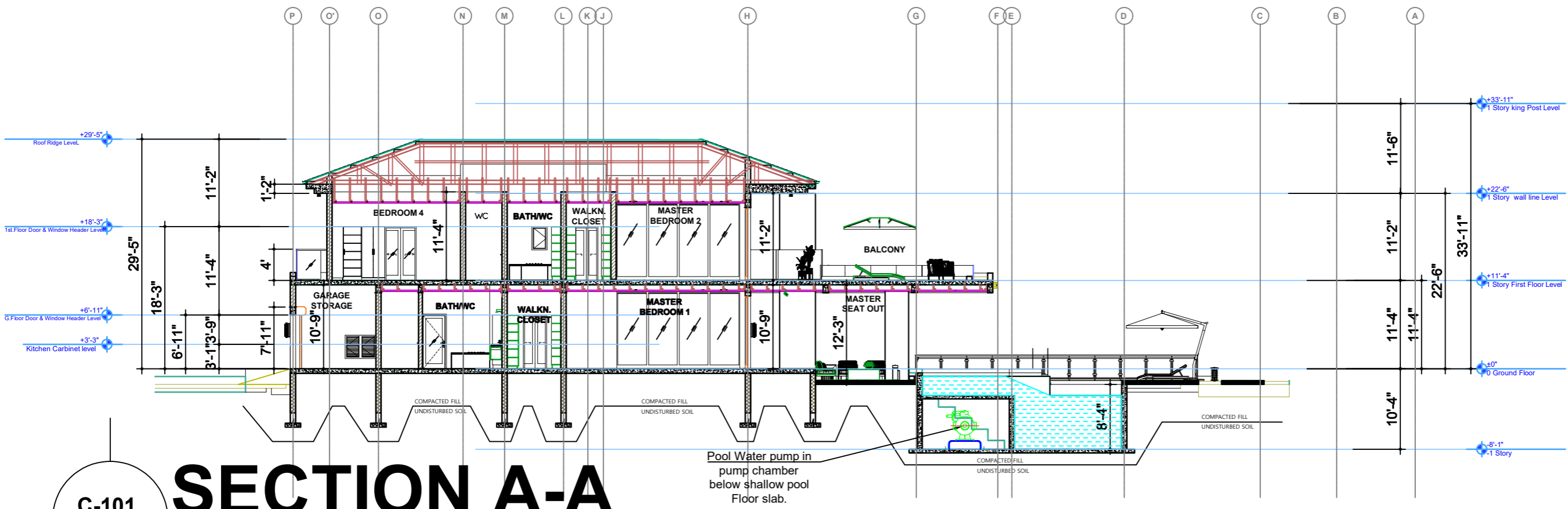
Providenciales
 Turks & Caicos Islands B.W.I.
 Cell: (649) 246-2383
 Cell: (649) 342-4272
 Email: info@partee.com
 Facebook: Conceptual Arch. & Des.



Drawn by: DAMEKO DEAN
 Checked by: DAMEKO DEAN
 Date: JULY 2023
 Scale: AS SHOWN
 Sheet Number
A-008
 Project number: DDD.03

B-106
DDD.03
ROOF PLAN
 Scale: 1/8"=1'-0"

The design, ideas, arrangements, and plans shown on this drawing are owned by and the property of Conceptual Architecture & Design. No part of this drawing may be reproduced, stored in a retrieval system, or transmitted in any form or by any means, electronic, mechanical, photocopying, recording, or by any information storage and retrieval system, without the prior written permission of Conceptual Architecture & Design. Design within dimension on the drawing shall take precedence over scaled dimensions. Contractors shall verify and be responsible for all dimensions and conditions on the job and this office must be notified of any variations from the dimensions.

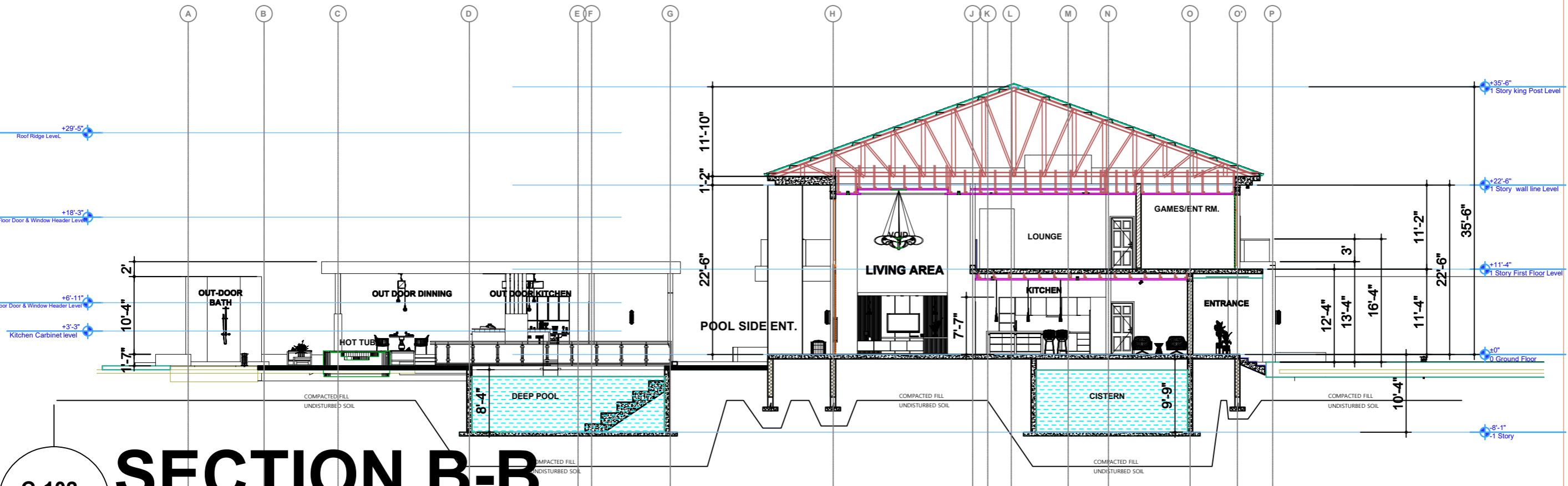


C-101
DDD.03

SECTION A-A

Scale: 1/8" = 1'-0"

Pool Water pump in pump chamber below shallow pool Floor slab.



C-102
DDD.03

SECTION B-B

Scale: 1/8" = 1'-0"



REVISIONS		
No.	Description	Date

Consultant
Address
Address
Phone
Fax
e-mail
Consultant
Address
Address
Phone
Fax
e-mail

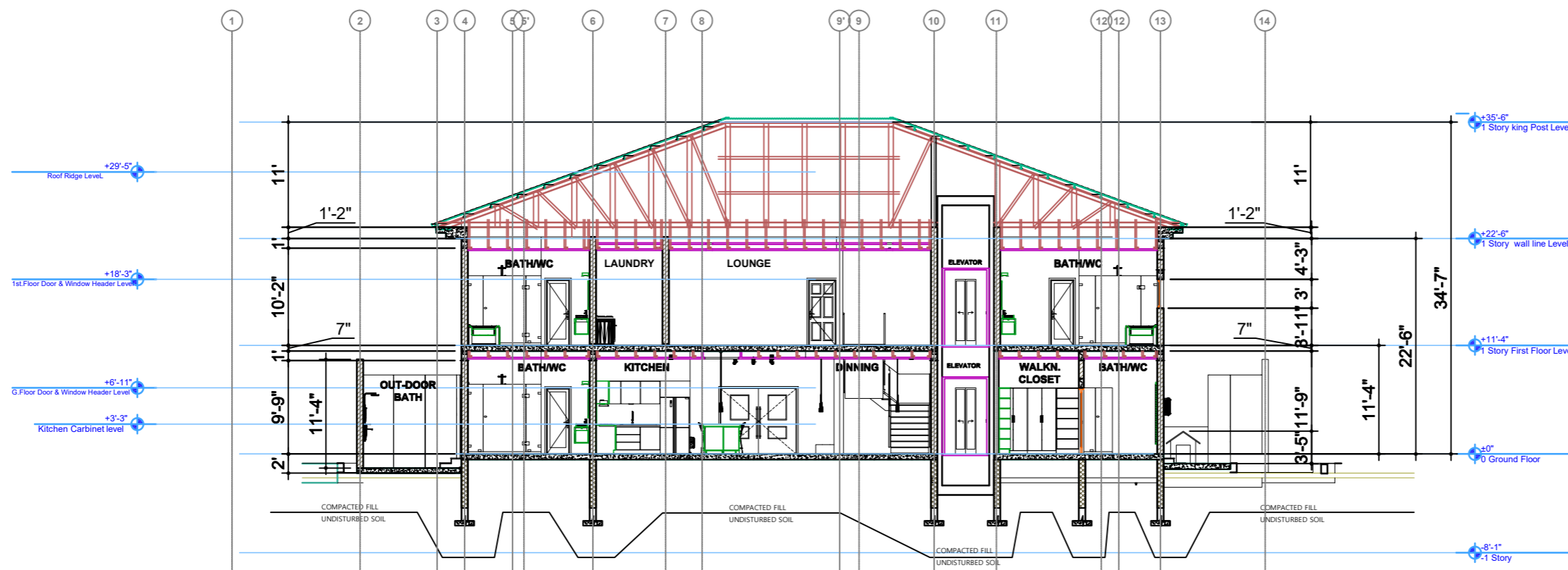
PARTEE PROVIDENCIALES LIMITED
LOCATION: 60506 / 4 BLUE HILLS & STAMERS RUN

Providenciales
Turks & Caicos Islands, B.W.I.
Cell: (649) 246-2383
Office: (649) 346-2727
Email: damako@partee.com
Facebook: Conceptual Arch. & Design
Dns.

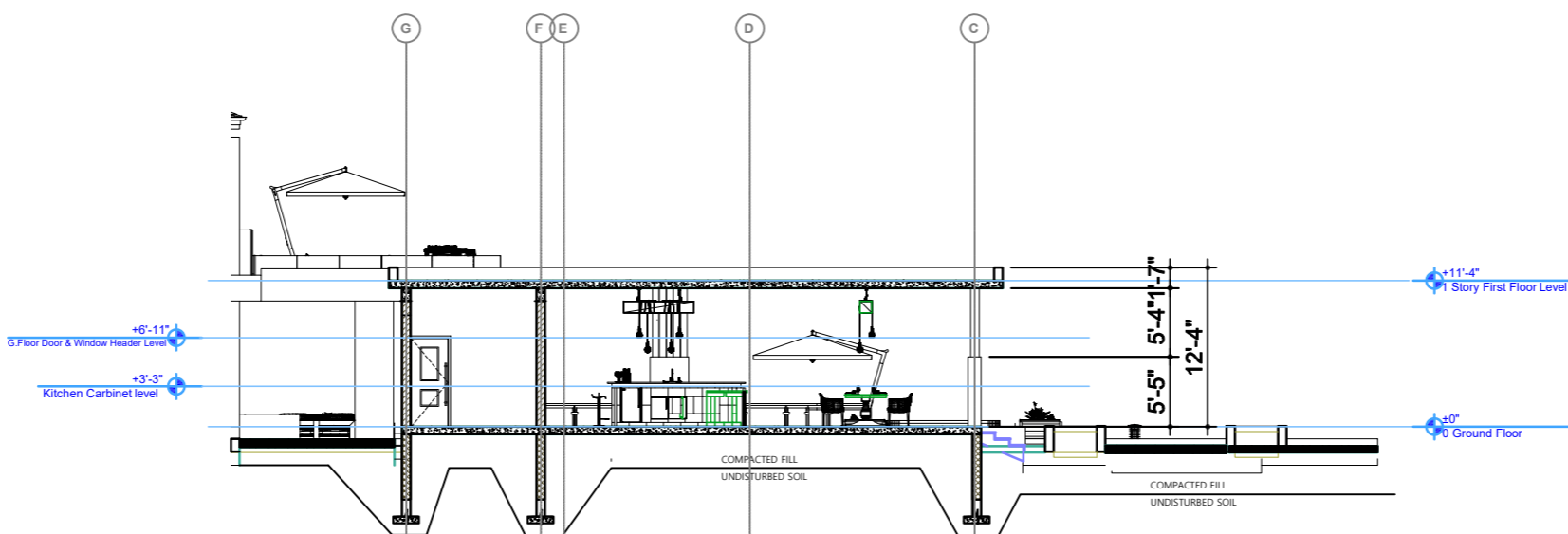


Drawn by: DAMEKO DEAN
Checked by: DAMEKO DEAN
Date: JULY 2023
Scale: AS SHOWN
Sheet Number
A-009
Project number: DDD.03

The design, ideas, arrangements, and plans shown on this drawing are owned by and the property of Conceptual Architecture & Design. No part of this drawing may be reproduced, stored in a retrieval system, or transmitted in any form or by any means, electronic, mechanical, photocopying, recording, or by any information storage and retrieval system, without the prior written permission of Conceptual Architecture & Design. Design and dimensions on this drawing shall be used for all dimensions and conditions on the job and this must be noted by any variations from the dimensions.



C-103
DDD.03
SECTION C-C
 Scale: 1/8"=1'-0"



C-104
DDD.03
SECTION D-D
 Scale: 1/8"=1'-0"



REVISIONS		
No.	Description	Date

Consultant
 Address
 Address
 Phone
 Fax
 e-mail
 Consultant
 Address
 Address
 Phone
 Fax
 e-mail

PARTEE PROVIDENCIALES LIMITED
 LOCATION: 60506 / 4 BLUE HILLS & STAMERS RUN

Providenciales
 Turks & Caicos Islands .B.W.I.
 77-010000000
 Call: (649) 342-4272
 damedeo.dean@gmail.com
 Facebook: Conceptual Arch. & Des.



Drawn by: DAMEKO DEAN
 Checked by: DAMEKO DEAN
 Date: JULY 2023
 Scale: AS SHOWN
 Sheet Number
A-010
 Project number: DDD.03

The design, ideas, arrangements, and plans shown on this drawing are owned by and the property of Conceptual Architects & Design, Inc. and shall be used only for the purposes stated on the drawing. No part of this drawing may be reproduced or transmitted in any form or by any means, electronic or mechanical, including photocopying, recording, or by any information storage and retrieval system, without the prior written permission of Conceptual Architects & Design, Inc. All rights reserved. Consultant shall verify and be responsible for all dimensions and conditions on the job and the client must be notified of any variations from the dimensions.



REVISIONS		
No.	Description	Date

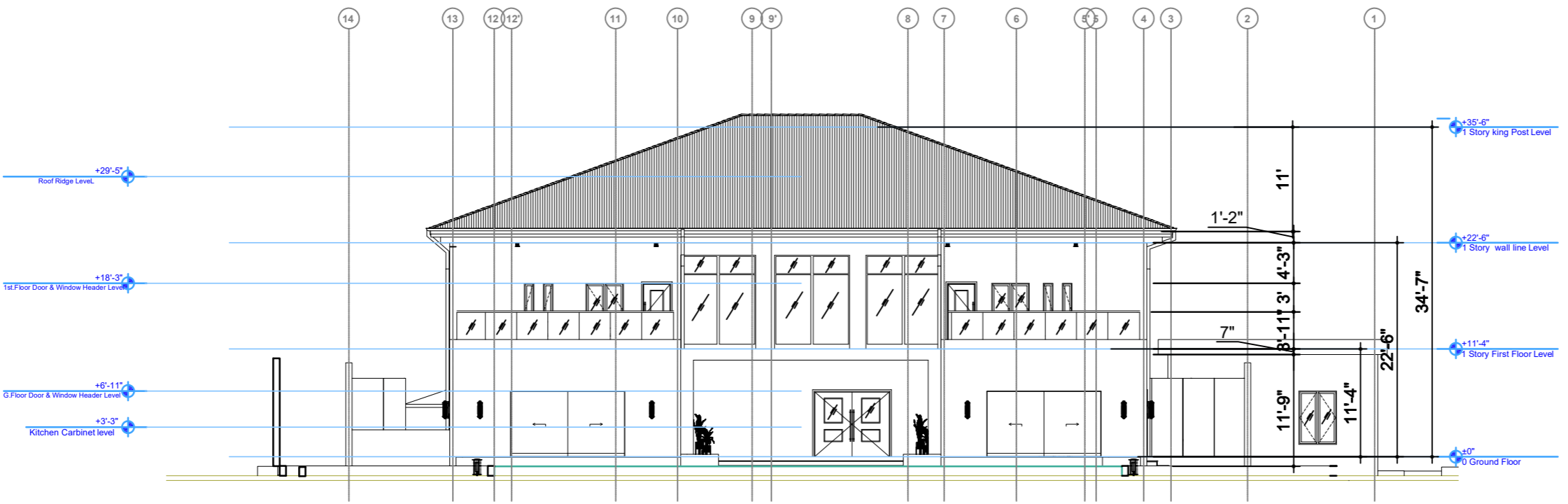
Consultant
Address
Address
Phone
Fax
e-mail
Consultant
Address
Address
Phone
Fax
e-mail

PARTEE PROVIDENCIALES LIMITED
LOCATION: 60506 / 4 BLUE HILLS & STAMERS RUN

Providenciales
Turks & Caicos Islands, B.W.I.
Cell: (649) 246-2953
Cell: (649) 342-6272
www.partee.com
Facebook: Conceptual Arch. & Des.

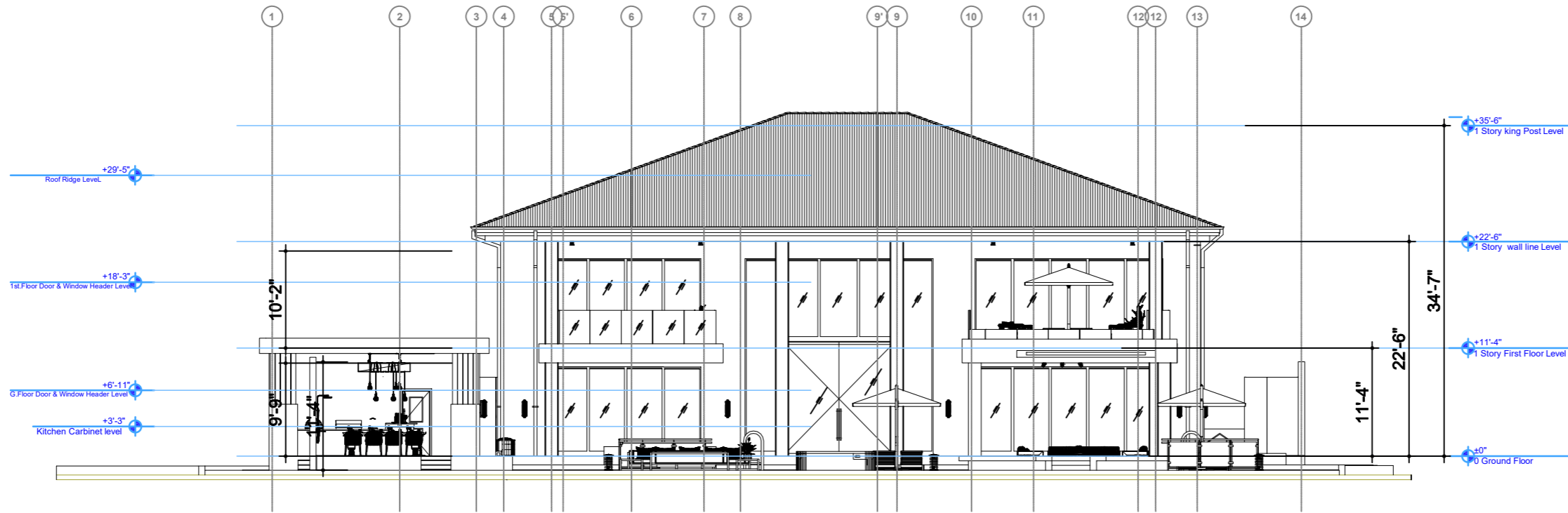


Drawn by: **DAMEKO DEAN**
Checked by: **DAMEKO DEAN**
Date: **JULY 2023**
Scale: **AS SHOWN**
Sheet Number
A-011
Project number: **DDD.03**



C-105
DDD.03
FRONT ELEVATION
Scale: 1/8"=1'-0"

The design, ideas, arrangements, and plans shown on this drawing are owned by and the property of Conceptual Architecture & Design. No part of such ideas, designs, arrangements or plans shall be used by or disclosed to any person, firm or corporation without the written permission of Conceptual Architecture & Design. Design and dimensions on the drawing shall take precedence over scaled dimensions. Contractors shall verify and be responsible for all dimensions and conditions on the job and the office must be notified of any variations from the drawings.



C-106
DDD.03

BACK ELEVATION

Scale: 1/8" = 1'-0"




REVISIONS		
No.	Description	Date

Consultant
Address
Phone
Fax
e-mail
Consultant
Address
Phone
Fax
e-mail

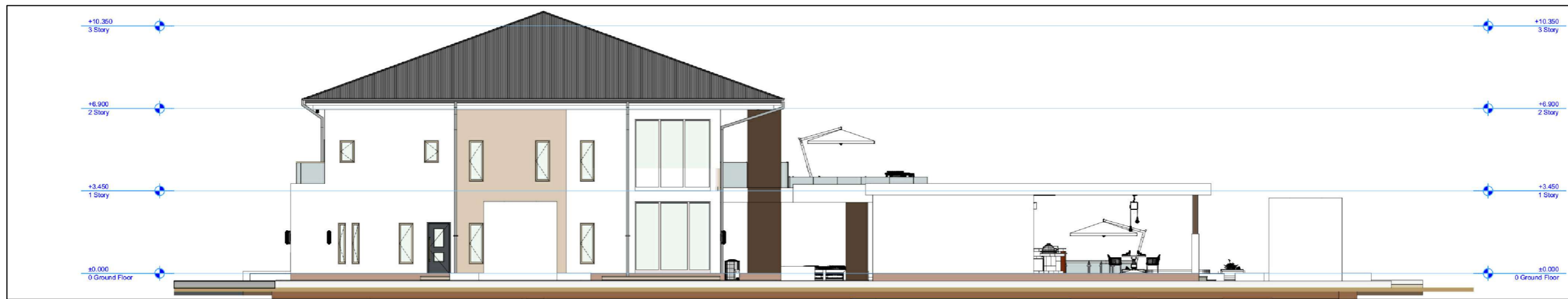
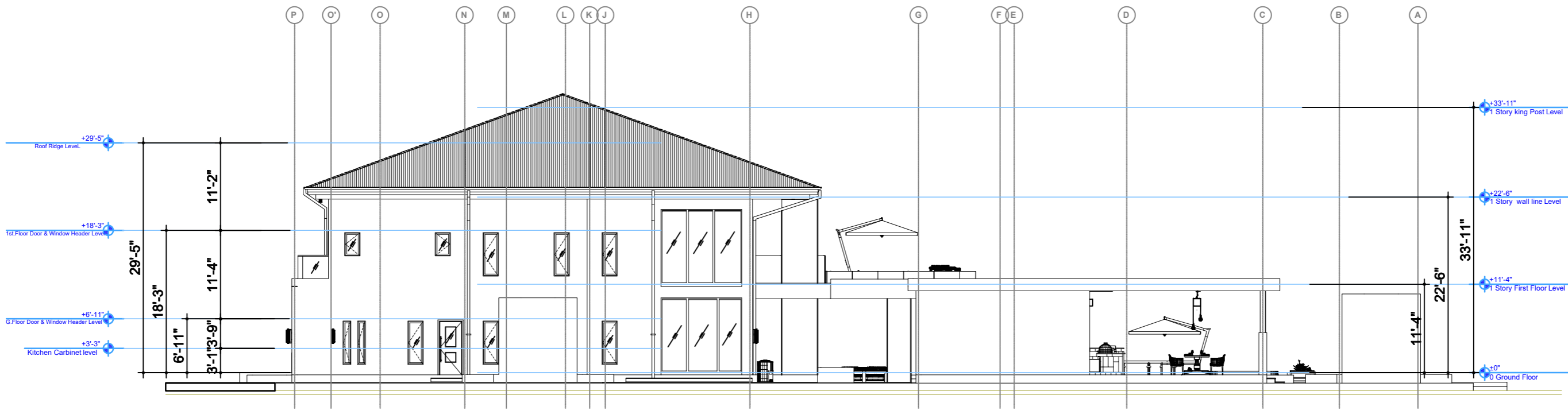
PARTEE PROVIDENCIALES LIMITED
LOCATION: 60506 / 4 BLUE HILLS & STAMERS RUN

Providenciales
T. Ure & Co. Architects
Call: (849) 344-4272
dameko.dean@gmail.com
Facebook: Conceptual Arch. & Des.



Drawn by: DAMEKO DEAN
Checked by: DAMEKO DEAN
Date: JULY 2023
Scale: AS SHOWN
Sheet Number
A-012
Project number: DDD.03

The design, ideas, arrangements, and plans shown on this drawing are owned by and the property of Conceptual Architecture & Design. No portion, design, arrangement, or plan shall be used by or disclosed to any person, firm, or corporation for any purpose without the written permission of Conceptual Architecture & Design. All dimensions and conditions on the drawing shall take precedence over stated dimensions. Contractors shall verify and be responsible for all dimensions and conditions on the job and the client makes no effort of any variations from the dimensions.



C-107
DDD.03

RIGHT ELEVATION

Scale: 1/8" = 1'-0"



REVISIONS		
No.	Description	Date

Consultant
Address
Phone
Fax
e-mail
Consultant
Address
Phone
Fax
e-mail


PARTEE PROVIDENCIALES LIMITED
LOCATION: 60506 / 4 BLUE HILLS & STAMERS RUN

Providenciales
Turks & Caicos Islands, B.W.I.
Cell: (649) 246-2353
dameko.dean@gmail.com
Facebook: Conceptual Arch. & Des.



Drawn by: **DAMEKO DEAN**
Checked by: **DAMEKO DEAN**
Date: **JULY 2023**
Scale: **AS SHOWN**
Sheet Number
A-013
Project number: **DDD.03**

The design, ideas, arrangements, and plans shown on this drawing are owned by, and the property of, Conceptual Architecture & Design. No part of this drawing may be reproduced, stored in a retrieval system, or transmitted in any form or by any means, electronic, mechanical, photocopying, recording, or by any information storage and retrieval system, without the prior written permission of Conceptual Architecture & Design. Design within dimensions on the drawing shall take precedence over scaled dimensions. Contractors shall verify and be responsible for all dimensions and conditions on the job and they must be verified on the site before construction begins.




REVISIONS		
No.	Description	Date

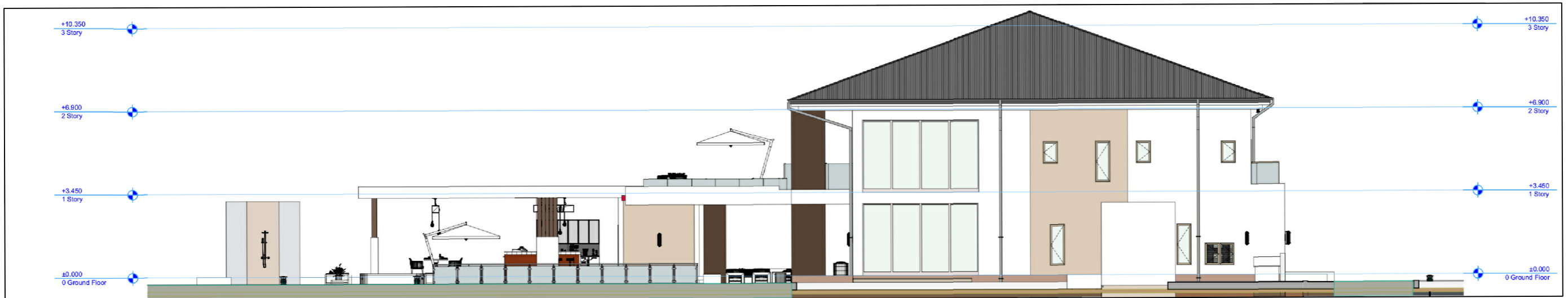
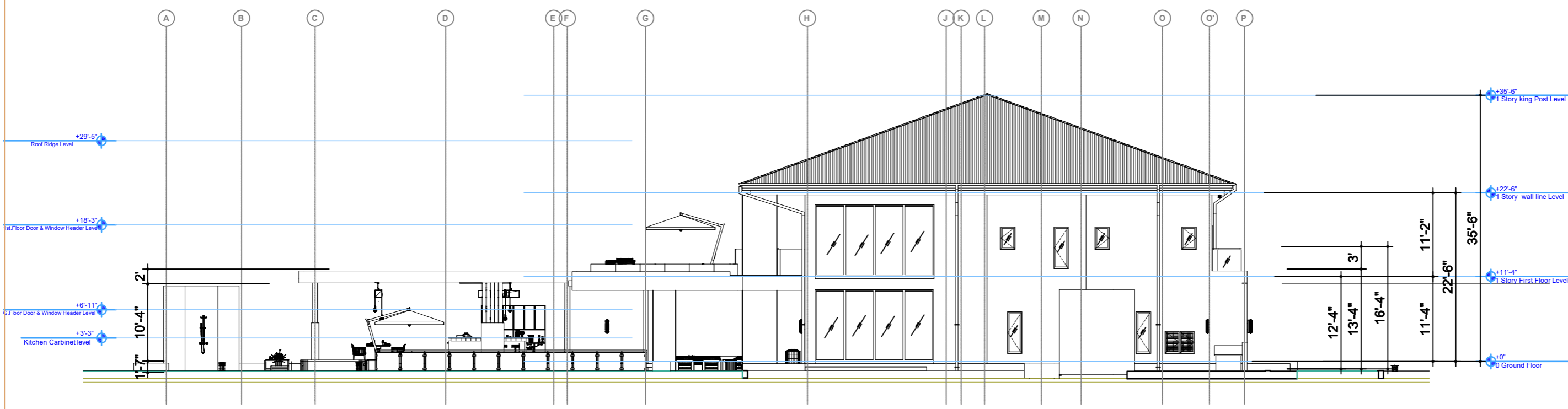
Consultant
Address
Address
Phone
Fax
e-mail
Consultant
Address
Address
Phone
Fax
e-mail

PARTEE PROVIDENCIALES LIMITED
LOCATION: 60506 / 4 BLUE HILLS & STAMERS RUN

Providenciales
Turks & Caicos Islands B.W.I.
Call: (649) 946-4293
dameko.dean@gmail.com
Facebook: Conceptual Arch. & Design



Drawn by: DAMEKO DEAN
Checked by: DAMEKO DEAN
Date: JULY 2023
Scale: AS SHOWN
Sheet Number
A-014
Project number: DDD.03



C-108
DDD.03

LEFT ELEVATION

Scale: 1/8"=1'-0"

The design, ideas, arrangements, and plans shown on this drawing are owned by and the property of Conceptual Architecture & Design. No part of this drawing may be reproduced or transmitted in any form or by any means, electronic, mechanical, photocopying, recording, or by any information storage and retrieval system, without the prior written permission of Conceptual Architecture & Design. All dimensions and conditions on the job and the office must be verified by the dimensions from the dimensions.



REVISIONS		
No.	Description	Date

Consultant
Address
Address
Phone
Fax
e-mail
Consultant
Address
Address
Phone
Fax
e-mail

PARTEE PROVIDENCIALES LIMITED
LOCATION: 60506 / 4 BLUE HILLS & STAMERS RUN

Providenciales
Turks & Caicos Islands B.W.I.
Cell: (649) 246-2583
Email: dameko.dean@gmail.com
Facebook: Conceptual Arch. & Des.



Drawn by: DAMEKO DEAN
Checked by: DAMEKO DEAN
Date: JULY 2023
Scale: AS SHOWN
Sheet Number
A-015
Project number: DDD.03

C-109
DDD.03

3D IMAGES

The design, ideas, arrangements, and plans shown on this drawing are owned by and the property of Conceptual Architecture & Design. No part of this drawing, design, arrangement or plan shall be used by or disclosed to any person, firm or corporation for any purpose without the written permission of Conceptual Architecture & Design under the provisions of the drawing and take precedence over scaled dimensions. Contractors shall verify and be responsible for all dimensions and conditions on the job and the office must be notified of any variations from the dimensions.



C-109
DDD.03

3D IMAGES



REVISIONS

No.	Description	Date

Consultant
Address
Address
Phone
Fax
e-mail
Consultant
Address
Address
Phone
Fax
e-mail

PARTEE PROVIDENCIALES LIMITED
LOCATION: 60506 / 4 BLUE HILLS & STAMERS RUN

Providenciales
Turks & Caicos Islands, B.W.I.
Cell: (649) 246-2933
Cell: (649) 346-4273
Email: info@partee.com
Facebook: Partee
Instagram: Conceptual Arch. & Design



Drawn by: DAMEKO DEAN
Checked by: DAMEKO DEAN
Date: JULY 2023
Scale: AS SHOWN
Sheet Number
A-015A
Project number: DDD.03

The design, ideas, arrangements, and plans shown on this drawing are owned by and the property of Conceptual Architecture & Design. None of such ideas, designs, arrangements or plans shall be used by or disclosed to any person, firm or corporation for any purpose without the written permission of Conceptual Architecture & Design. Design within dimension on the drawing shall take precedence over scaled dimension. Contractors shall verify and be responsible for all dimensions and conditions on the job and the office must be notified of any variations from the dimensions.



C-109
DDD.03

3D IMAGES




REVISIONS		
No.	Description	Date

Consultant
Address
Phone
Fax
e-mail
Consultant
Address
Phone
Fax
e-mail

PARTEE PROVIDENCIALES LIMITED
LOCATION: 60506 / 4 BLUE HILLS & STAMERS RUN

Providenciales, Jamaica, B.W.I.
Tel: (849) 246-2833
Cell: (649) 342-4272
dameko.dean@gmail.com
Facebook: Conceptual Arch. & Des.



Drawn by: **DAMEKO DEAN**
Checked by: **DAMEKO DEAN**
Date: **JULY 2023**
Scale: **AS SHOWN**
Sheet Number
A-015B
Project number: **DDD.03**

The design, ideas, arrangements, and plans shown on this drawing are owned by and the property of Conceptual Architecture & Design House of such ideas, designs, arrangements or plans shall be used by or disclosed to any person, firm or corporation for any purpose without the written permission of Conceptual Architecture & Design House. Design House shall remain responsible for all dimensions and conditions on the job and the client shall be notified of any variations from the dimensions.



REVISIONS		
No.	Description	Date

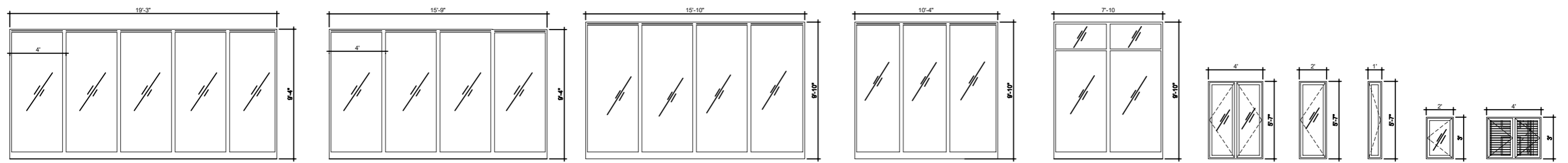
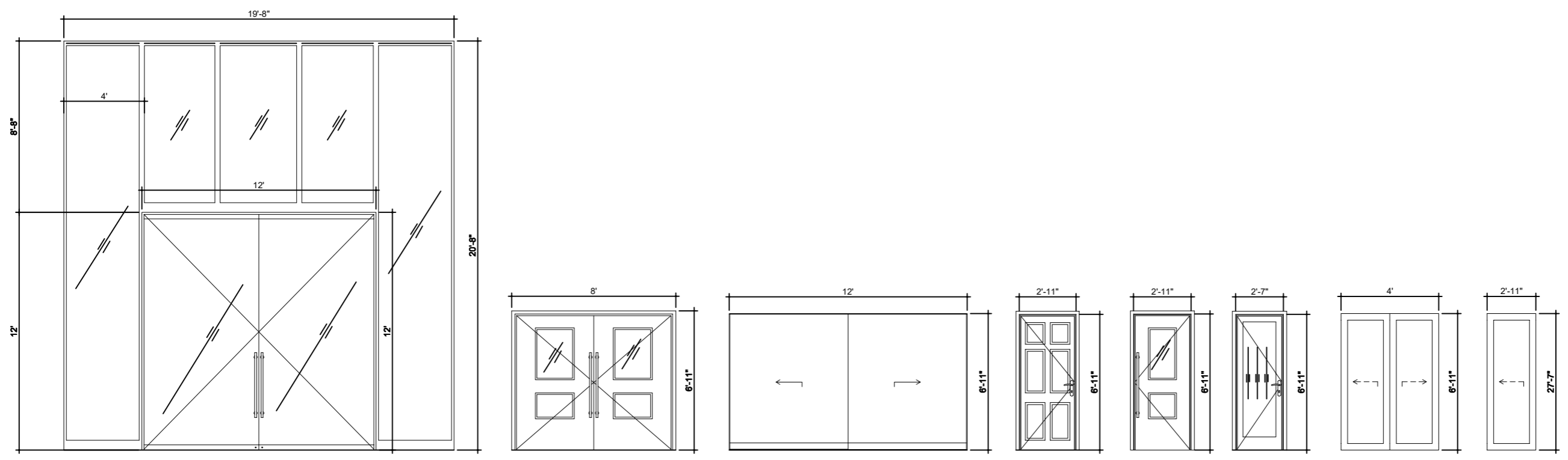
Consultant
Address
Address
Phone
Phone
Fax
e-mail
e-mail
Consultant
Address
Address
Phone
Phone
Fax
e-mail
e-mail

PARTEE PROVIDENCIALES LIMITED
LOCATION: 60506 / 4 BLUE HILLS & STAMERS RUN

Providenciales
Turks & Caicos Islands, B.W.I.
Cell: (649) 342-2272
dameko.dean@gmail.com
Facebook: Conceptual Arch. & Design



Drawn by: DAMEKO DEAN
Checked by: DAMEKO DEAN
Date: JULY 2023
Scale: AS SHOWN
Sheet Number
A-016
Project number: DDD.03



DOOR AND FRAME SCHEDULE									
MARK	SWING DIRECTION	STYLE	SYM	SIZE			MATL	GLAZING	NOTES
				WD	HGT	THK			
001	SEE PLAN	DOUBLE HINGED OR SLIDE EXTERIOR	D1	19'-8"	20'-8"	4"	ALUM	YES	Aluminum frame glass security door with side casement, top light and must be electronically smart
002	SEE PLAN	DOUBLE HINGED EXTERIOR	D2	8'-0"	6'-11"	4"	ALUM	YES	Aluminum door with glass panel light security door and must be electronically smart
003-004	SEE PLAN	SINGLE ROLLER SHUTTER	D3	12'-0"	6'-11"	4"	ALUM	YES/NO	Brown Aluminum roller shutter door
005-018	SEE PLAN	SINGLE HINGED	D4	2'-11"	6'-11"	4"	WOODEN	NO	White or brown paneled interior door
0019-024	SEE PLAN	SINGLE HINGED	D5	2'-11"	6'-11"	4"	ALUM	YES	Aluminum security door and must be smart
0025-029	SEE PLAN	SINGLE HINGED	D6	2'-7"	6'-11"	4"	ALUM	YES	Laminated Aluminum paneled glass mirror door
0030-035	SEE PLAN	DOUBLE POCKET	D7	4'-0"	6'-11"	4"	ALUM	YES	Laminated Aluminum paneled glass mirror pocket door
0036-037	SEE PLAN	SINGLE POCKET	D8	4'-0"	6'-11"	4"	ALUM	YES	Laminated Aluminum paneled glass mirror pocket door
TOTAL NUMBER OF DOORS-38									

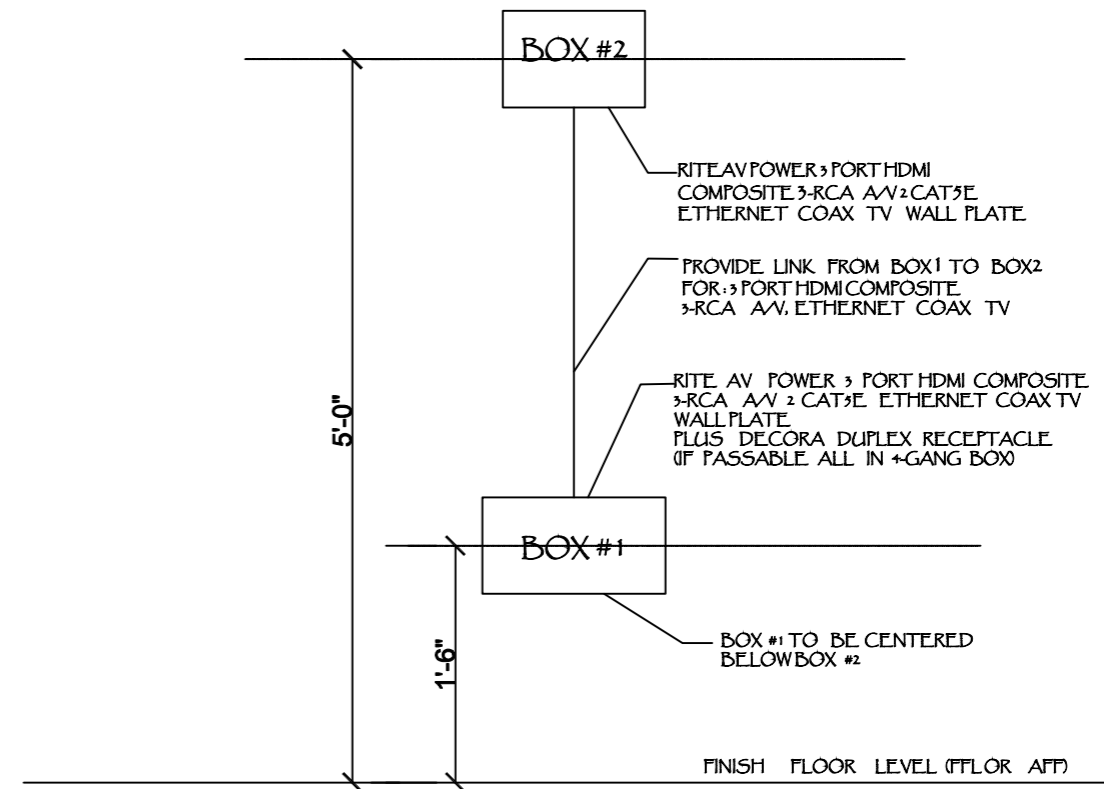
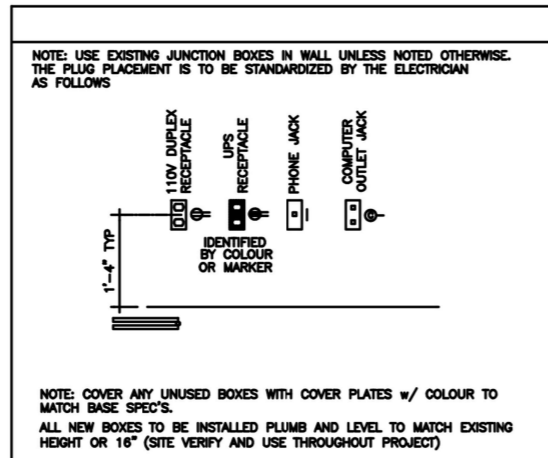
WINDOW AND FRAME SCHEDULE									
NUM	SWING DIRECTION	STYLE	SYM	SIZE			MATL	GLAZING	NOTES
				WD	HGT	THK			
001-002	OUTSIDE	DOUBLE DIRECTION SLIDE	W1	19'-3"	9'-4"	4"	ALUM	YES	White painted aluminum coated window
003-004	OUTSIDE	DOUBLE DIRECTION SLIDE	W2	15'-9"	9'-4"	4"	ALUM	YES	White painted aluminum coated window
005-006	OUTSIDE	DOUBLE DIRECTION SLIDE	W3	15'-10"	9'-10"	4"	ALUM	YES	White painted aluminum coated window
007-008	OUTSIDE	DOUBLE DIRECTION SLIDE	W4	10'-4"	9'-10"	4"	ALUM	YES	White painted aluminum coated window
009-011	OUTSIDE	DOUBLE DIRECTION SLIDE	W5	7'-10"	9'-10"	4"	ALUM	YES	White painted aluminum coated window
012-013	OUTSIDE	DOUBLE DIRECTION SLIDE	W6	4'-0"	5'-7"	4"	ALUM	YES	White painted aluminum coated window
014-024	OUTSIDE	EXTERIOR DIRECTION CASEMENT	W7	2'-0"	5'-7"	4"	ALUM	YES	White painted aluminum coated window
025-032	OUTSIDE	EXTERIOR DIRECTION CASEMENT	W8	1'-0"	5'-7"	4"	ALUM	YES	White painted aluminum coated window
033-039	OUTSIDE	EXTERIOR DIRECTION CASEMENT	W9	2'-0"	3'-0"	4"	ALUM	YES	White painted aluminum coated window
040	OUTSIDE	EXTERIOR LOWER CASEMENT	W10	2'-0"	3'-0"	4"	ALUM	YES	White painted aluminum coated window
TOTAL NUMBER OF DOORS-40									

C-010
DDD.03

DOORS & WINDOWS SCHEDULE

SYM	DESCRIPTION	SYM	DESCRIPTION
	RECESSED LIGHT - FIXED		FLOOR MOUNTED DUPLEX OUTLET 110V
	PENDANT LIGHT		DUPLEX WEATHER PROOF (G.F.I.) OUTLET (DOUBLE)
	WALL LIGHTING OUTLET		DUPLEX OUTLET 220V (DOUBLE)
	WATER PROOF WALL LIGHTING		DUPLEX OUTLET 100V (DOUBLE)
	SPOT LIGHT		DUPLEX OUTLET WITH 2 No. SEPARATE CIRCUITS
	STAIR LIGHT		AIR CONDITION UNIT OUTLET
	CEILING FAN WITHOUT LIGHT		SPECIAL-PURPOSE OUTLET
	CEILING FAN WITH LIGHT		GFI OUTLET (DOUBLE)
	ONE WAY SWITCH		SWITCH/OUTLET COMBINATION
	TWO WAY SWITCH		PRIMARY DISTRIBUTION PANEL
	THREE WAY SWITCH		TELEVISION POINT
	FOUR WAY SWITCH		TELEPHONE POINT
	EXHAUST FAN W/LIGHT		DATA POINT
	CHANDELIER		STEREO SYSTEM SPEAKER POINT

120 VOLT OUTLET FOR HOT WATER HEATER
120 VOLT OUTLET FOR OVEN & MICROWAVE

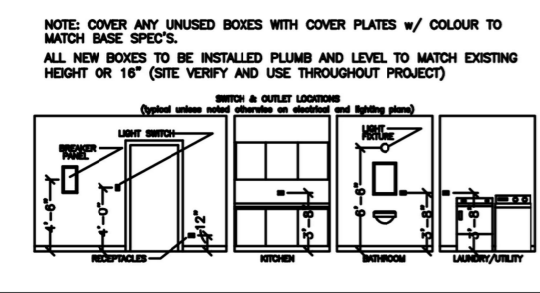


D-101
DDD.01

ELECTRICAL INSTALLATION PLAN LEGEND

Scale: 1/8" = 1'-0"

- CEILING MOUNTED LIGHT FIXTURE LOCATION:
- CEILING MOUNTED RECESSED LIGHT FIXTURE LOCATION:
- WALL MOUNTED RECESSED LIGHT FIXTURE LOCATION:
- SPOT LIGHT LOCATION:
- WALL SCONCE LIGHT FIXTURE MOUNTED AT 6'-4" (76") AFF LOCATION:
- WALL MOUNTED SECURITY LIGHT w MOTION DETECTOR & PHOTOCELL LOCATE SECURITY LIGHT 6" BELOW FASCIA BOARD, 12" BACK FROM CORNER UNLESS NOTED OTHERWISE
- 110 VOLT DUPLEX RECEPTACLE - 16" A.F.F.
- 110 VOLT DUPLEX RECEPTACLE - 42" A.F.F. ON ATTACHED SKETCHES
- GROUND FAULT CIRCUIT INTERRUPTER USE NEAR SINKS IN KITCHEN/BATH
- 110 VOLT DUPLEX RECEPTACLE - 16" A.F.F. WEATHER PROOF
- 110 VOLT DUPLEX RECEPTACLE - 16" A.F.F. SPLIT WIRED - ONE TO PLUG, ONE TO LIGHT SWITCH
- 110 VOLT DUPLEX RECEPTACLE - 16" A.F.F. DUPLEX ON SEPARATE CIRCUITS
- 110 VOLT DUPLEX RECEPTACLE - 16" A.F.F. QUAD PLUG CONFIGURATION
- 110 VOLT DUPLEX RECEPTACLE SURFACE MOUNTED ON FLOOR
- 220 VOLT RECEPTACLE
- COMPUTER OUTLET
- TELEPHONE JACK
- FAX OUTLET
- TELEVISION OUTLET
- PUSH SWITCH (DOOR BELL)
- DOOR BELL @ 96" AFF
- SMOKE DETECTOR / ALARM
- MOTION DETECTOR
- THERMOSTAT
- LIGHT SWITCH @ 54" AFF
- TRIPLE POLE LIGHT SWITCH @ 54" AFF
- FAN SWITCH OR RHEOSTAT @ 54" AFF
- REMOTE CONTROLLED SWITCH @ 54" AFF
- DIMMER SWITCH @ 54" AFF
- BREAKER PANEL @ 54" TO <-STANDARD POWER
- BREAKER PANEL @ 54" TO <-UPS
- WIRE IN CEILING OR WALL
- STEREO SYSTEM LOCATION - ROUTE SPEAKER WIRES HERE
- STEREO SPEAKER WIRE BOX
- CEILING MOUNTED RECESSED FAN LOCATION: BATHROOMS
- AIR CONDITIONER SUPPLY UNIT
- AIR CONDITIONER CONDENSER UNIT
- CEILING MOUNTED FAN 52" ~ MIN. RADIUS WITH OR WITHOUT LIGHT AS SPEC'ED
- TRACK LIGHT w/ HALOGEN LAMPS



REVISIONS

No.	Description	Date

Consultant
Address
Phone
Fax
e-mail
Consultant
Address
Phone
Fax
e-mail

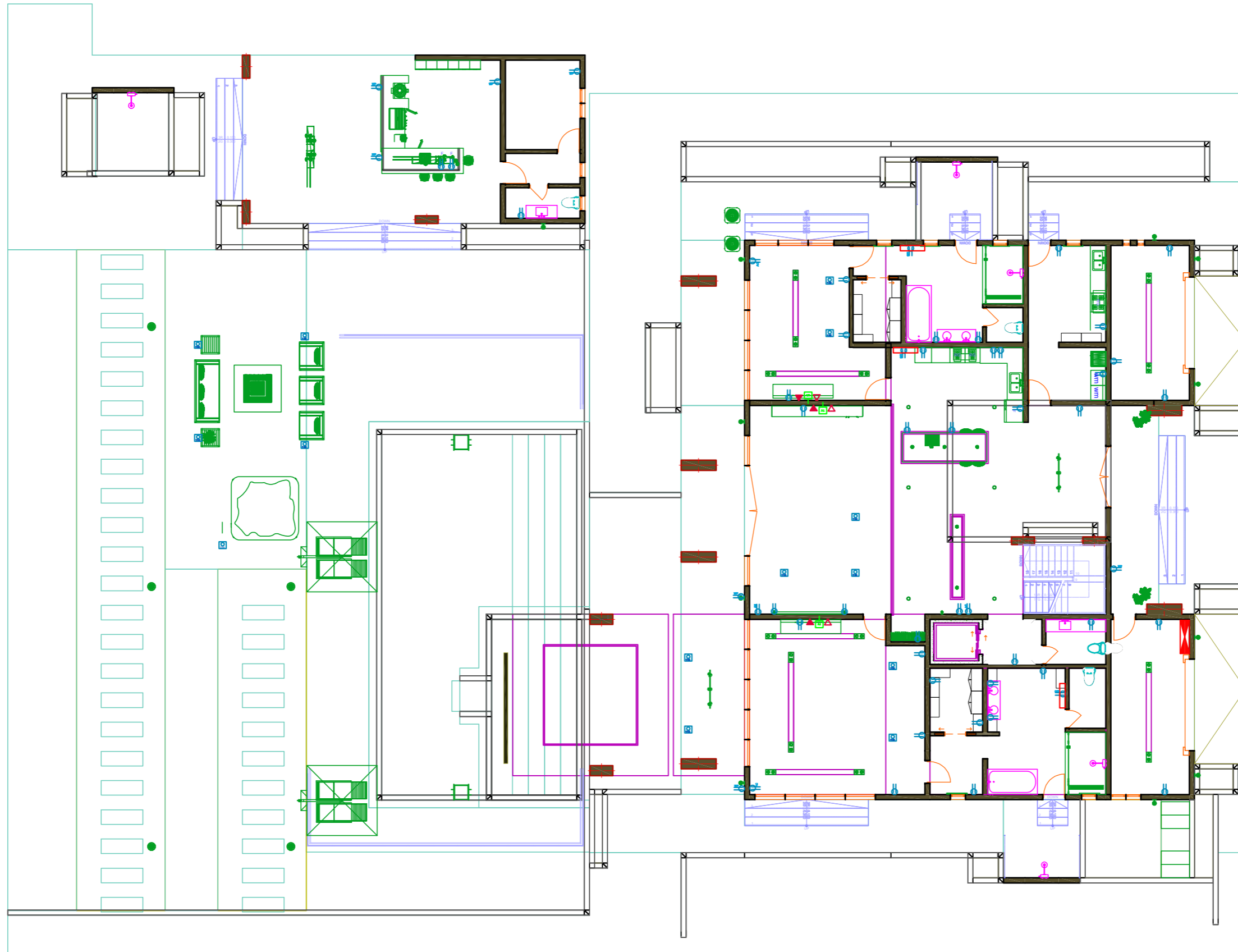
PARTEE PROVIDENCIALES LIMITED
LOCATION: 60506 / 4 BLUE HILLS & STAMERS RUN

Providenciales
Turks & Caicos Islands B.W.I.
Cell: (649) 246-2583
Cell: (649) 342-4272
dameko.dean@gmail.com
www.partee.com
Facebook: Conceptual Archt. & Des.



Drawn by: DAMEKO DEAN
Checked by: DAMEKO DEAN
Date: JULY 2023
Scale: AS SHOWN
Sheet Number
A-017
Project number: DDD.03

The design, ideas, arrangements, and plans shown on this drawing are owned by and the property of Conceptual Architecture & Design. No part of this drawing may be used by or disclosed to any person, firm or corporation for any purpose without the written permission of Conceptual Architecture & Design. Contractors shall verify and be responsible for all dimensions and conditions on the job and this office shall be notified of any variations from the dimensions.



D-102
DDD.03

GROUND FLOOR RECEPTACLE PLAN

Scale: 1/8"=1'-0"



REVISIONS		
No.	Description	Date

Consultant
Address
Address
Phone
Phone
Fax
e-mail
Consultant
Address
Address
Phone
Phone
Fax
e-mail

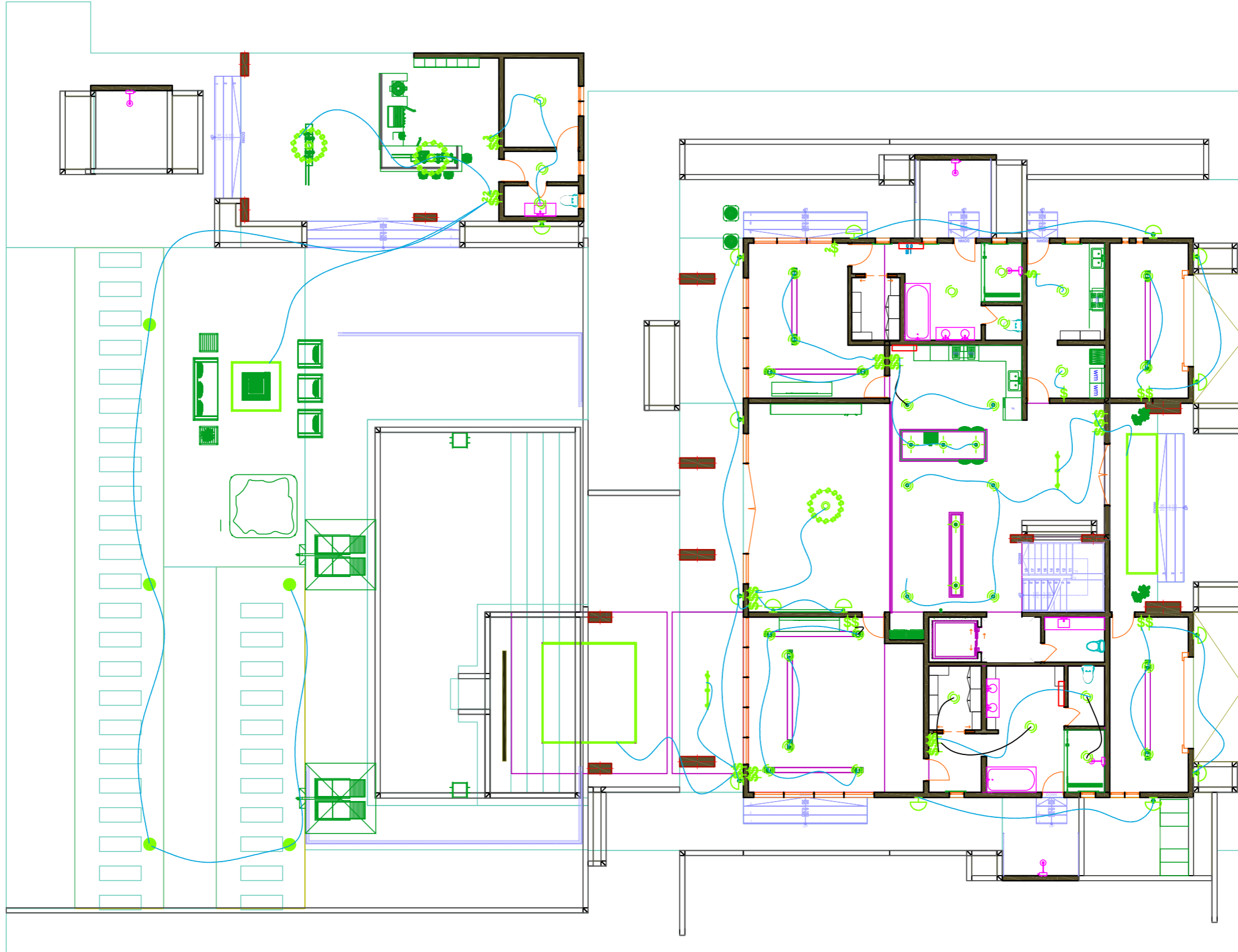
PARTEE PROVIDENCIALES LIMITED
LOCATION: 60506 / 4 BLUE HILLS & STAMERS RUN

Providenciales
Turtle & Caicos Islands, B.W.I.
Call: (649) 246-2383
Email: dameko.dean@gmail.com
Facebook: Conceptual Arch. & Des.



Drawn by: DAMEKO DEAN
Checked by: DAMEKO DEAN
Date: JULY 2023
Scale: AS SHOWN
Sheet Number
A-018
Project number: DDD.03

The design, ideas, arrangements, and plans shown on this drawing are owned by and the property of Conceptual Architecture & Design. None of such ideas, designs, arrangements or plans shall be used by or disclosed to any person, firm or corporation for any purpose without the written permission of Conceptual Architecture & Design within the dimension of the drawing shall be provided over notated dimensions. Contractors shall verify and be responsible for all dimensions and conditions on the job and the office must be notified of any variation from the dimensions.



D-103
DDD.03

GROUND FLOOR LIGHTING PLAN

Scale: 1/8"=1'-0"




REVISIONS		
No.	Description	Date

Consultant
Address
Address
Phone
Fax
e-mail
Consultant
Address
Address
Phone
Fax
e-mail

PARTEE PROVIDENCIALES LIMITED
LOCATION: 60506 / 4 BLUE HILLS & STAMERS RUN

Providenciales
Turks & Caicos Islands, B.W.I.
Tel: (649) 941-4477
Cell: (649) 342-4272
dameko.dean@gmail.com
Facebook: Conceptual Arch. & Des.



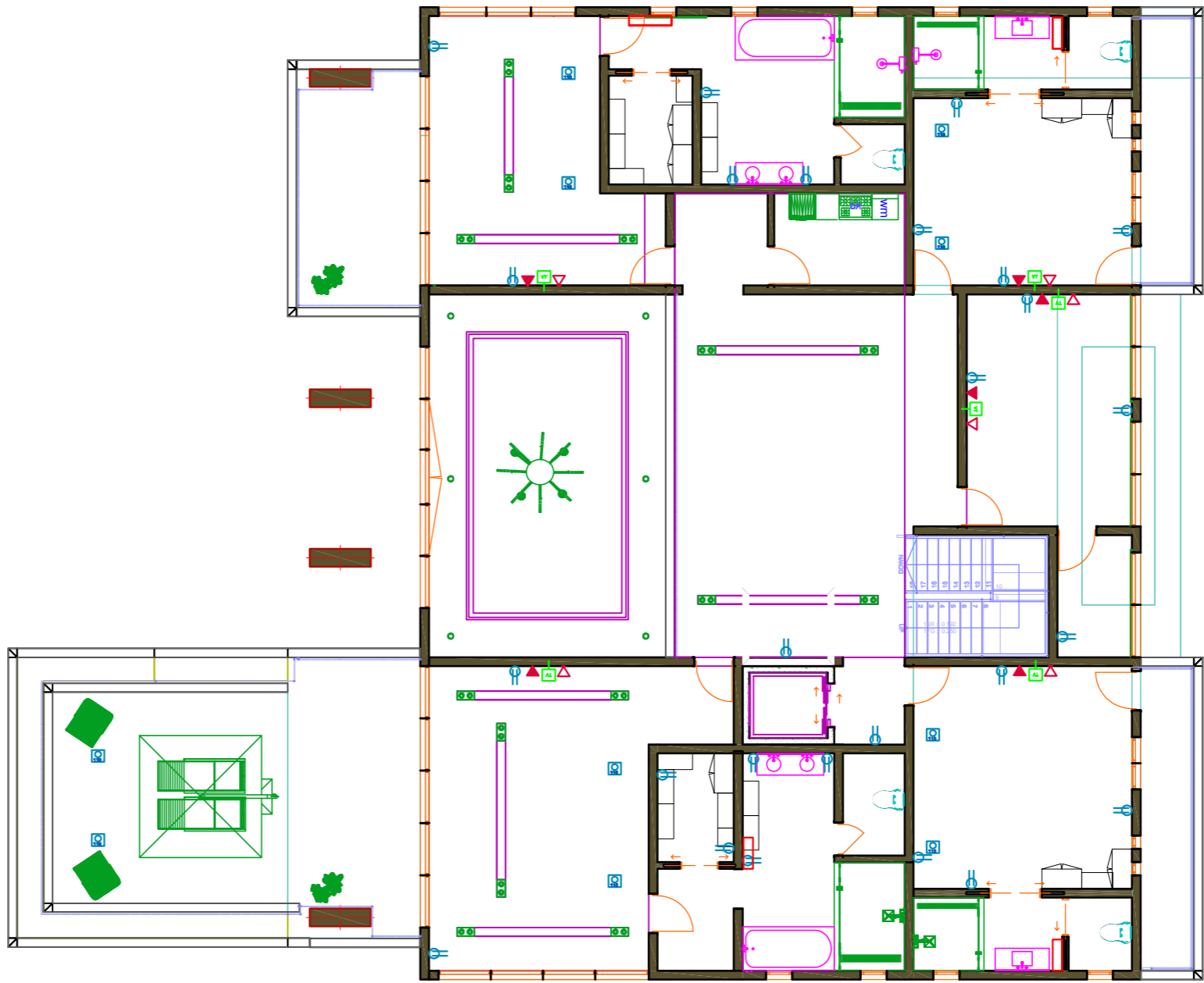
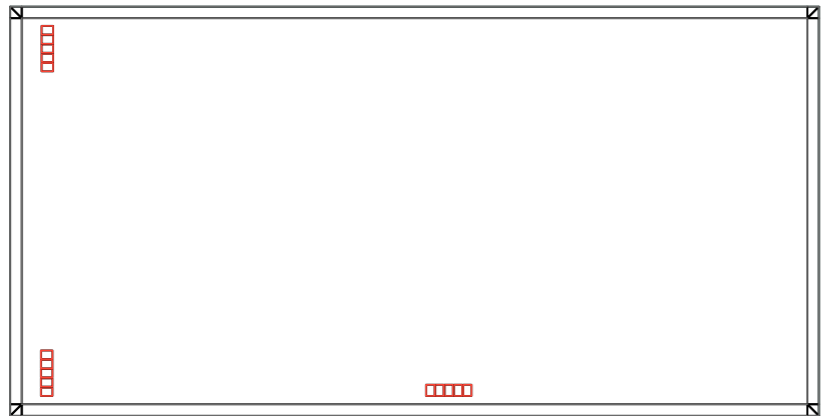
Drawn by: DAMEKO DEAN
Checked by: DAMEKO DEAN
Date: JULY 2023
Scale: AS SHOWN
Sheet Number
A-019
Project number: DDD.03

This design, ideas, arrangements, and plans shown on this drawing are owned by and the property of Conceptual Architecture & Design. None of such ideas, designs, arrangements or plans shall be used by or disclosed to any person, firm or corporation for any purpose without the written permission of Conceptual Architecture & Design. Design within dimensions on the drawing shall take precedence over noted dimensions. Contractors shall verify and be responsible for all dimensions and conditions on the job and the client shall be notified of any variations from the dimensions.

D-104
DDD.03

SECOND FLOOR RECEPTACLE PLAN

Scale: 1/8"=1'-0"



REVISIONS		
No.	Description	Date

Consultant
Address
Address
Phone
Fax
e-mail
Consultant
Address
Address
Phone
Fax
e-mail

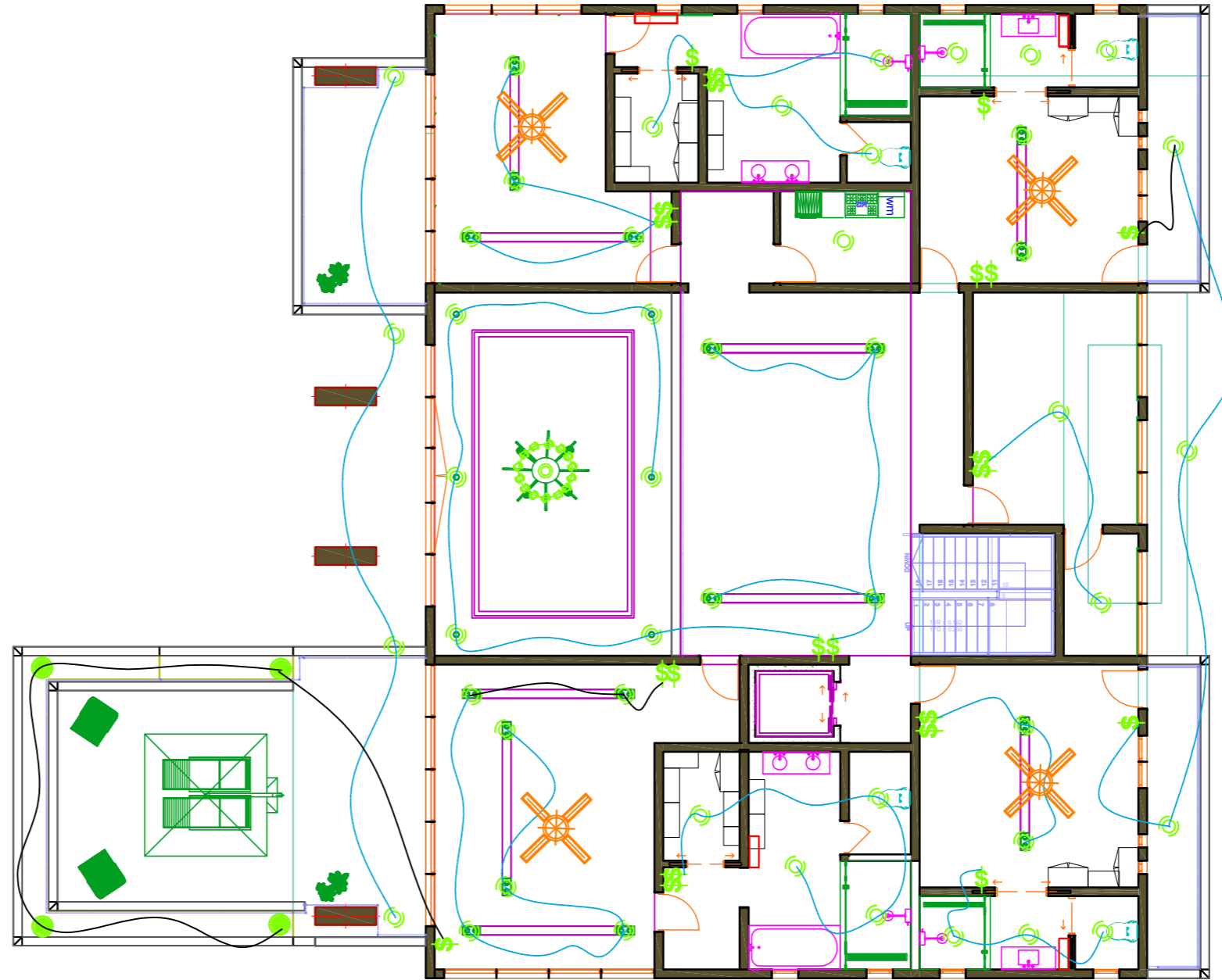

PARTEE PROVIDENCIALES LIMITED
LOCATION: 60506 / 4 BLUE HILLS & STAMERS RUN

Providenciales
Turks & Caicos Islands .B.W.I.
Call: (649) 246-2953
dameko.dean@gmail.com
Facebook: Conceptual Arch. & Des.



Drawn by: DAMEKO DEAN
Checked by: DAMEKO DEAN
Date: JULY 2023
Scale: AS SHOWN
Sheet Number
A-020
Project number: DDD.03

The design, ideas, arrangements, and plans shown on this drawing are owned by and the property of Conceptual Architecture & Design. No part of this drawing may be reproduced, stored in a retrieval system, or transmitted in any form or by any means, electronic, mechanical, photocopying, recording, or by any information storage and retrieval system, without the prior written permission of Conceptual Architecture & Design. All dimensions are in feet and inches unless otherwise specified. Contractors shall verify and be responsible for all dimensions and conditions on the job and this document may be modified by any variations from the dimensions.



D-105
DDD.03

SECOND FLOOR LIGHTING PLAN

Scale: 1/8"=1'-0"



REVISIONS		
No.	Description	Date

Consultant
Address
Address
Phone
Fax
e-mail
Consultant
Address
Address
Phone
Fax
e-mail

PARTEE PROVIDENCIALES LIMITED
LOCATION: 60506 / 4 BLUE HILLS & STAMERS RUN

Providenciales
Turks & Caicos Islands, B.W.I.
Call: (649) 246-4255
Email: dameko.dean@gmail.com
Facebook: Conceptual Arch. & Design



Drawn by: DAMEKO DEAN
Checked by: DAMEKO DEAN
Date: JULY 2023
Scale: AS SHOWN
Sheet Number
A-021
Project number: DDD.03

The design, ideas, arrangements, and plans shown on this drawing are owned by and the property of Conceptual Architecture & Design. No part of this drawing may be reproduced, stored in a retrieval system, or transmitted in any form or by any means, electronic, mechanical, photocopying, recording, or by any information storage and retrieval system, without the prior written permission of Conceptual Architecture & Design. The user of this drawing shall be responsible for all dimensions and conditions on the job and this office shall not be responsible for any variations from the dimensions shown on this drawing.



REVISIONS		
No.	Description	Date

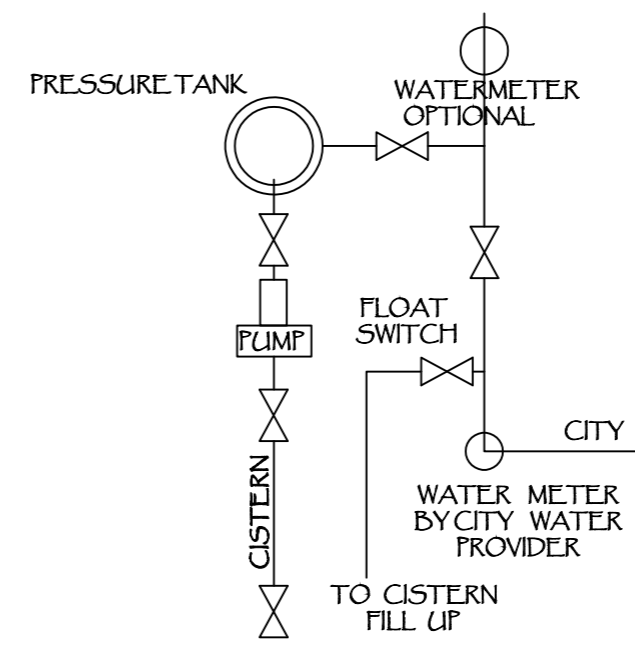
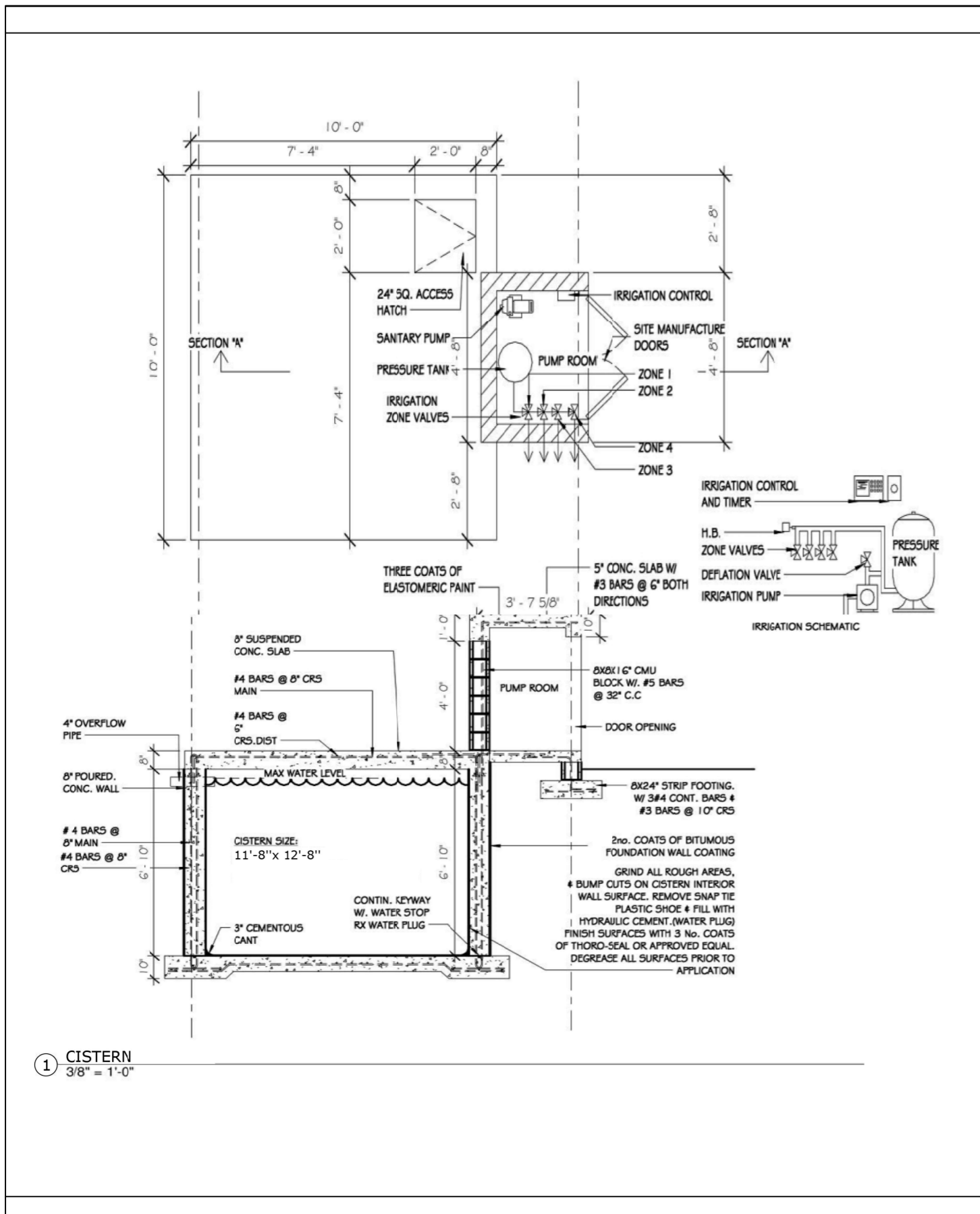
Consultant
Address
Phone
Fax
e-mail
Consultant
Address
Phone
Fax
e-mail

PARTEE PROVIDENCIALES LIMITED
LOCATION: 60506 / 4 BLUE HILLS & STAMERS RUN

Providenciales, Islands, B.W.I.
Call: (849) 246-2583
Call: (849) 342-4772
dameko.dean@gmail.com
Facebook: Conceptual Arch. & Des.



Drawn by: DAMEKO DEAN
Checked by: DAMEKO DEAN
Date: JULY 2023
Scale: AS SHOWN
Sheet Number
A-022
Project number: DDD.03



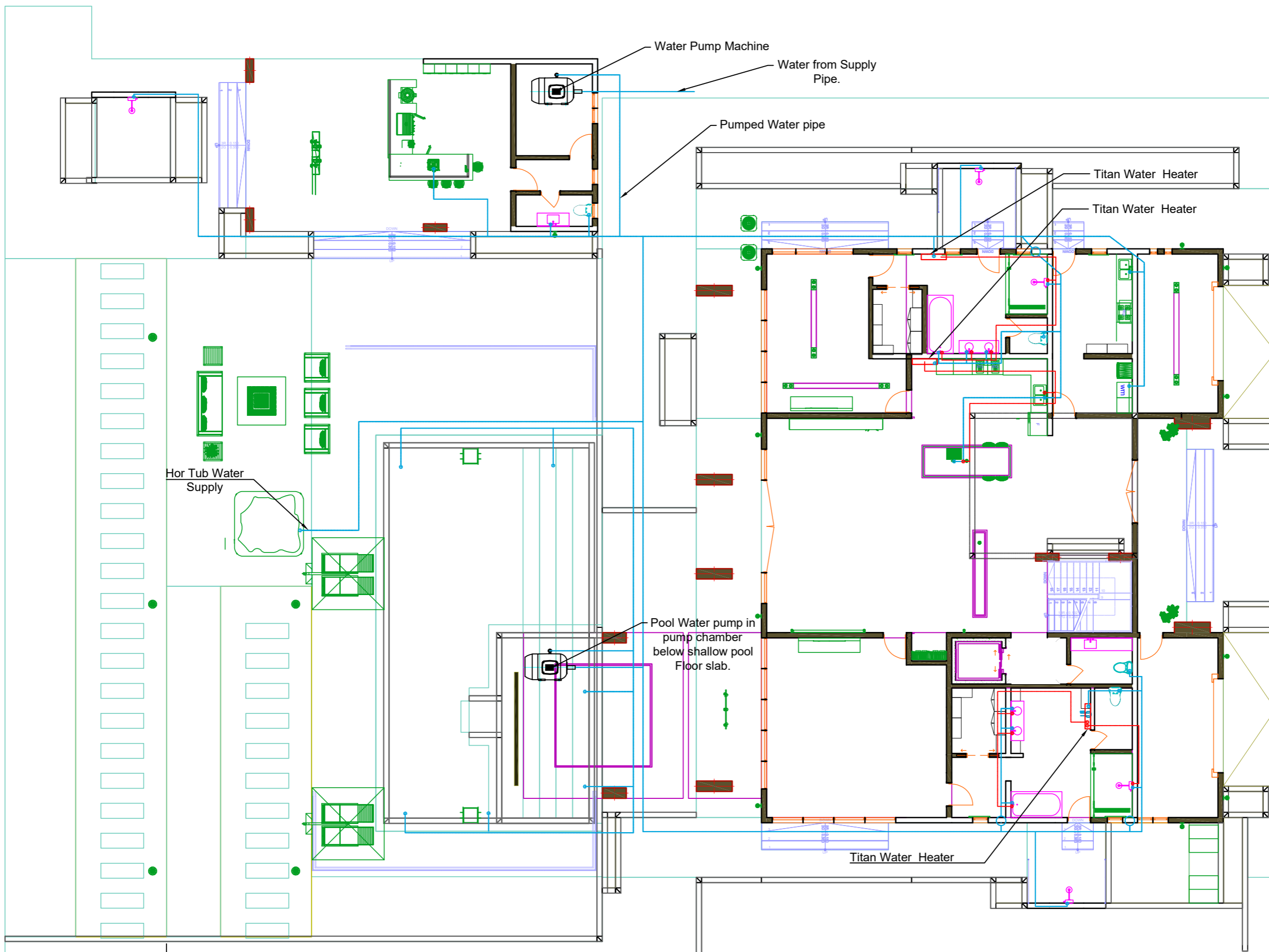
PLUMBING LEGEND	
SYM	DESCRIPTION
	4" DIAMETER P.V.C SEWER PIPE
	P.V.C WASTE PIPE
	WALL LIGHTING OUTLET
	HOT WATER
	VENT PIPE
	PRESSURE TANK
	WATER TANK
	BUTTERFLY VALVE
	HOT WATER TANK
	CONDUIT UP OR DOWN
	CLEAN OUT VALVE
	HOSE BIB
	RECESSED WASHING MACHINE BOX/HOT & COLD WATER LEEDS & DRAIN
	FLOOR DRAIN

E-101 DDD.03

PLUMBING INSTALLATION PLAN LENGEND

Scale: 1/8" = 1'-0"

The design, ideas, arrangements, and plans shown on this drawing are owned by and the property of Conceptual Architecture & Design. No part of this drawing may be reproduced, stored in a retrieval system, or transmitted in any form or by any means, electronic, mechanical, photocopying, recording, or by any information storage and retrieval system, without the prior written permission of Conceptual Architecture & Design. All dimensions are in feet and inches unless otherwise noted. Contractors shall verify and be responsible for all dimensions and conditions on the job and the client shall be notified of any variances from the dimensions.



E-102
DDD.03

GROUND FLOOR WATER SUPPLY PLAN

Scale: 1/8"=1'-0"




REVISIONS		
No.	Description	Date

Consultant
Address
Phone
Fax
e-mail
Consultant
Address
Phone
Fax
e-mail

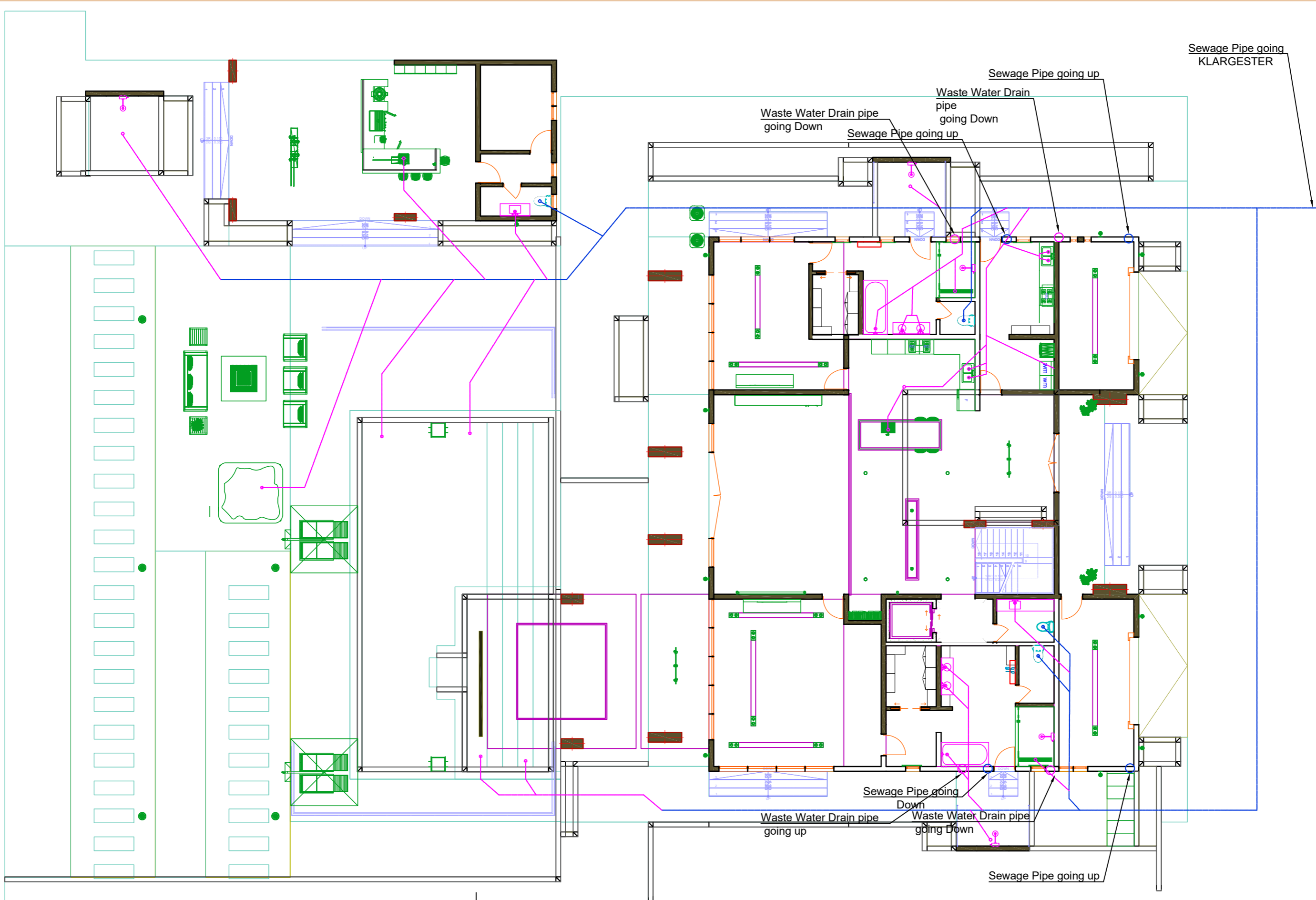
PARTEE PROVIDENCIALES LIMITED
LOCATION: 60506 / 4 BLUE HILLS & STAMERS RUN

Providenciales, Turks & Caicos Islands, B.W.I.
Curacao, Suriname, Guyana, Venezuela
Call: (909) 342-2852
dameko.dean@gmail.com
Facebook: Conceptual Arch. & Des.
Inst.



Drawn by: DAMEKO DEAN
Checked by: DAMEKO DEAN
Date: JULY 2023
Scale: AS SHOWN
Sheet Number
A-023
Project number: DDD.03

The design, ideas, arrangements, and plans shown on this drawing are owned by and the property of Conceptual Architecture & Design. No part of this drawing may be reproduced or transmitted in any form or by any means, electronic, mechanical, photocopying, recording, or by any information storage and retrieval system, without the prior written permission of Conceptual Architecture & Design. All other dimensions on the drawing shall take precedence over scaled dimensions. Contractors shall verify and be responsible for all dimensions and conditions on the job and the official records of any variations from the dimensions.



E-103
DDD.03

GROUND FLOOR SEWAGE DRAIN PLAN

Scale: 1/8"=1'-0"



REVISIONS		
No.	Description	Date

Consultant
Address
Address
Phone
Fax
e-mail
Consultant
Address
Address
Phone
Fax
e-mail

PARTEE PROVIDENCIALES LIMITED
LOCATION: 60506 / 4 BLUE HILLS & STAMERS RUN

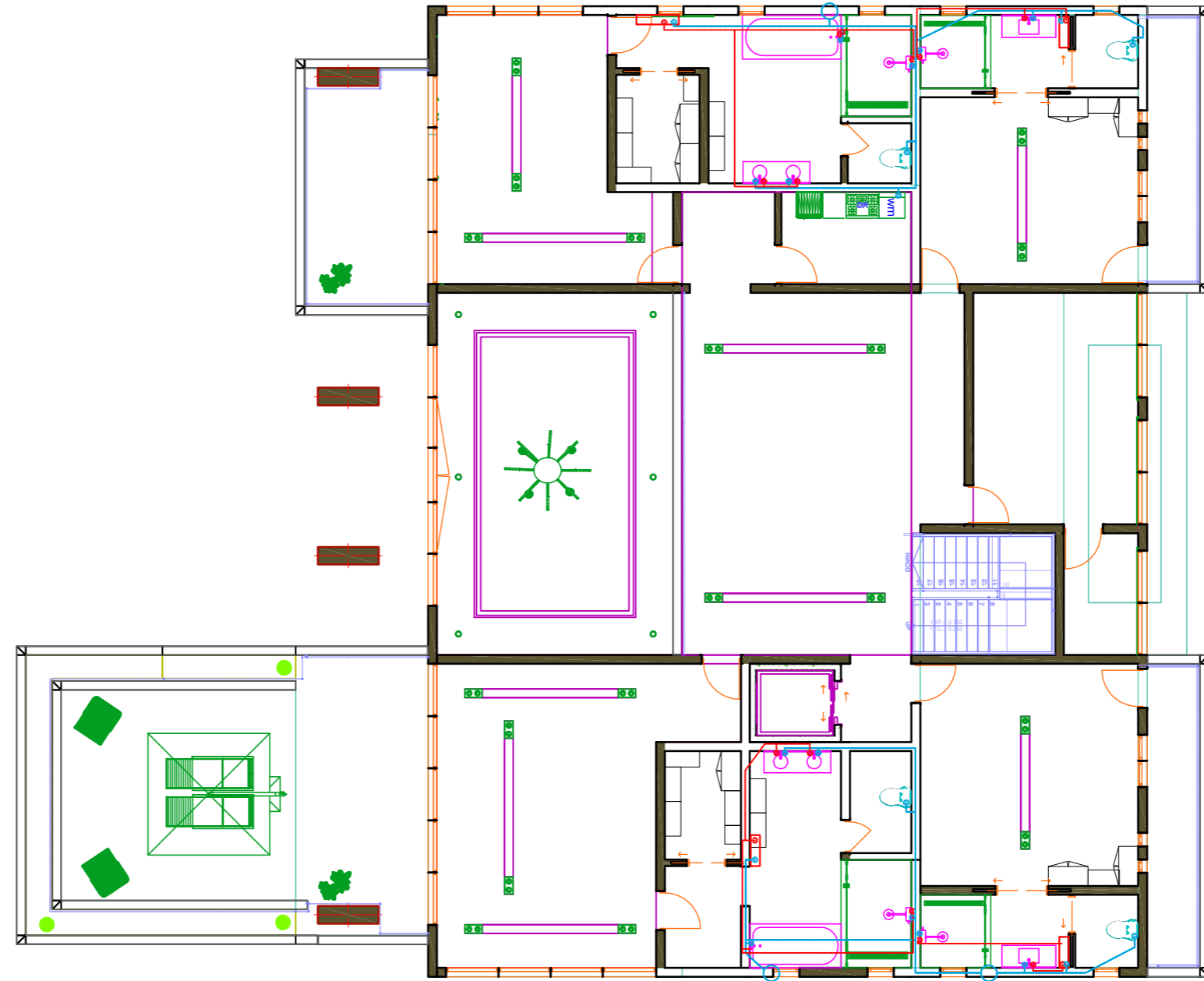
Providenciales
Turks & Caicos Islands, B.W.I.
Cell: (649) 246-2683
Cell: (649) 342-4272
Facebook: Conceptual Arch. & Des.



Drawn by: DAMEKO DEAN
Checked by: DAMEKO DEAN
Date: JULY 2023
Scale: AS SHOWN
Sheet Number
A-024
Project number: DDD.03

The design, lines, arrangements, and plans shown in this drawing are owned by and the property of Conceptual Architecture & Design. No part of this drawing may be reproduced, stored in a retrieval system, or transmitted in any form or by any means, electronic, mechanical, photocopying, recording, or by any information storage and retrieval system, without the prior written permission of Conceptual Architecture & Design. All rights reserved. The design, lines, arrangements, and plans shown in this drawing are owned by and the property of Conceptual Architecture & Design. No part of this drawing may be reproduced, stored in a retrieval system, or transmitted in any form or by any means, electronic, mechanical, photocopying, recording, or by any information storage and retrieval system, without the prior written permission of Conceptual Architecture & Design. All rights reserved.

No.	Description	Date



E-104
DDD.03

SECOND FLOOR WATER SUPPLY PLAN

Scale: 1/8"=1'-0"



REVISIONS

No.	Description	Date

Consultant
Address
Address
Phone
Fax
e-mail
Consultant
Address
Address
Phone
Fax
e-mail

PARTEE PROVIDENCIALES LIMITED
LOCATION: 60506 / 4 BLUE HILLS & STAMERS RUN

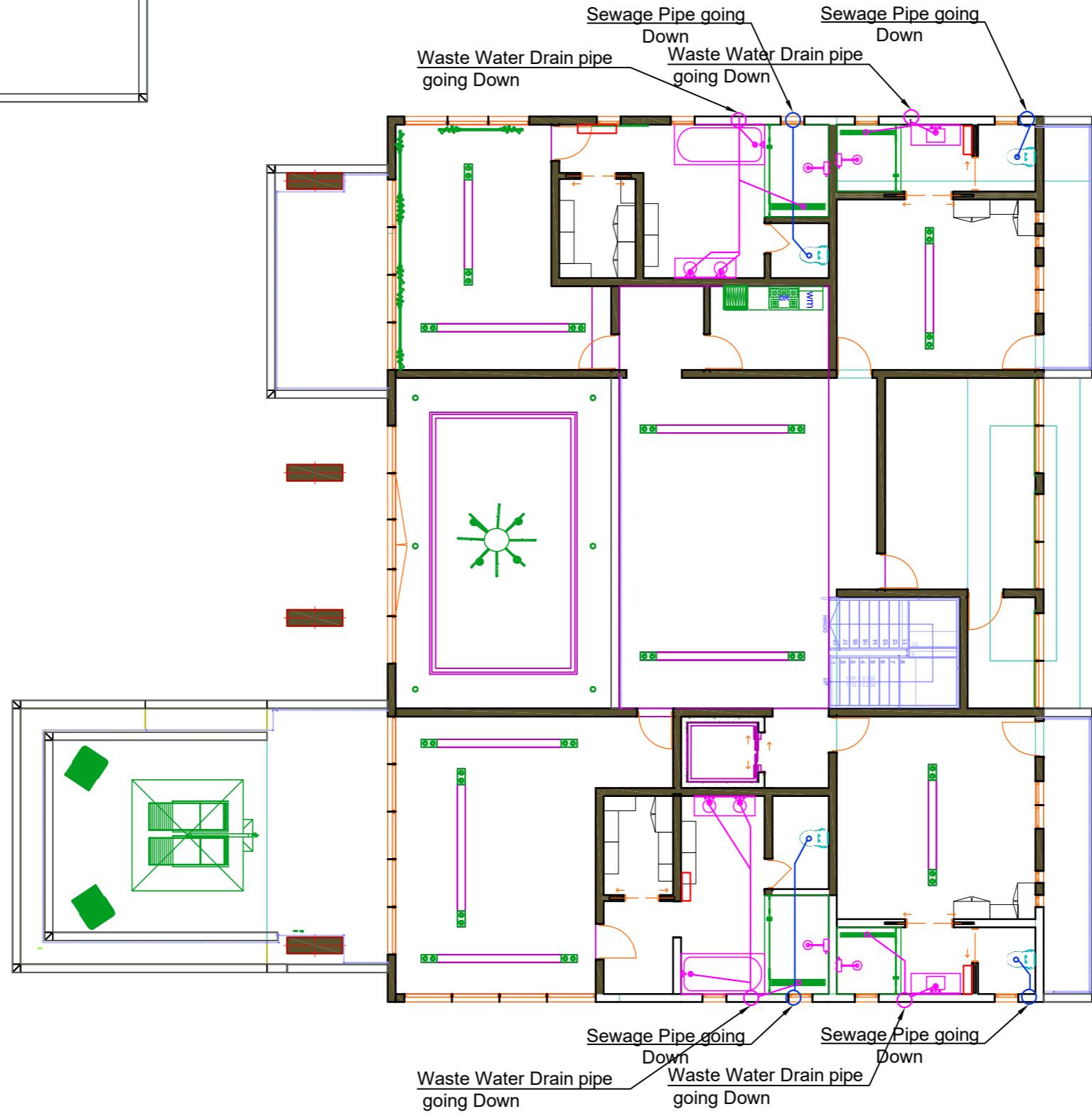

Providenciales
Turks & Caicos Islands, B.W.I.
Cell: (649) 246-2993
Fax: (649) 342-4272
Email: info@partee.com
Facebook: Conceptual Arch. & Des.



Drawn by: DAMEKO DEAN
Checked by: DAMEKO DEAN
Date: JULY 2023
Scale: AS SHOWN

Sheet Number
A-025
Project number: DDD.03

The design, ideas, arrangements, and plans shown on this drawing are owned by and the property of Conceptual Architecture & Design. None of such ideas, designs, arrangements or plans shall be used by or disclosed to any person, firm or corporation for any purpose without the written permission of Conceptual Architecture & Design. Violation shall constitute an offense under the laws of the Turks and Caicos Islands. All dimensions and conditions on the job and the office must be verified by the dimensions from the drawings.



E-105
DDD.03

SECOND FLOOR SEWAGE DRAIN PLAN

Scale: 1/8" = 1'-0"



REVISIONS		
No.	Description	Date

Consultant
Address
Phone
Fax
e-mail
Consultant
Address
Phone
Fax
e-mail

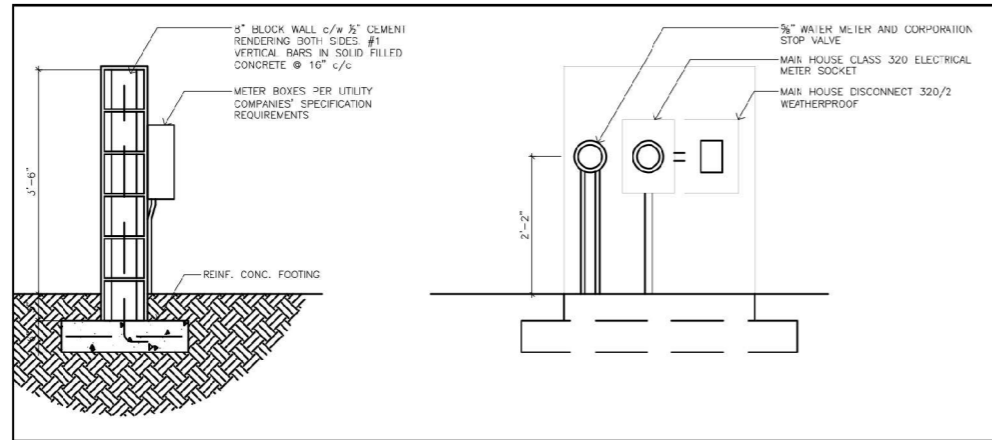
PARTEE PROVIDENCIALES LIMITED
LOCATION: 60506 / 4 BLUE HILLS & STAMERS RUN

Providenciales
Turks & Caicos Islands, B.W.I.
Cell: (649) 246-2183
Cell: (649) 342-4272
dameko.dean@gmail.com
facebook: Conceptual Arch. & Des.

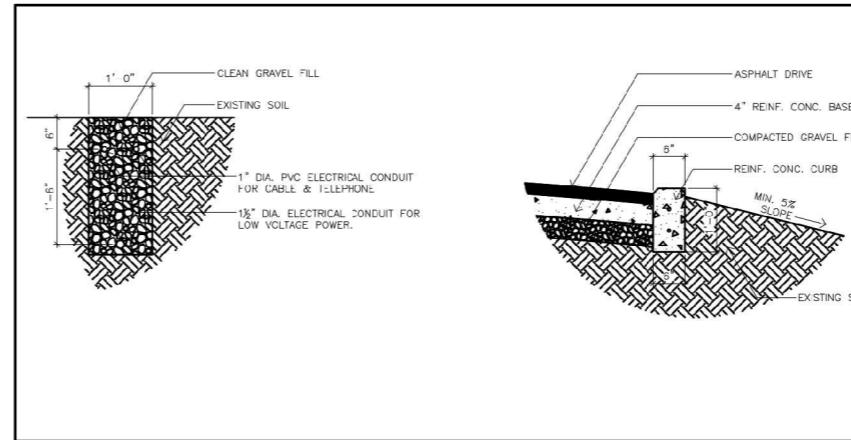


Drawn by: DAMEKO DEAN
Checked by: DAMEKO DEAN
Date: JULY 2023
Scale: AS SHOWN
Sheet Number
A-026
Project number: DDD.03

The design, ideas, arrangements, and plans shown on this drawing are owned by and the property of Conceptual Architecture & Interiors. No part of this drawing may be reproduced or transmitted in any form or by any means, electronic, mechanical, photocopying, recording, or by any information storage and retrieval system, without the prior written permission of Conceptual Architecture & Interiors. Design within dimension on the drawing shall have precedence over scaled dimensions. Contractors shall verify and be responsible for all dimensions and conditions on the job and this office must be notified of any variations from the dimensions.

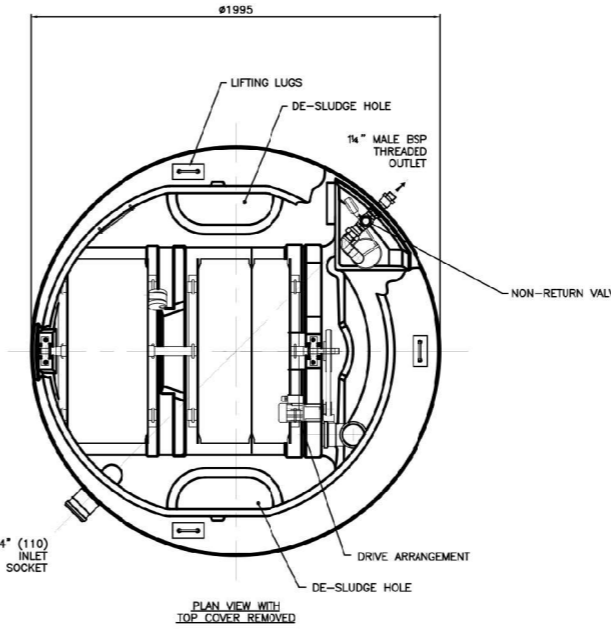
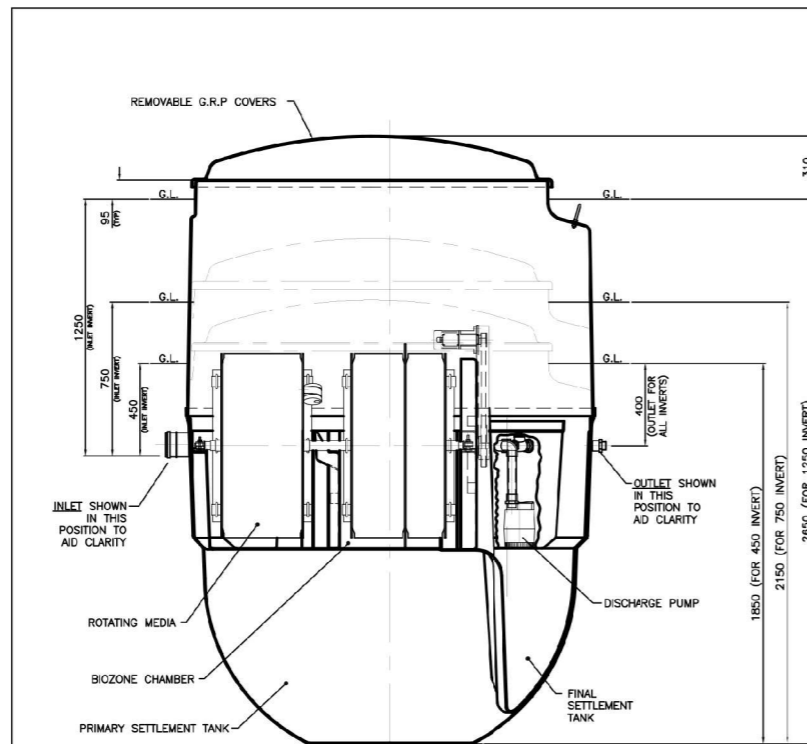


2 METER WALL SECTION & ELEVATION
A1.1 NTS



3 UTILITY TRENCH SECTION
A1.1 NTS

4 CURB SECTION
A1.1 NTS



DRY WEIGHT (INCLUDING PALLET)	Kg	FULL WEIGHT (EXCLUDING PALLET)	Kg
450 INVERT	310	450 INVERT	3290
750 INVERT	325	750 INVERT	3305
1250 INVERT	360	1250 INVERT	3360

- NOTES:-
1. BIODISC TANK & COVER ARE MANUFACTURED IN GLASS REINFORCED POLYESTER (G.R.P.) COVER IS FINISHED IN GREEN TO BS 4800 TINT 12:B:25
 2. FOR DESLUDGING PROCEDURE SEE MAINTENANCE HANDBOOK.
 3. ELECTRICAL SUPPLY:- 240 VOLTS, 2 AMPS, SINGLE PHASE. (THREE PHASE OPTIONAL). CONTROL PANEL SUPPLIED.
 4. BIODISC MUST ONLY BE LIFTED BY 3 LUGS PROVIDED.
 5. 3 DRAIN INVERTS AVAILABLE. DIMENSIONS ON DRAWING GROUND LEVEL TO COVER 95mm TYP. CAN BE REDUCED BY GROUND FINISH TO APPROX 25mm
 6. FOR INSTALLATION, MAINTENANCE & DESLUDGE DETAILS REFER TO PD0093, PD0094 & PDC095

1 SEWAGE SYSTEM DETAIL
A1.1 NTS




REVISIONS		
No.	Description	Date

Consultant
Address
Phone
Fax
e-mail
Consultant
Address
Phone
Fax
e-mail

PARTEE PROVIDENCIALES LIMITED
LOCATION: 60506 / 4 BLUE HILLS & STAMERS RUN

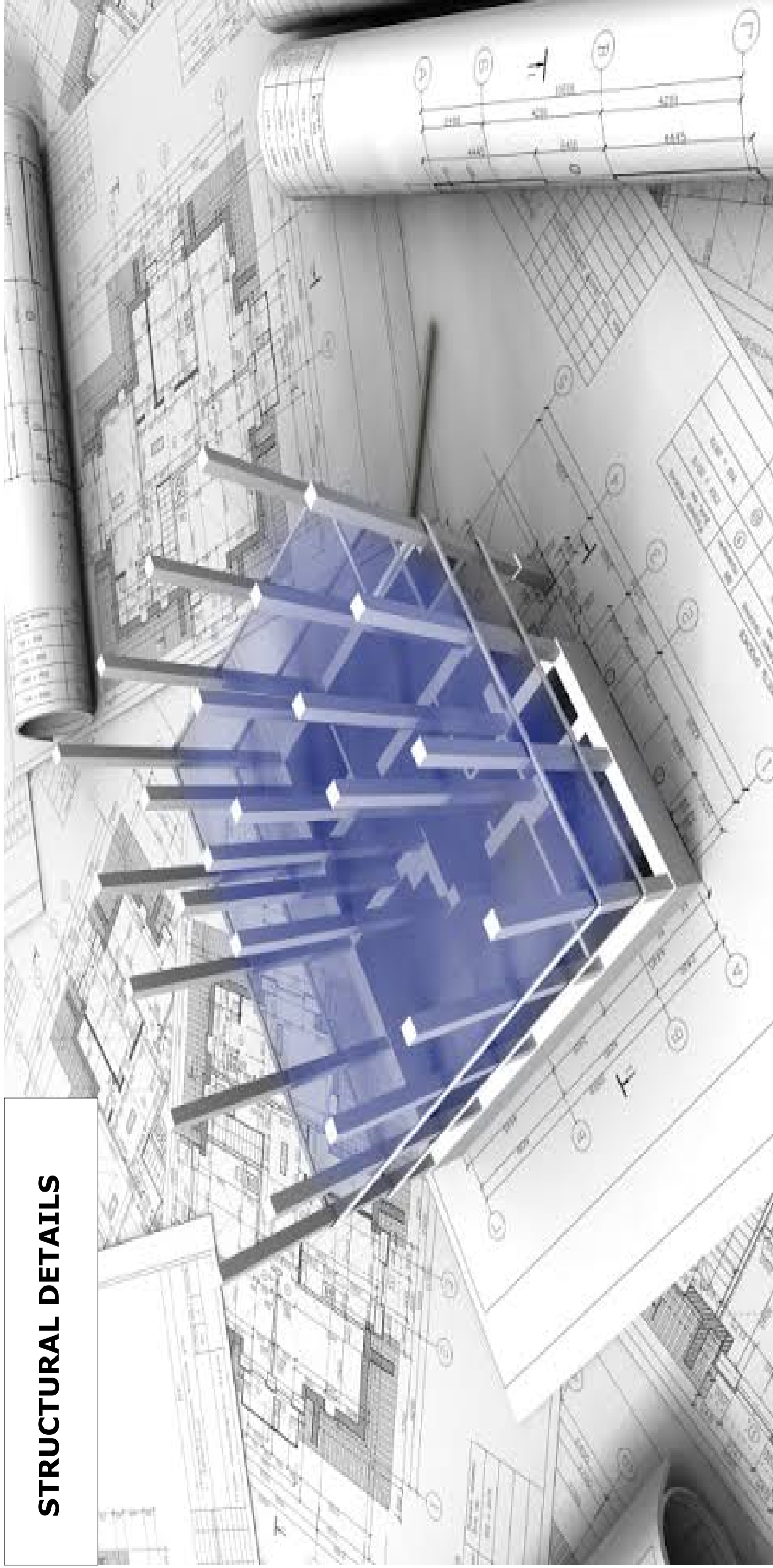
Providenciales
Turks & Caicos Islands, B.W.I.
Tel: (649) 342-4272
Cell: (649) 342-4272
dameko.dean@gmail.com
Facebook: Conceptual Arch. & Des.



Drawn by: **DAMEKO DEAN**
Checked by: **DAMEKO DEAN**
Date: **JULY 2023**
Scale: **AS SHOWN**
Sheet Number
A-027
Project number: **DDD.03**

The design, ideas, arrangements, and plans shown on this drawing are owned by and the property of Conceptual Architects & Planners. No part of this drawing may be reproduced, stored in a retrieval system, or transmitted in any form or by any means, without the prior written permission of Conceptual Architects & Planners. Design within dimension on the drawing that does not have a dimension is the responsibility of the user and the user must be aware of any variations from the dimensions.

STRUCTURAL DETAILS



PARTEE PROVIDENCIALES LIMITED
BLUE HILLS AND STAMMERS RUN
60506/4

The design, ideas, arrangements, and plans shown on this drawing are owned by and the property of conceptual Architecture & design None of such ideas, designs, arrangements, or plans shall be used by or disclosed to any person, firm or corporation for any purpose without the written permission of conceptual Architecture & Design written dimension on the drawing shall take precedence over scaled dimensions. Contractors shall verify and be responsible for all dimensions and conditions on the job and this office and this office is not responsible for any variations from the dimensions

Project number: S-100

Sheet Number S-100

Scale: AS SHOWN

Date: JULY, 2023

Checked by: DAMEKO DEAN

Drawn by: DAMEKO DEAN

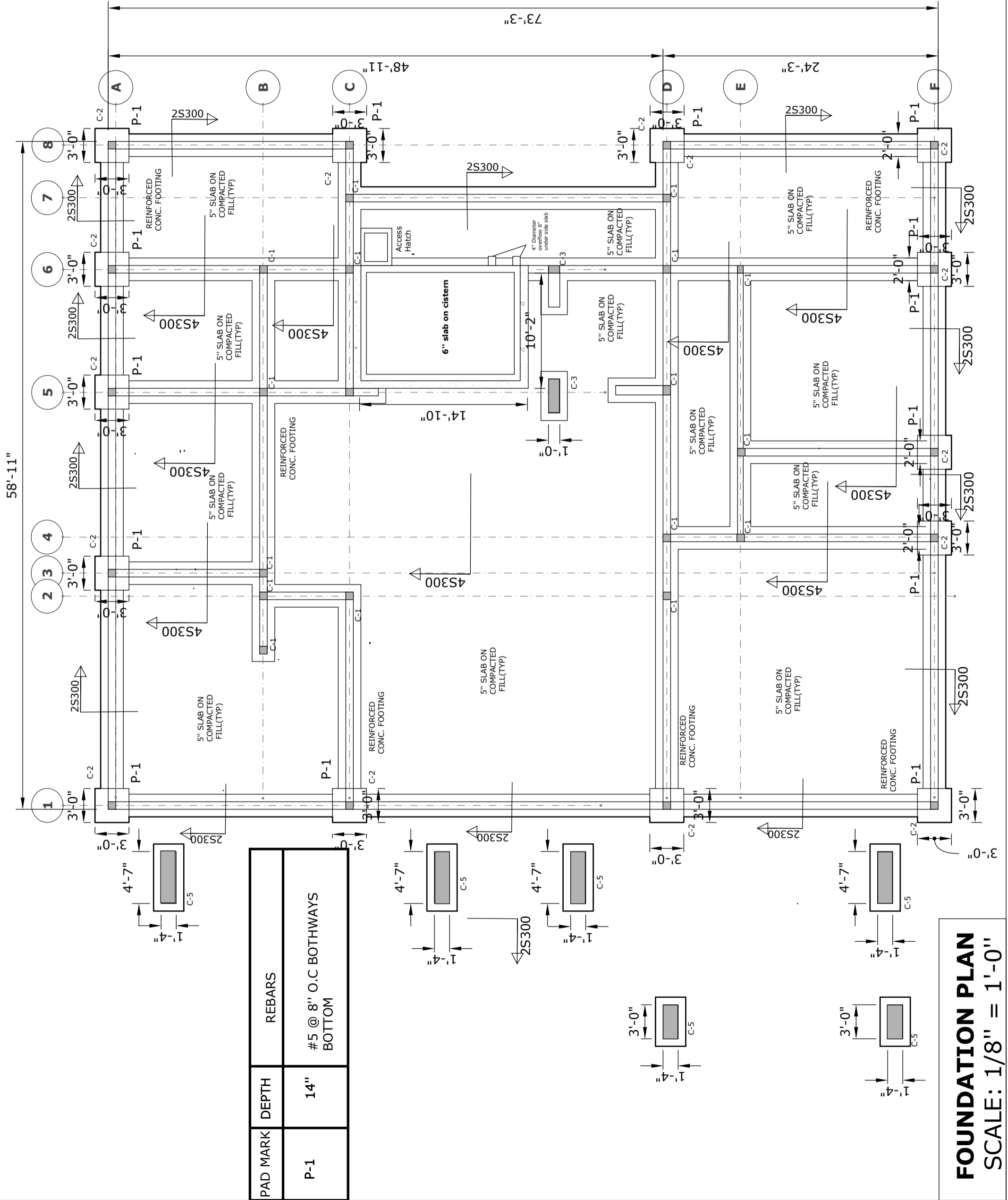


Providenciales
Turks & Caicos Islands, B.W.I.
Cell: (649) 246-2583
Cell: (649) 342-4272
dameko.dean@gmail.com
Facebook: Conceptual Arch. & Des.

PARTEE PROVIDENCIALES LIMITED
BLUE HILLS AND STAMERS RUN
60506/4
FOUNDATION PLAN

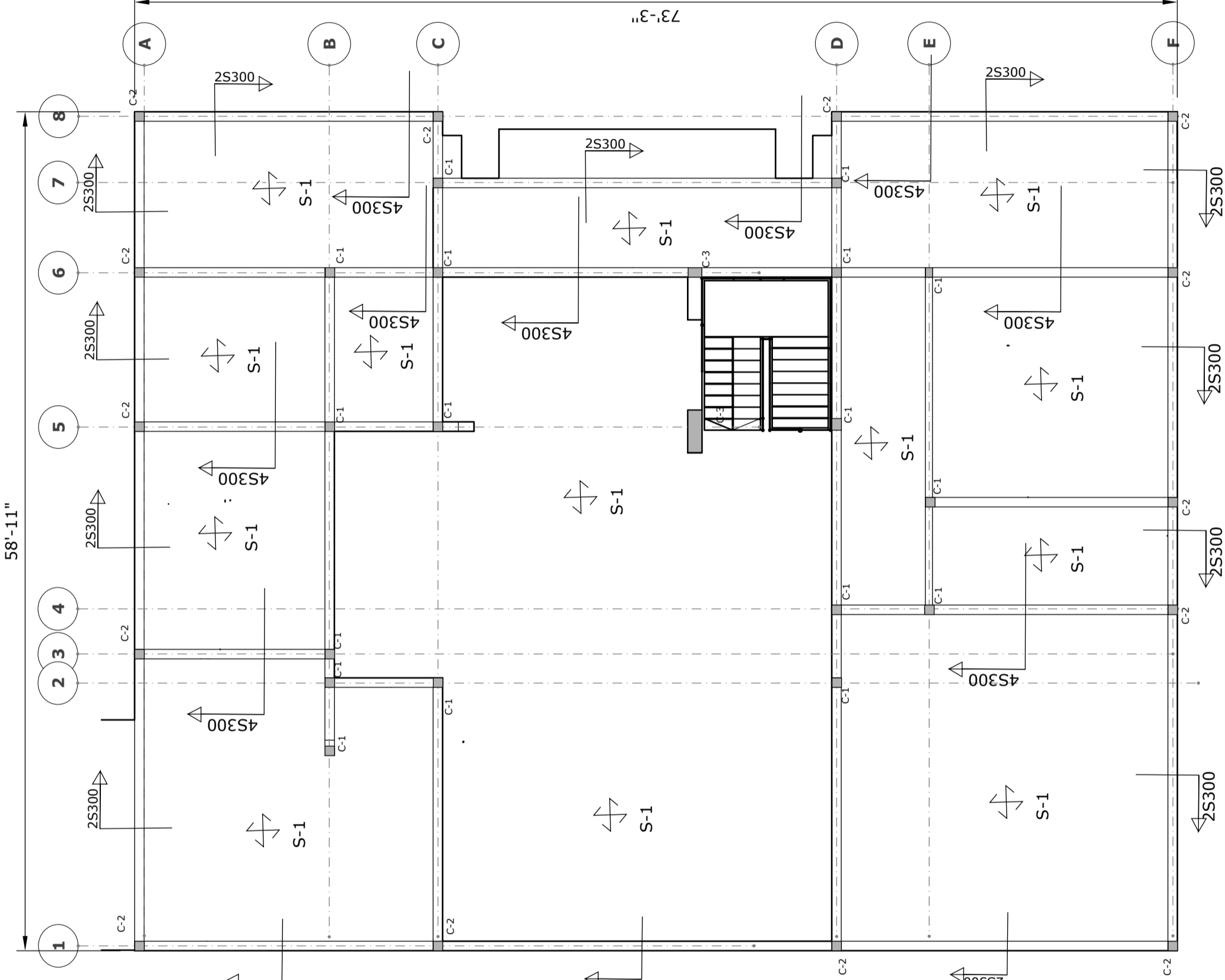
Consultant
Address
Phone
Fax
e-mail
Consultant
Address
Phone
Fax
e-mail

NO.	REVISION	Description	Date



PAD MARK	DEPTH	REBARS
P-1	14"	#5 @ 8" O.C BOTHWAYS BOTTOM

FOUNDATION PLAN
SCALE: 1/8" = 1'-0"



58'-11"

73'-3"

PAD MARK	DEPTH	TYPE	REBARS
S-1	5"	GROUND	4X4-WA.0XW4.0 WIREMESH

LEVEL 1 SLAB PLAN
SCALE: 1/8" = 1'-0"

PARTEE PROVIDENCIALES LIMITED
 BLUE HILLS AND STAMERS RUN
 60506/4
GROUND FLOOR SLAB

Providenciales
 Turks & Caicos Islands. B.W.I.
 Cell: (649) 246-2583
 Cell: (649) 342-4272
 dameko.dean@gmail.com
 Facebook: Conceptual Arch.
 & Des.

Drawn by: DAMEKO DEAN
 Checked by: DAMEKO DEAN
 Date: JULY, 2023
 Scale: AS SHOWN
 Sheet Number **S-101**
 Project number:

REVISION	
N0.	Date

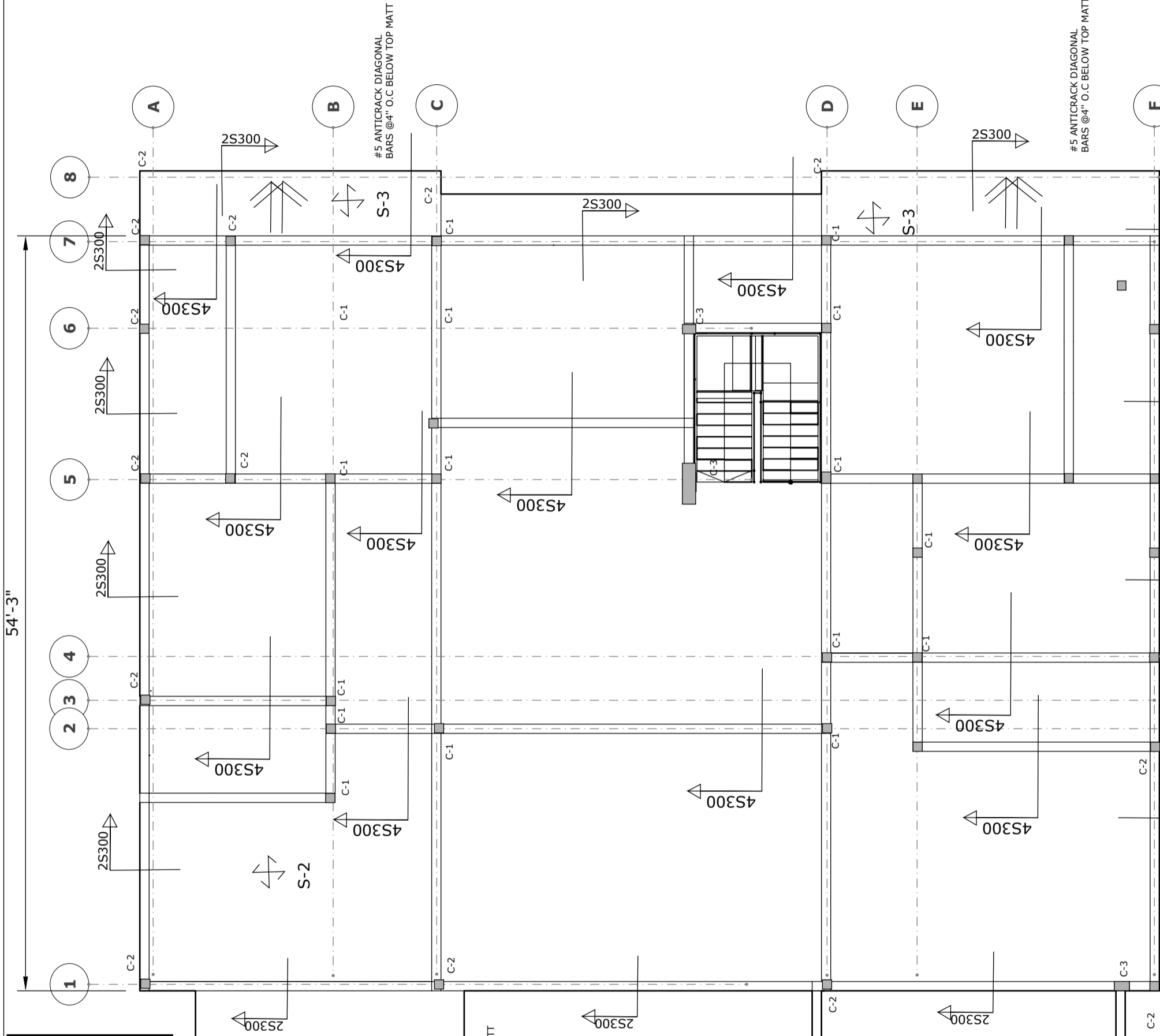
Consultant
 Address
 Phone
 Fax
 e-mail
 Consultant
 Address
 Phone
 Fax
 e-mail



The design, ideas, arrangements, and plans shown on this drawing are owned by and the property of Conceptual Architecture & Design. None of such ideas, designs, arrangements, or plans shall be used by or disclosed to any person, firm or corporation for any purpose without the written permission of Conceptual Architecture & Design written on the drawing. The design, ideas, arrangements, and plans shown on this drawing are owned by and the property of Conceptual Architecture & Design. None of such ideas, designs, arrangements, or plans shall be used by or disclosed to any person, firm or corporation for any purpose without the written permission of Conceptual Architecture & Design written on the drawing. Contractors shall verify and be responsible for all dimensions and conditions on the job and this office and this office shall take precedence over scaled dimensions. Contractors shall verify and be responsible for all dimensions and conditions on the job and this office and this office shall take precedence over scaled dimensions. Contractors shall verify and be responsible for all dimensions and conditions on the job and this office and this office shall take precedence over scaled dimensions.

PAD MARK	DEPTH	TYPE	REBARS
S-1	5"	GROUND	4X4-WA.0XW4.0 WIREMESH
S-2	8"	SUSPENDED	#5@6" O.C SHORTWAY BOTTOM #3@8" O.C LONGWAY BOTTOM
S-3	8"	CANTILEVER	#4@10" O.C BOTHWAY TOP #4@6" O.C BOTHWAY BOTTOM #4@5" O.C BOTHWAY TOP

NOTE : ALL CANTILEVER SHOULD HAVE + 3/8 PRECAMBER



LEVEL 2 SLAB PLAN
SCALE: 1/8" = 1'-0"



REVISION	
NO.	Date

Consultant
Address
Phone
Fax
e-mail
Consultant
Address
Phone
Fax
e-mail

PARTEE PROVIDENCIALES LIMITED
BLUE HILLS AND STAMERS RUN
60506/4
SECOND FLOOR FRAMING PLAN

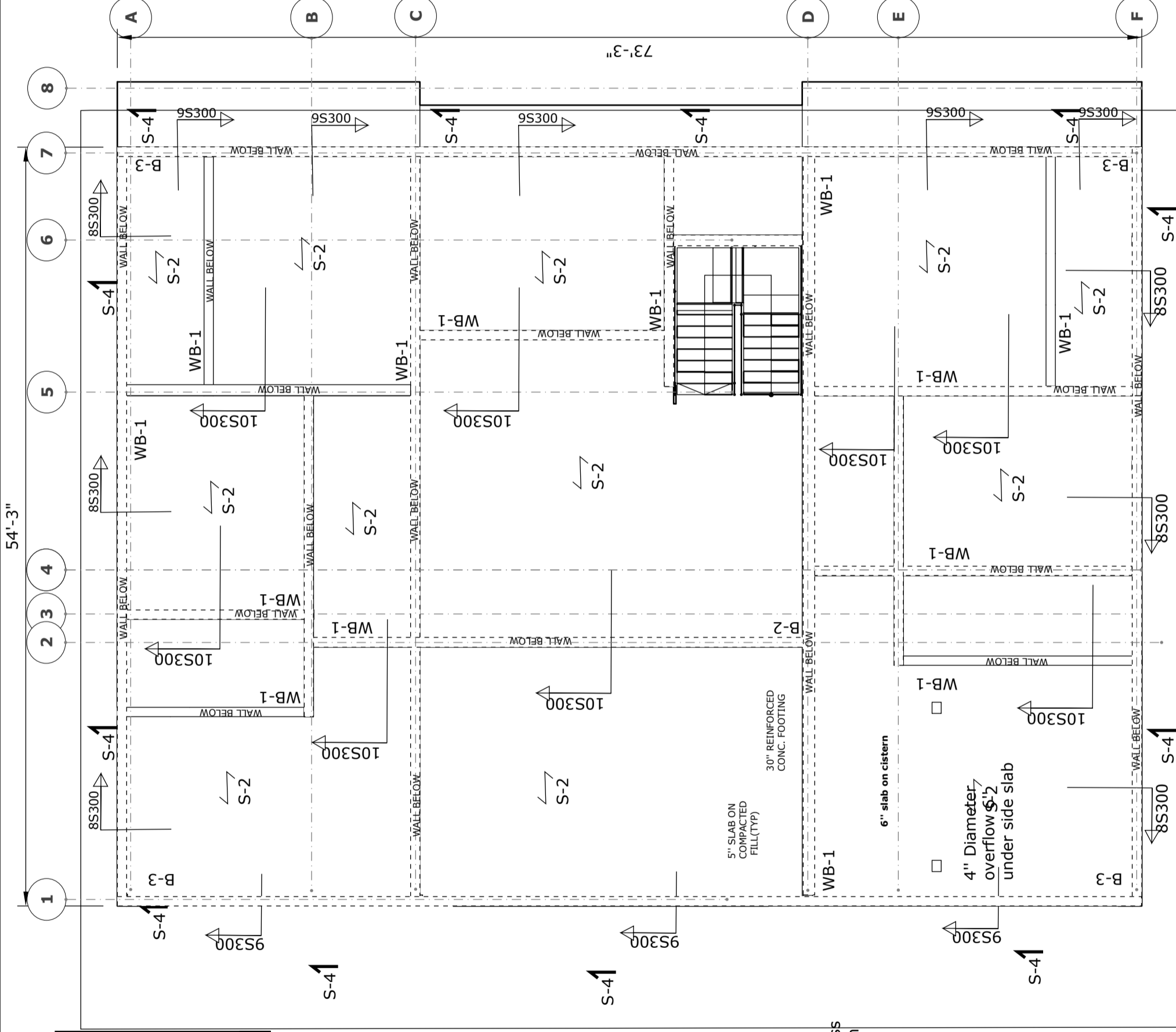
Providenciales
Turks & Caicos Islands. B.W.I.
Cell: (649) 246-2583
Cell: (649) 342-4272
dameko.dean@gmail.com
Facebook: Conceptual Arch.
& Des.

Drawn by: DAMEKO DEAN
Checked by: DAMEKO DEAN
Date: JULY, 2023
Scale: AS SHOWN
Sheet Number **S-102**
Project number:

The design, ideas, arrangements, and plans shown on this drawing are owned by and the property of Conceptual Architecture & Design. None of such ideas, designs, arrangements, or plans shall be used by or disclosed to any person, firm or corporation for any purpose without the written permission of Conceptual Architecture & Design. Dimensions on the drawing shall take precedence over scaled dimensions. Contractors shall verify and be responsible for all dimensions and conditions on the job and this office must be notified of any variations from the dimensions

PAD MARK	DEPTH	TYPE	REBARS
S-1	5"	GROUND	4X4-WA-0XW4.0 WIREMESH
S-2	8"	SUSPENDED	#5@6" O.C SHORTWAY BOTTOM #3@8" O.C LONGWAY BOTTOM #4@10" O.C BOTHWAY TOP
S-3	8"	CANTILEVER	#4@6" O.C BOTHWAY BOTTOM #4@5" O.C BOTHWAY TOP
S-4	8"	CANTILEVER	#4@8" O.C SHORTWAY BOTTOM #3@8" O.C LONGWAY BOTTOM #4@5" O.C BOTHWAY TOP #3@8" O.C BOTHWAY TOP

NOTE: ALL CANTILEVER SHOULD HAVE + 3/8 PRECAMBER



Access Hatch

ROOF FRAMING
SCALE: 1/8" = 1'-0"

PARTEE PROVIDENCIALES LIMITED
60506/4
BLUE HILLS AND STAMMERS RUN

Providenciales
Turks & Caicos Islands, B.W.I.
Cell: (649) 246-2583
dameko.dean@gmail.com
Facebook: Conceptual Arch.
& Des.

Drawn by: DAMEKO DEAN
Checked by: DAMEKO DEAN
Date: JULY, 2023
Scale: AS SHOWN
Sheet Number **S-103**
Project number:

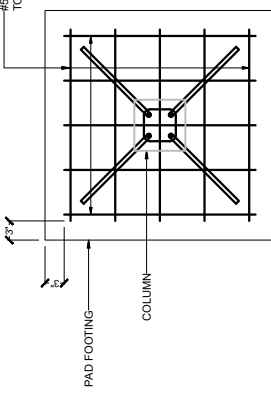
NO.	REVISION	Description	Date

Consultant
Address
Phone
Fax
e-mail
Consultant
Address
Phone
Fax
e-mail

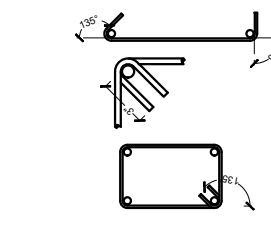


The design, ideas, arrangements, and plans shown on this drawing are owned by and the property of conceptual Architecture & design. None of such ideas, designs, arrangements, or plans shall be used by or disclosed to any person, firm or corporation for any purpose without the written permission of conceptual Architecture & Design. Written dimension on the drawing shall take precedence over scaled dimensions. Contractors shall verify and be responsible for all dimensions and conditions on the job and this office must be notified of any variations from the dimensions.

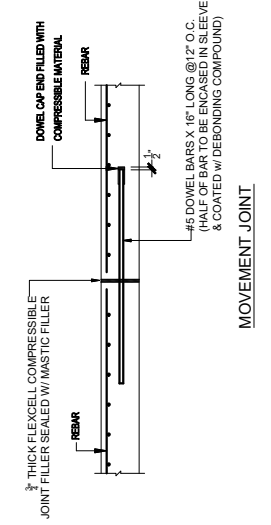
#6 BARS @8" CRS. BOTHWAYS
TOP & BOTTOM



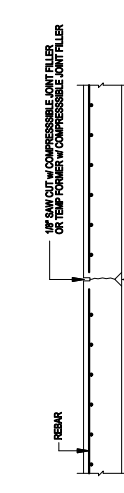
STANDARD ISOLATED PAD (PLAN)



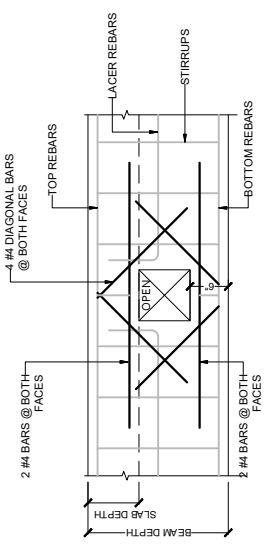
STANDARD STIRRUP DETAIL



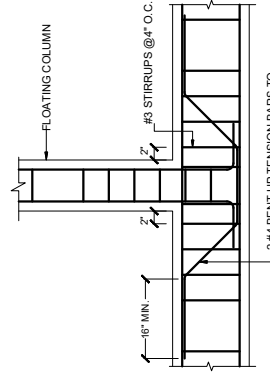
MOVEMENT JOINT



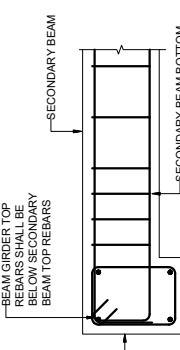
CONTROL JOINT



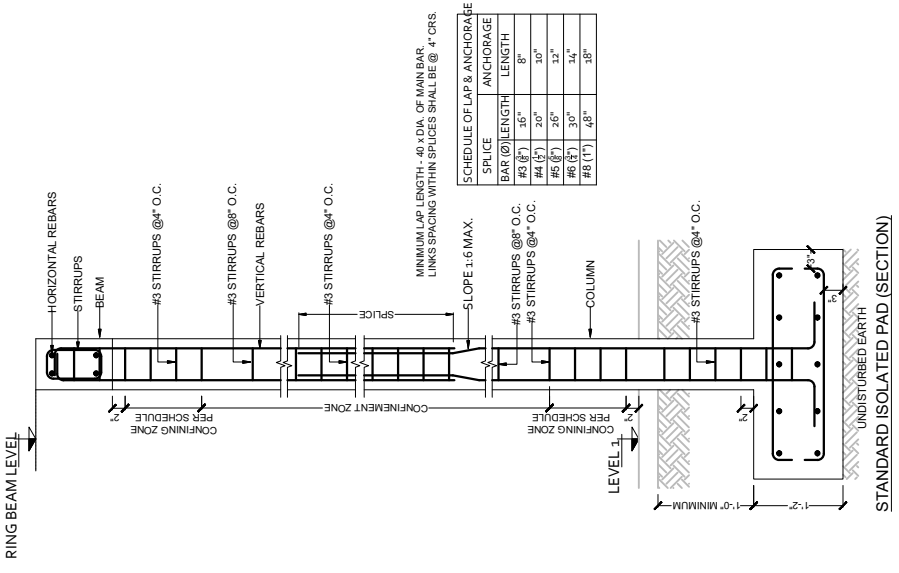
STANDARD AC DUCT OPENING IN BEAM (ELEVATION)



STANDARD BEAM GIRDER - FLOATING COLUMN (ELEVATION)



STANDARD BEAM GIRDER - SECONDARY BEAM (SECTION)



STANDARD ISOLATED PAD (SECTION)

SCHEDULE OF LAP & ANCHORAGE

SPRICE	BAR Ø	LENGTH	ANCHORAGE LENGTH
#3 (#3)	16"	8"	8"
#4 (#4)	20"	10"	10"
#5 (#5)	24"	12"	12"
#6 (#6)	30"	14"	14"
#8 (#8)	48"	18"	18"

1. STRUCTURAL CONCRETE SHALL COMPLY WITH THE MOST RESTRICTIVE REQUIREMENTS ACCORDING TO THE LATEST ACI CODE OR SIMILAR APPROVED.

- CONTRACTOR TO VERIFY ALL DIMENSIONS, SPANS, AND CONDITIONS WITH ARCHITECTURAL DRAWINGS. IF ANY OMISSIONS, MISTAKES, OR DISCREPANCIES ARE FOUND TO EXIST WITHIN THE DRAWINGS, THE CONTRACTOR SHALL IMMEDIATELY NOTIFY THE ARCHITECT AND HAVE THE OPPORTUNITY TO TAKE WHAT EVER STEPS NECESSARY TO RESOLVE THEM. FAILURE TO PROMPTLY NOTIFY THE ENGINEER OF SUCH CONDITIONS SHALL ABSOLVE THE ENGINEER FROM ANY RESPONSIBILITY FOR THE CONSEQUENCES OF SUCH A FAILURE.
- IF DISCREPANCIES ARE FOUND, THE MORE STRINGENT SPECIFICATION SHALL BE FOLLOWED. CONTRACTOR RESPONSIBLE FOR ADEQUATE BRACING OF STRUCTURAL MEMBERS, WALLS, AND NON-STRUCTURAL ITEMS DURING CONSTRUCTION.
- THE ENGINEER AND HIS CONSULTANTS DO NOT WARRANT OR GUARANTEE THE ACCURACY AND COMPLETENESS OF THE WORK HEREIN BEYOND A REASONABLE DILIGENCE.
- CONCRETE COVER SHALL BE 1.5" THICK TO INTERNAL SUPERSTRUCTURE MEMBERS SUCH AS BEAMS & COLUMNS BUT 2" THICK TO EXTERNAL MEMBERS. EXPOSED REINFORCEMENT SHALL BE PROTECTED BY COLOURED & MARINE EXPOSED MEMBERS SUCH AS FOUNDATIONS & RETAINING WALLS.
- CONTRACTOR SHALL ASSURE THAT ALL PRODUCTS AND HARDWARE ARE USED PER MANUFACTURERS RECOMMENDATIONS.
- SUBGRADE WORK SUCH AS EXCAVATION, BACKFILL & DRAINAGE SHALL BE AS DIRECTED BY THE SHALL BE PLACED IN 2" LAYERS & EACH LAYER SHALL BE COMPACTED TO A MINIMUM OF 95% PROCTOR.
- THE CONTRACTOR SHALL BE RESPONSIBLE FOR MATERIALS TESTING OF CONCRETE, STEEL, STRUCTURAL TIMBER & OTHER MATERIALS AS DIRECTED BY THE ENGINEER OF RECORD IN ACCORDANCE TO STANDARDS SET FORTH BY THE AMERICAN SOCIETY FOR TESTING MATERIALS (ASTM), AMERICAN WELDING SOCIETY (AWS) & OTHER RELEVANT CODES. TESTING SHALL BE DONE BY A CERTIFIED TESTING LABORATORY. TEST RESULTS SHALL BE SUBMITTED TO THE STRUCTURAL ENGINEER OF RECORD & PRESERVED BY THE ARCHITECT.
- ALL CONCRETE SHALL BE ADEQUATELY COMPACTED USING AN INTERVAL VIBRATING POWER IN ACCORDANCE WITH RECOMMENDED PROCEDURES.
- CONCRETE MASONRY UNITS (CMU WALL) TO BE CONCRETE INFILL WITH HORIZONTAL LADDER BED REINFORCEMENT OR #3 BARS AT EVERY TWO COURSES OF BLOCKS.
- CMU WALL TO HAVE REINFORCEMENT AND CONCRETE FILLED CORE AT ALL VERTICAL SIDES OF OPENINGS.
- CONCRETE STRENGTH AT 28 DAYS TO BE 4000 PSI FOR ALL SUPERSTRUCTURE MEMBERS. STRENGTH AT 28 DAYS TO BE 3000 PSI FOR ALL SUBSTRUCTURE MEMBERS.
- STEEL REINFORCEMENT SHALL CONFORM TO ASTM A615 MAIN BARS @ 60,000 PSI. STEEL REINFORCEMENT STIRRUPS LINKS @ 40,000 PSI BARS TO BE WELDED SHALL CONFORM TO ASTM A 706.
- IN CMU WALLS, RING/BELT BEAM SHOULD BE PLACED AT EVERY STOREY OR EVERY 12'-0" (MAXIMUM) ON ELEVATION.
- THE MAXIMUM NOMINAL SIZE OF COURSE AGGREGATE SHALL BE 3/4" FOR SUPER-STRUCTURE CONCRETE ELEMENTS. LARGER SIZES OF COURSE AGGREGATE MAY BE USED FOR FOUNDATION PADS, PILE CAPS AND THE LIKE.
- THE CONTRACTOR SHALL PROVIDE A DESIGN MIX CRITERIA FOR APPROVAL AND SHALL NOT COMMENCE CONCRETE POURING WITHOUT INSPECTION BY THE ENGINEER OF RECORD. SHOULD THE CONTRACTOR FAIL TO OBTAIN THE DESIGN MIX CRITERIA THE ENGINEER OF RECORD SHALL BE WAIVE OF ANY CONCRETE FAILURE OF THE STRUCTURE.

DEAD LOADS

NORMAL WEIGHT CONCRETE:	150 pcf
8" CMU:	50 pcf
CEILING, PARTITIONS, FLOOR FINISH:	30 pcf
ROOF ASSEMBLY:	25 pcf
LIVE LOADS	
FLOOR LIVE LOAD:	40 pcf
STAIRS:	125 pcf
ROOF LIVE LOAD	100 pcf
	20 pcf


PARTEE PROVIDENCIALES LIMITED
60506/4
GENERAL NOTES AND DETAILS

Providenciales
Turks & Caicos Islands, B.W.I.
Cell: (649) 342-4272
dameko.dean@gmail.com
Facebook: Conceptual Arch.
& Des.

Drawn by: DAMEKO DEAN
Checked by: DAMEKO DEAN
DATE: JULY, 2023
Scale: AS SHOWN
Sheet Number: S200
Project number:

The design, ideas, arrangements, and plans shown on this drawing are owned by and the property of conceptual architecture & design. None of such ideas, designs, arrangements, or plans shall be used by or disclosed to any person, firm or corporation for any purpose without the written permission of conceptual architecture & design. Written dimension on the drawing shall take precedence over scaled dimensions. Contractors shall verify and be responsible for all dimensions and conditions on the job and this office must be notified of any variations from the dimensions.

The design, ideas, arrangements, and Plans shown on this drawing are owned by and the Property of conceptual Architecture & Design None of such ideas, designs, arrangements, or Plans shall be used by or disclosed to any Person, firm or corporation for any Purpose without the written Permission of conceptual Architecture & Design written dimension on the drawing shall take Precedence over scaled dimensions. Contractors shall verify and be responsible for all dimensions and conditions on the job and this office must be notified of any variations from the dimensions



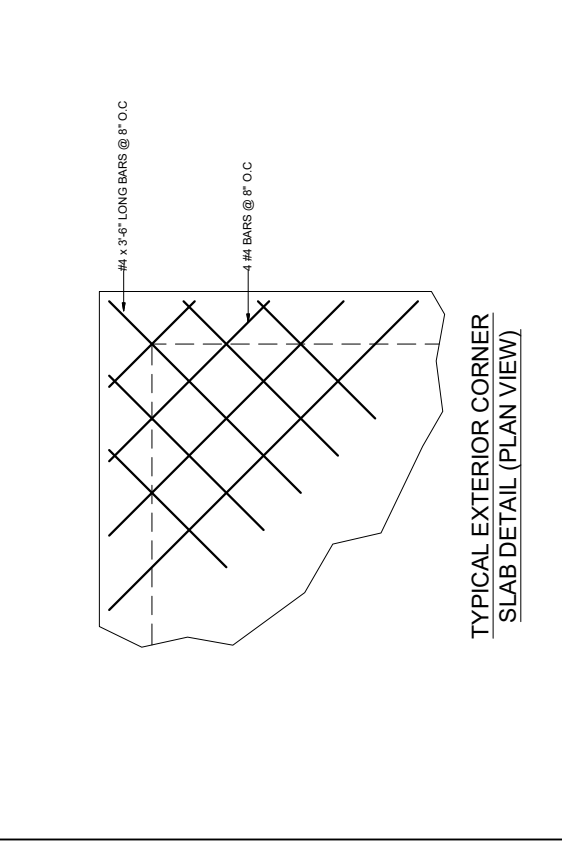
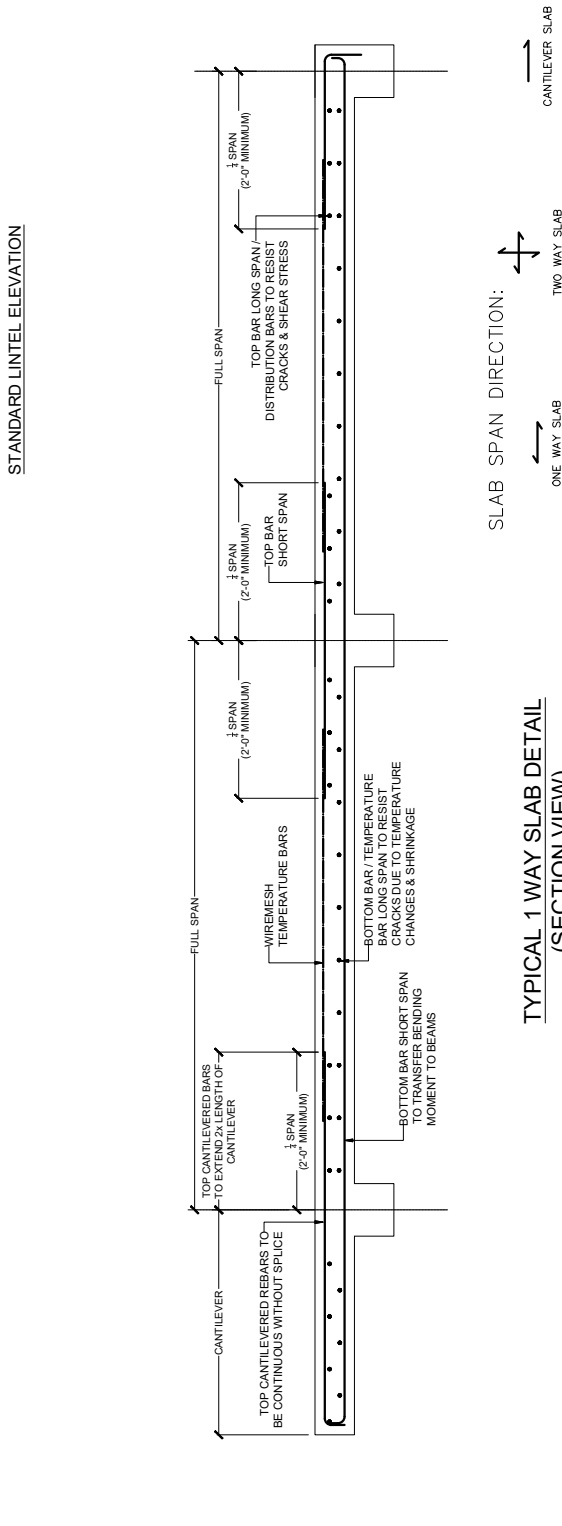
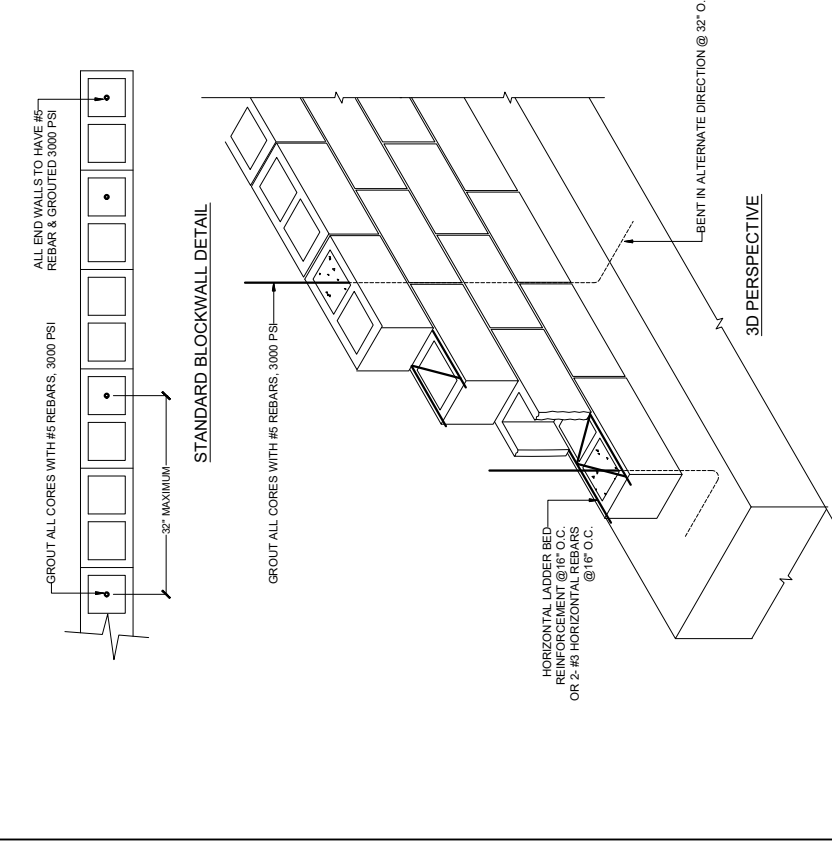
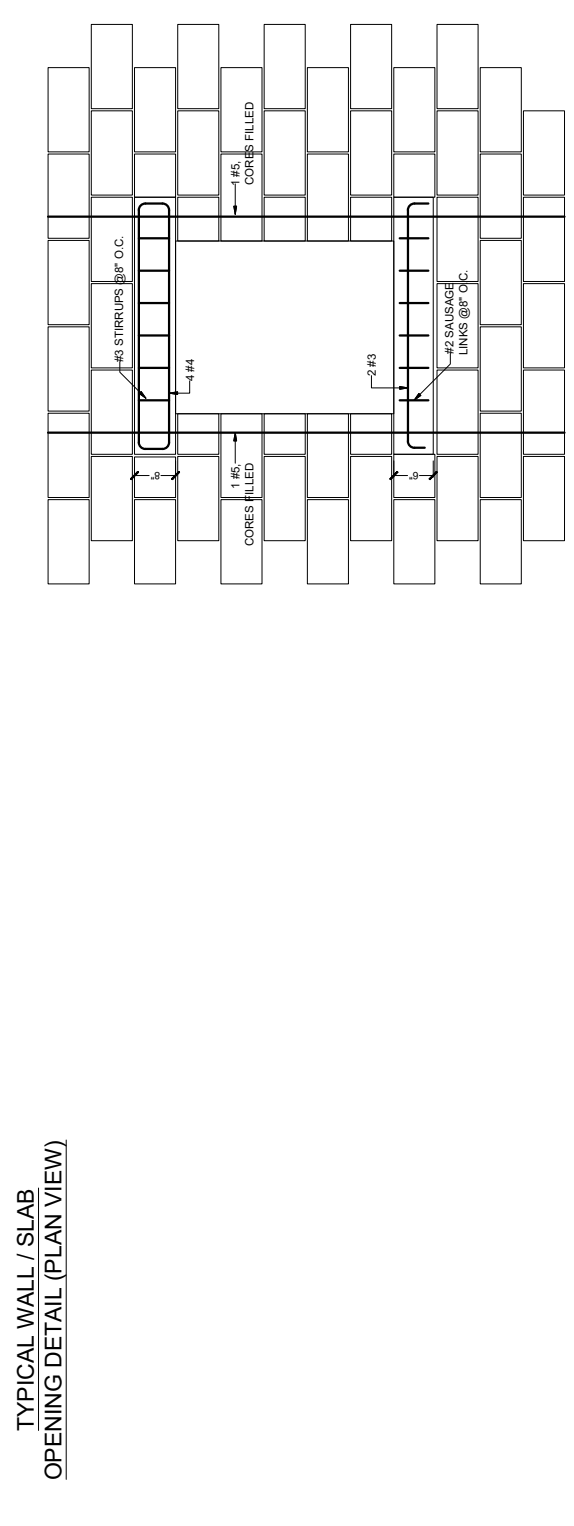
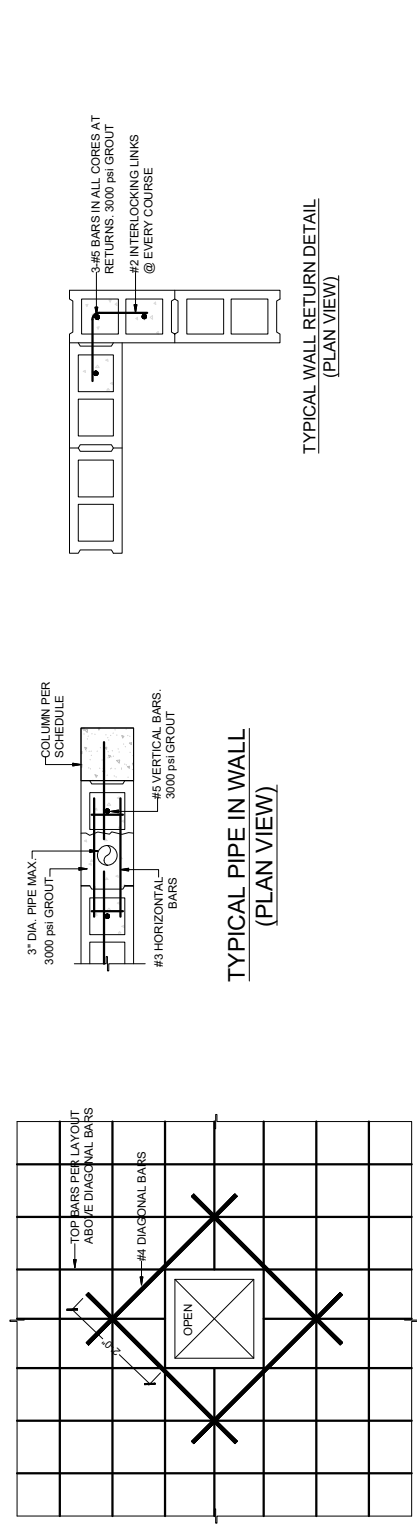
NO.	REVISION	Description	Date

Consultant
 Address
 Phone
 Fax
 e-mail
 Consultant
 Address
 Phone
 Fax
 e-mail

PARTEE PROVIDENCIALES LIMITED
 60506/4
STANDARD DETAILS 2

Providenciales
 Turks & Caicos Islands, B.W.I.
 Cell: (649) 246-2583
 Cell: (649) 342-4272
 dameko.dean@gmail.com
 Facebook: Conceptual Arch.
 & Des.

Drawn by: DAMEKO DEAN
 Checked by: DAMEKO DEAN
 DATE: JULY, 2023
 Scale: AS SHOWN
 Sheet Number **S-201**
 Project number:



COLUMN SCHEDULE		
MARK	REINFORCEMENTS	
	@ CONFINING ZONE	@ REST
C-1		
C-2		
C-3		
C-4		
C-5		

BEAM SCHEDULE			NOTES
MARK	REINFORCEMENTS		
	@ SUPPORTS	@ MID SPAN	
WB-1			WALL BEAM
B-1			STRUCTURAL BEAM
B-2			STRUCTURAL BEAM
B-3			STRUCTURAL BEAM



REVISION	
NO.	Date

Consultant
Address
Phone
Fax
e-mail
Consultant
Address
Phone
Fax
e-mail

PARTEE PROVIDENCIALES LIMITED
BLUE HILLS AND STAMERS RUN
60506/4
COLUMN AND BEAM SCHEDULE

Providenciales
Turks & Caicos Islands, B.W.I.
Cell: (649) 246-2583
Cell: (649) 342-4272
dameko.dean@gmail.com
Facebook: Conceptual Arch.
& Des.

Drawn by: DAMEKO DEAN
Checked by: DAMEKO DEAN
DATE: JULY , 2023
Scale: AS SHOWN
Sheet Number **S-202**
Project number:

The design, ideas, arrangements, and Plans shown on this drawing are owned by and the Property of conceptual Architecture & design None of such ideas, designs, arrangements, or Plans shall be used by or disclosed to any Person, firm or corporation for any Purpose without the written Permission of conceptual Architecture & Design written dimension on the drawing shall take Precedence over scaled dimensions. Contractors shall verify and be responsible for all dimensions and conditions on the Job and this office must be notified of any variations from the dimensions

The design, ideas, arrangements, and Plans shown on this drawing are owned by and the Property of conceptual Architecture & design None of such ideas, designs, arrangements, Plans shall be used by or disclosed to any Person, firm or corporation for any Purpose without the written Permission of conceptual Architecture & Design written dimension on the drawing shall take Precedence over scaled dimensions. Contractors shall verify and be responsible for all dimensions and conditions on the job and this office must be notified of any variations from the dimensions


Drawn by : DAMEKO DEAN
 Checked by: DAMEKO DEAN
 DATE: JULY , 2023
 Scale: AS SHOWN
 Sheet Number **S-300**
 Project number:

PROVIDENCIAL
 Turks & Caicos Islands, B.W.I.
 Cell: (649) 246-2583
 Cell: (649) 342-4272
 dameko.dean@gmail.com
 Facebook: Conceptual Arch.
 & Des.

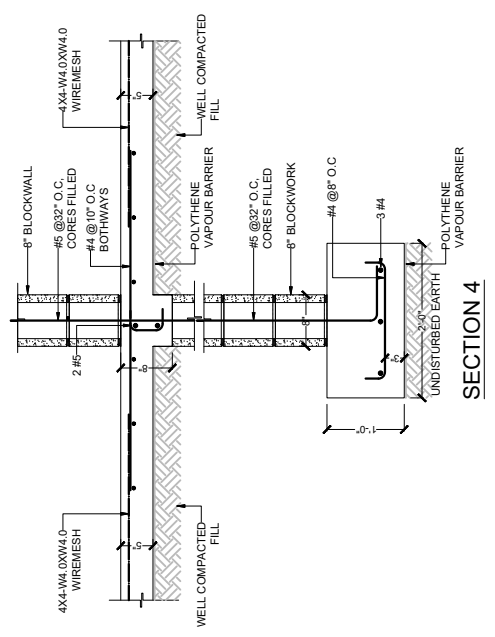
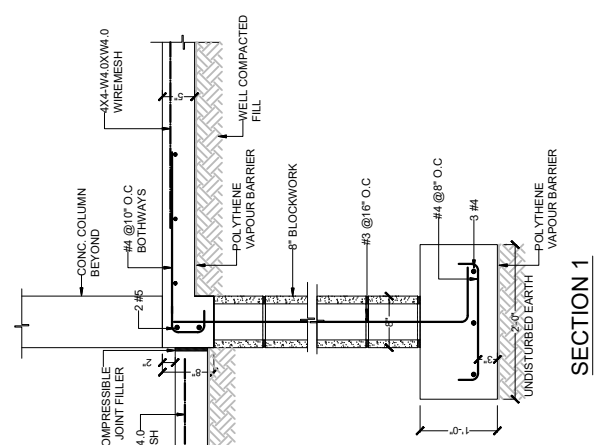
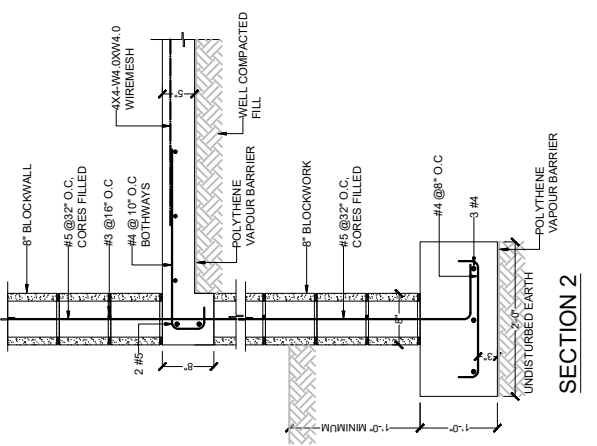
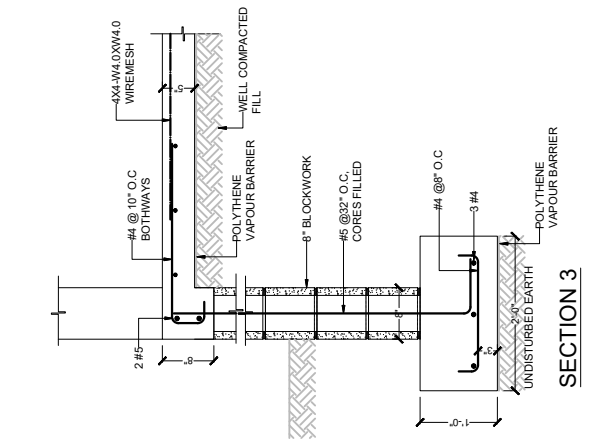
PARTEE PROVIDENCIALS LIMITED
 60506/4
FOUNDATION DETAILS

Consultant
 Address
 Phone
 Fax
 e-mail
 Consultant
 Address
 Phone
 Fax
 e-mail


NO.	REVISION	Description	Date



NOTE: ALL SETTING OUT DIMENSIONS AND LEVELS ARE BY ARCHITECT



The design, ideas, arrangements, and Plans shown on this drawing are owned by and the Property of conceptual Architecture & design None of such ideas, designs, arrangements, or Plans shall be used by or disclosed to any Person, firm or corporation for any Purpose without the written Permission of conceptual Architecture & Design written dimension on the drawing shall take Precedence over scaled dimensions. Contractors shall verify and be responsible for all dimensions and conditions on the Job and this office must be notified of any variations from the dimensions



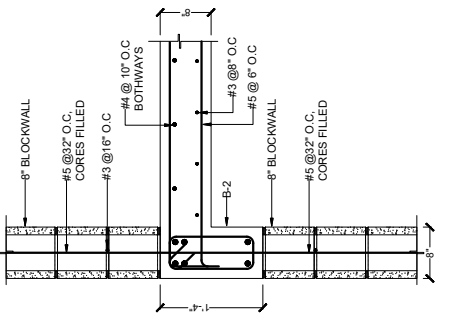
NO.	Description	Date

Consultant
Address
Phone
Fax
e-mail
Consultant
Address
Phone
Fax
e-mail

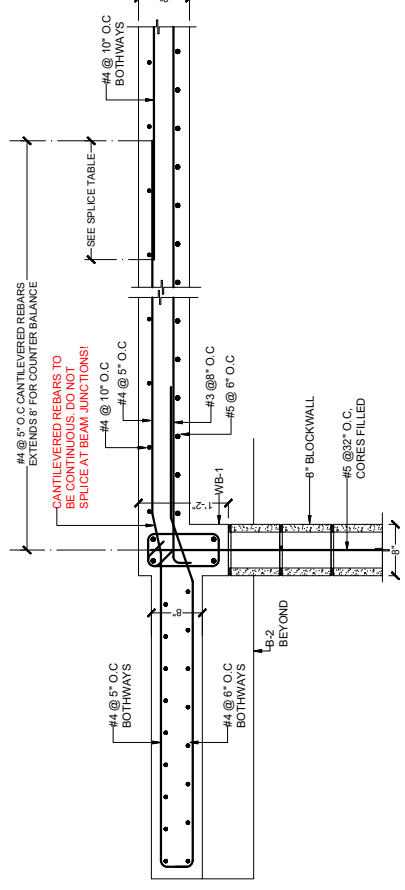
PARTEE PROVIDENCIALES LIMITED
60506/4
SLAB AND BEAM DETAILS

Providenciales
Turks & Caicos Islands, B.W.I.
Cell: (649) 246-2583
dameko.dean@gmail.com
Facebook: Conceptual Arch.
& Des.

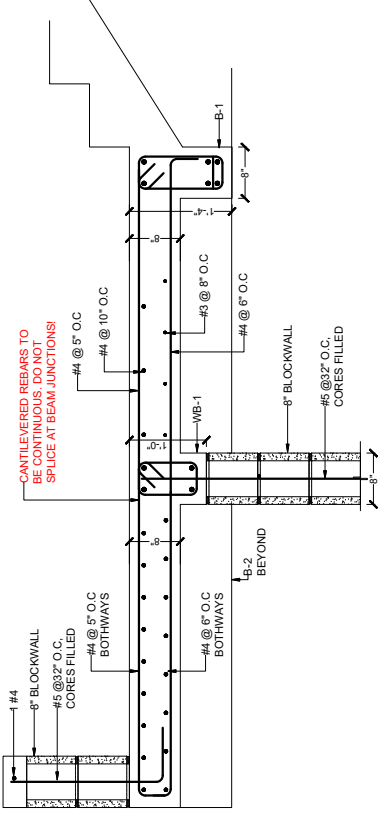
Drawn by: DAMEKO DEAN
Checked by: DAMEKO DEAN
DATE: JULY, 2023
Scale: AS SHOWN
Sheet Number **S-400**
Project number:



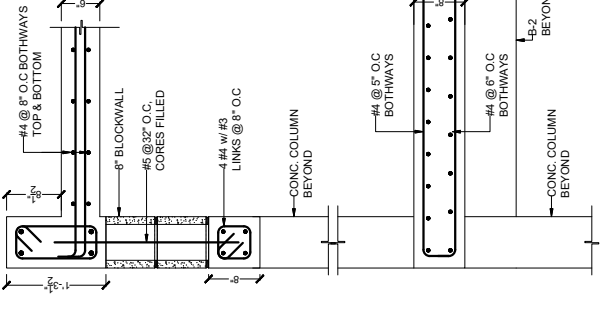
SECTION 3



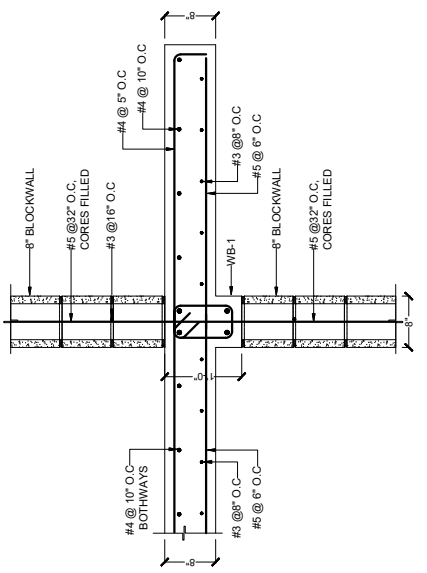
SECTION 2



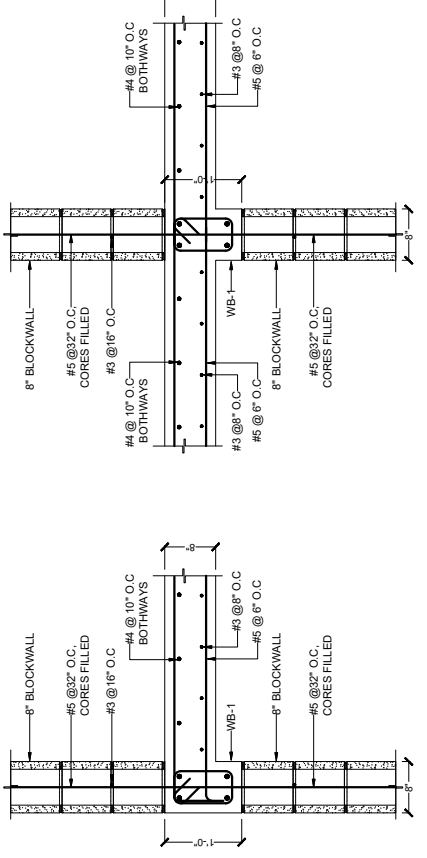
SECTION 1



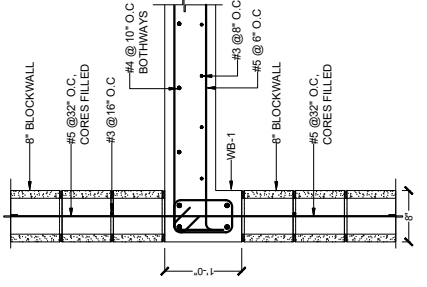
SECTION 7



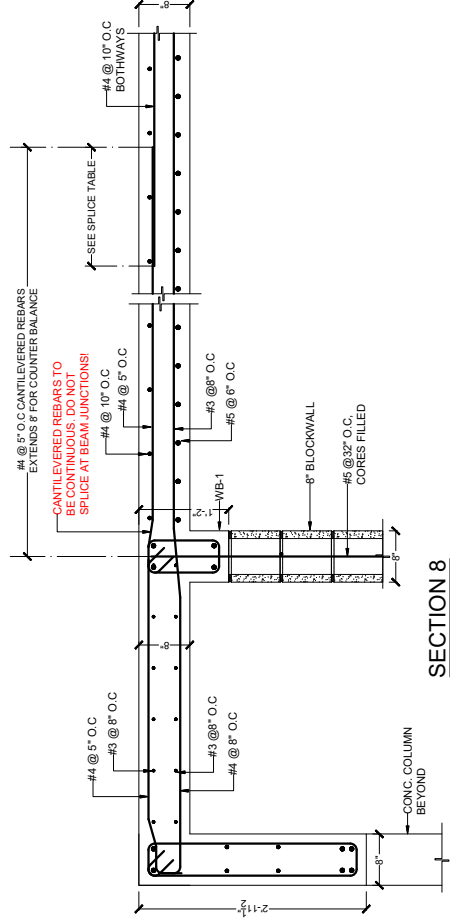
SECTION 6



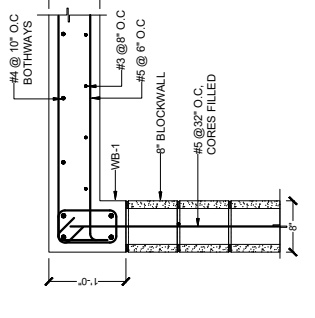
SECTION 5



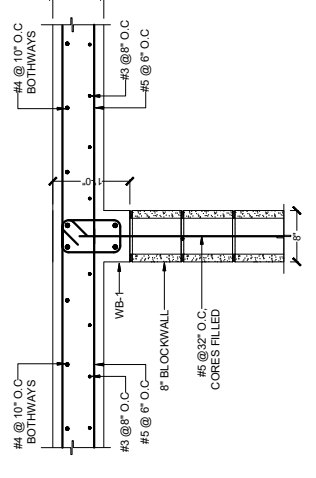
SECTION 4



SECTION 8




SECTION 9



SECTION 10

The design, ideas, arrangements, and Plans shown on this drawing are owned by and the Property of conceptual Architecture & design None of such ideas, designs, arrangements, or Plans shall be used by or disclosed to any Person, firm or corporation for any Purpose without the written Permission of conceptual Architecture & Design written dimension on the drawing shall take Precedence over scaled dimensions. Contractors shall verify and be responsible for all dimensions and conditions on the job and this office must be notified of any variations from the dimensions



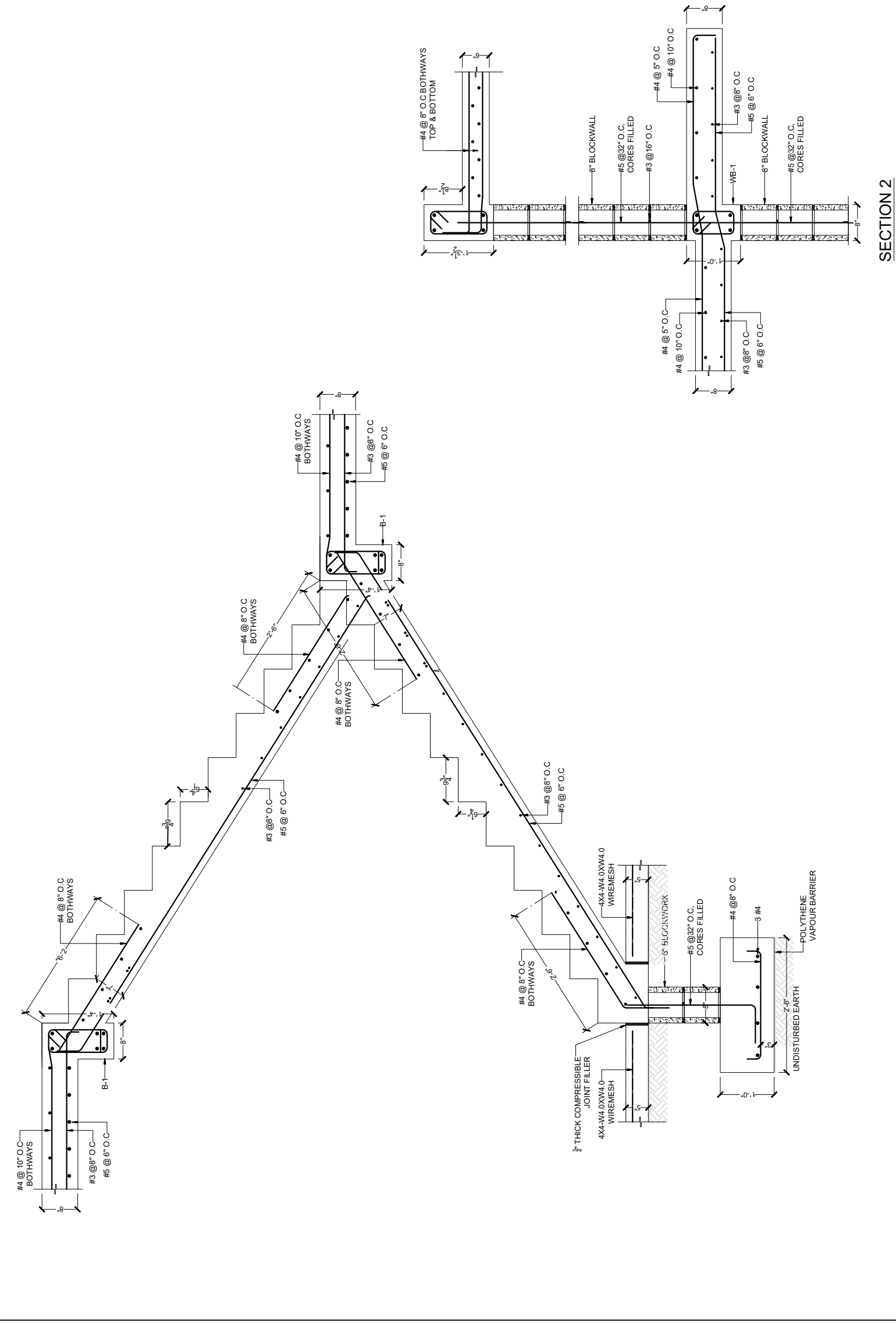
NO.	REVISION	Description	Date

Consultant
 Address
 Phone
 Fax
 e-mail
 Consultant
 Address
 Phone
 Fax
 e-mail

PARTE PROVIDENCIALES LIMITED
 60506/4
STAIR CASE DETAILS

Providenciales
 Turks & Caicos Islands, B.W.I.
 Call: (649) 246-2583
 Cell: (649) 342-4272
 dameko.dean@gmail.com
 Facebook: Conceptual Arch.
 & Des.

Drawn by: DAMEKO DEAN
 Checked by: DAMEKO DEAN
 DATE: JULY, 2023
 Scale: AS SHOWN
 Sheet Number
S-401
 Project number:




TYPICAL STAIRCASE DETAILS

SECTION 2



PARTEE PROVIDENCIALES LIMITED



ARCHITECT:

**Providenciales
Turks & Caicos Islands. B.W.I.
Cell:(649) 246-2583
Cell:(649) 342-4272
dameko.dean@gmail.com
Facebook: Conceptual Arch.
& Des.**

LOCATION:

BLOCK 60506, PLOT 4
PROVIDENCIALES
TURKS AND CAICOS ISLAND

RESIDENTIAL

AREA:

1499.67SQ.FT. TOTAL NEW CONSTRUCTION

NOTE:

The design, ideas, arrangements, and plans shown on this drawing are owned by and the property of Conceptual Architecture & design None of such ideas, designs, arrangements, or plans shall be used by or disclosed to any person, firm or corporation for any purpose without the written permission of Conceptual Architecture & Design written dimension on the drawing shall take precedence over scaled dimensions. Contractors shall verify and be responsible for all dimensions and conditions on the job and this office must be notified of any variations from the dimensions



RENDER 1



RENDER 2



RENDER 2

The design, ideas, arrangements, and plans shown on this drawing are owned by and the property of Conceptual Architecture & Design. None of such ideas, designs, arrangements, or plans shall be used by or disclosed to any person, firm or corporation for any purpose without the written permission of Conceptual Architecture & Design written dimension on the drawing shall take precedence over scaled dimensions. Contractors shall verify and be responsible for all dimensions and conditions on the job and this office must be notified of any variations from the dimensions



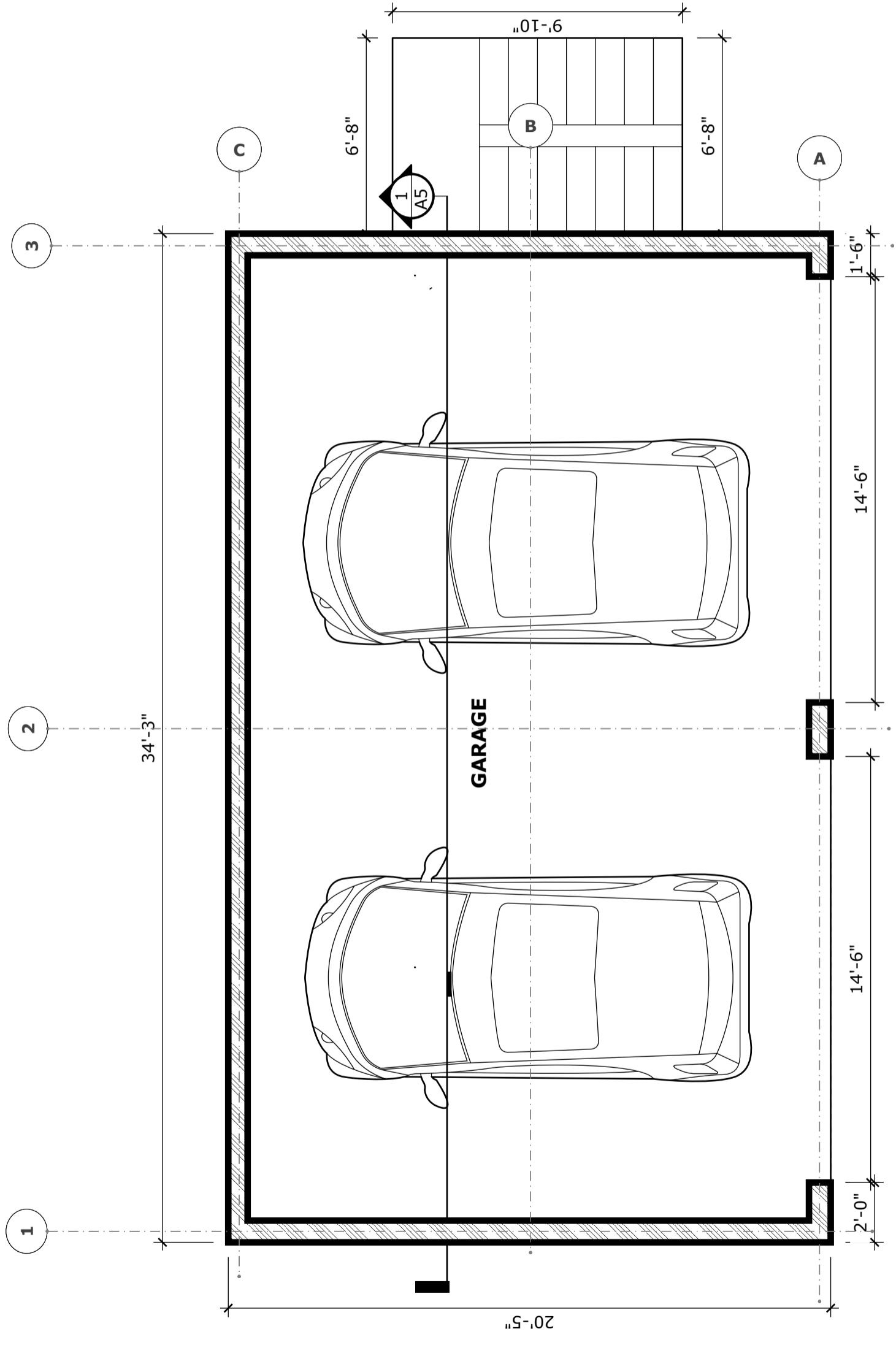
REVISION	
NO.	Date

Consultant
Address
Phone
Fax
e-mail
Consultant
Address
Phone
Fax
e-mail

PARTEE PROVIDENCIALES LIMITED
BLUE HILLS AND STAMERS RUN
60506/4
GROUND FLOOR PLAN

Providenciales
Turks & Caicos Islands. B.W.I.
Cell: (649) 246-2583
dameko.dean@gmail.com
Cell: (649) 342-4272
Facebook: Conceptual Arch.
& Des.

Drawn by: DAMEKO DEAN
Checked by: DAMEKO DEAN
Date: AUGUST, 2023
Scale: AS SHOWN
Sheet Number **A3.3**
Project number:



1 _____ **GROUND FLOOR PLAN**
A3.3 scale 1/4" = 1'-0"

The design, ideas, arrangements, and plans shown on this drawing are owned by and the property of Conceptual Architecture & Design. None of such ideas, designs, arrangements, or plans shall be used by or disclosed to any person, firm or corporation for any purpose without the written permission of Conceptual Architecture & Design written dimension on the drawing shall take precedence over scaled dimensions. Contractors shall verify and be responsible for all dimensions and conditions on the job and this office and this office must be notified of any variations from the dimensions



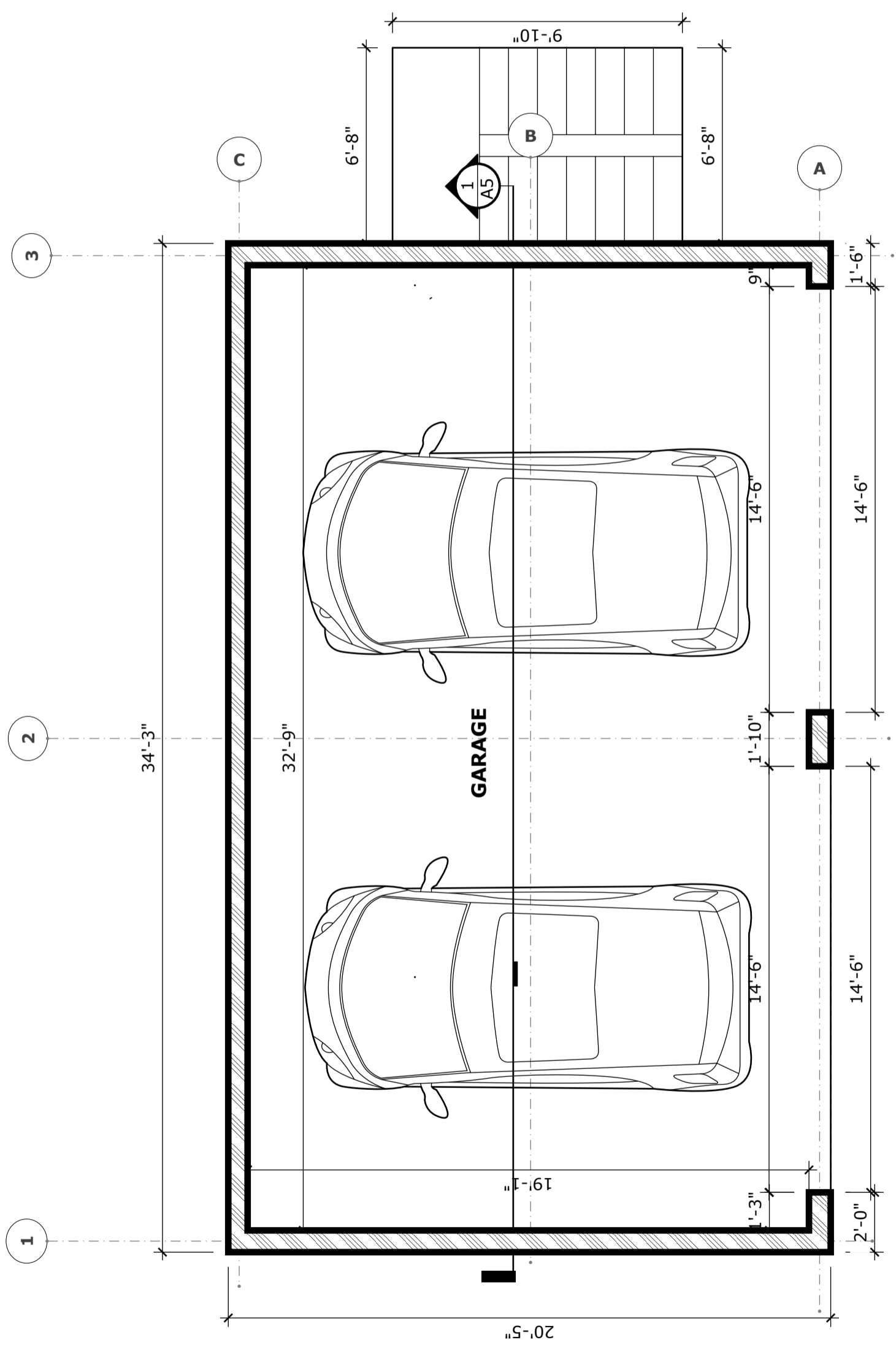
REVISION	
NO.	Date

Consultant
Address
Phone
Fax
e-mail
Consultant
Address
Phone
Fax
e-mail

PARTEE PROVIDENCIALES LIMITED
BLUE HILLS AND STAMERS RUN
60506/4
GROUND FLOOR PLAN

Providenciales
Turks & Caicos Islands. B.W.I.
Cell: (649) 246-2583
Cell: (649) 342-4272
dameko.dean@gmail.com
Facebook: Conceptual Arch.
& Des.

Drawn by: DAMEKO DEAN
Checked by: DAMEKO DEAN
Date: AUGUST, 2023
Scale: AS SHOWN
Sheet Number **A3.3**
Project number:



1 _____ GROUND FLOOR PLAN
A3.3 scale 1/4" = 1'-0"

The design, ideas, arrangements, and plans shown on this drawing are owned by and the property of Conceptual Architecture & Design. None of such ideas, designs, arrangements, or plans shall be used by or disclosed to any person, firm or corporation for any purpose without the written permission of Conceptual Architecture & Design written dimension on the drawing shall take precedence over scaled dimensions. Contractors shall verify and be responsible for all dimensions and conditions on the job and this office must be notified of any variations from the dimensions



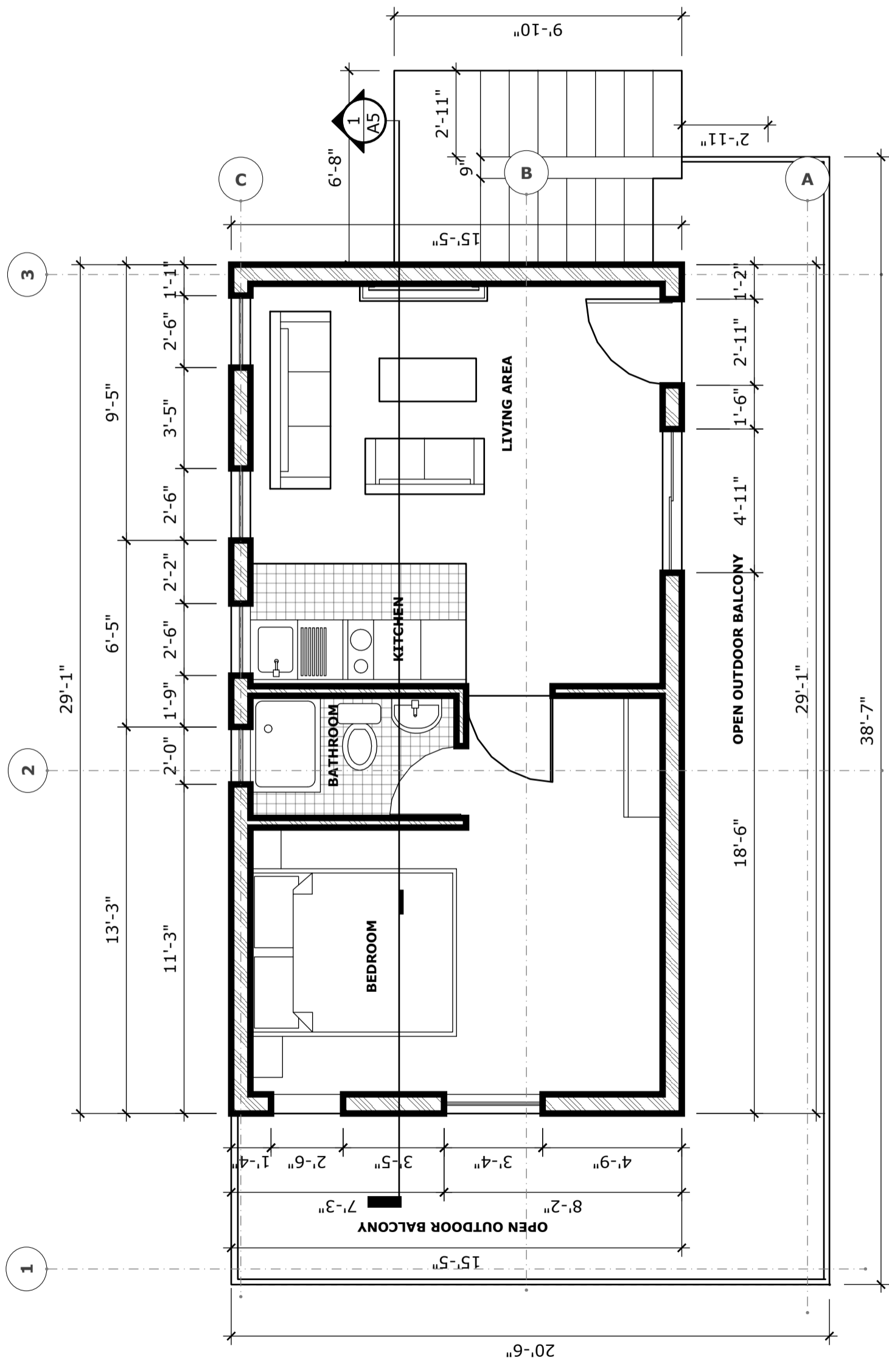
REVISION	
NO.	Date

Consultant
Address
Phone
Fax
e-mail
Consultant
Address
Phone
Fax
e-mail

PARTEE PROVIDENCIALES LIMITED
60506/4
SECOND FLOOR PLAN

Providenciales
Turks & Caicos Islands, B.W.I.
Cell: (649) 246-2583
Cell: (649) 342-4272
dameko.dean@gmail.com
Facebook: Conceptual Arch.
& Des.

Drawn by: DAMEKO DEAN
Checked by: DAMEKO DEAN
Date: AUGUST, 2023
Scale: AS SHOWN
Sheet Number **A3.5**
Project number:



1 SECOND FLOOR PLAN
A3.5 scale 1/4" = 1'-0"

The design, ideas, arrangements, and plans shown on this drawing are owned by and the property of conceptual Architecture & design None of such ideas, designs, arrangements, or plans shall be used by or disclosed to any person, firm or corporation for any purpose without the written permission of conceptual Architecture & Design written dimension on the drawing shall take precedence over scaled dimensions. Contractors shall verify and be responsible for all dimensions and conditions on the job and this office must be notified of any variations from the dimensions



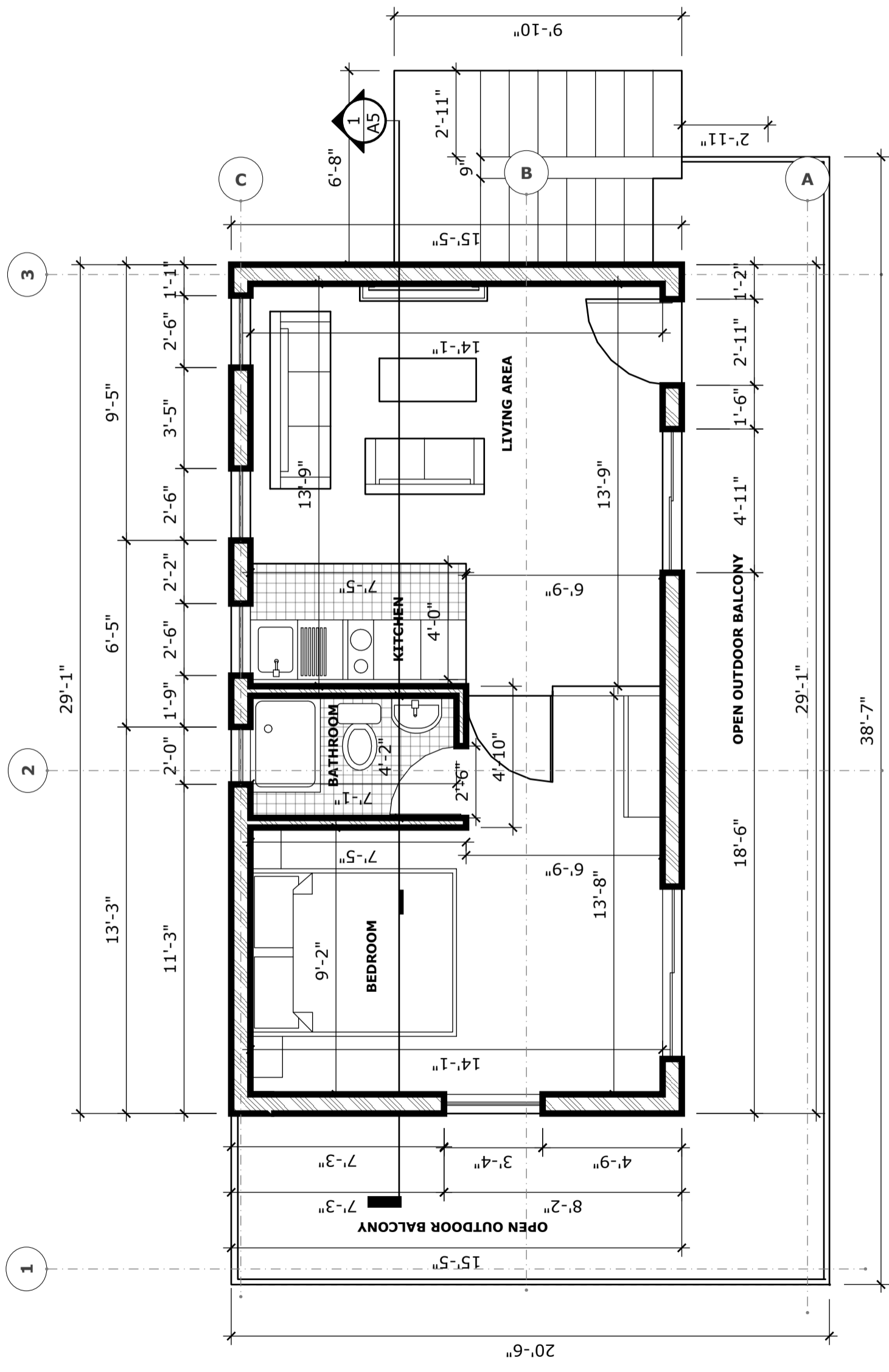
REVISION	
NO.	Date

Consultant
Address
Phone
Fax
e-mail
Consultant
Address
Phone
Fax
e-mail

PARTEE PROVIDENCIALES LIMITED
60506/4
SECOND FLOOR PLAN

Providenciales
Turks & Caicos Islands. B.W.I.
Cell: (649) 246-2583
Cell: (649) 342-4272
dameko.dean@gmail.com
Facebook: Conceptual Arch.
& Des.

Drawn by: DAMEKO DEAN
Checked by: DAMEKO DEAN
Date: AUGUST, 2023
Scale: AS SHOWN
Sheet Number **A3.4**
Project number:



1 SECOND FLOOR PLAN
A3.4 scale 1/4" = 1'-0"

The design, ideas, arrangements, and plans shown on this drawing are owned by and the property of conceptual Architecture & design None of such ideas, designs, arrangements, or plans shall be used by or disclosed to any person, firm or corporation for any purpose without the written permission of conceptual Architecture & Design written dimension on the drawing shall take precedence over scaled dimensions. Contractors shall verify and be responsible for all dimensions and conditions on the job and this office must be notified of any variations from the dimensions



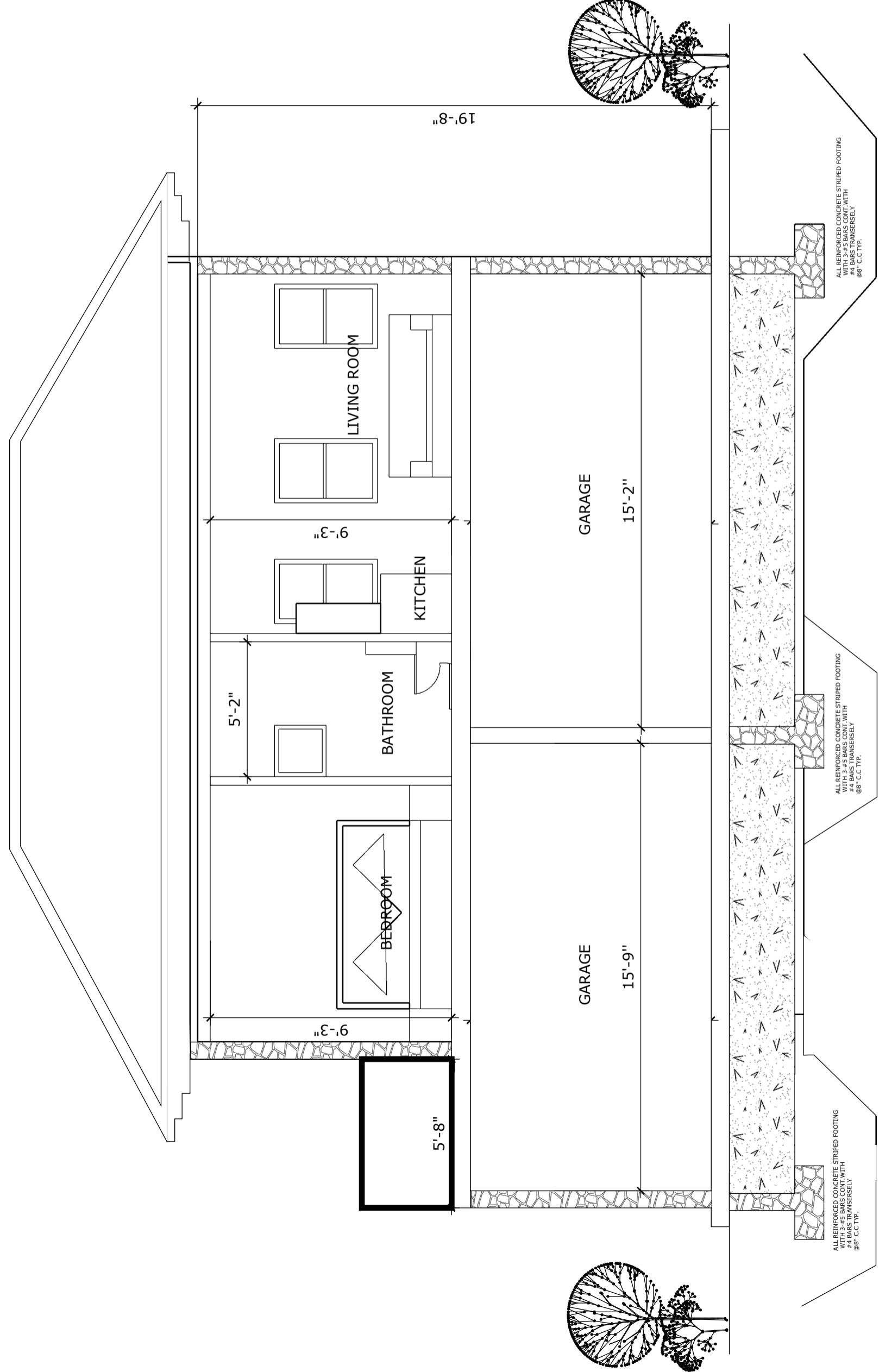
REVISION	
NO.	Date

Consultant
Address
Phone
Fax
e-mail
Consultant
Address
Phone
Fax
e-mail

SECTION
IRENE GEORGIA EWING
BLUE HILLS AND STAMERS RUN
60503/274

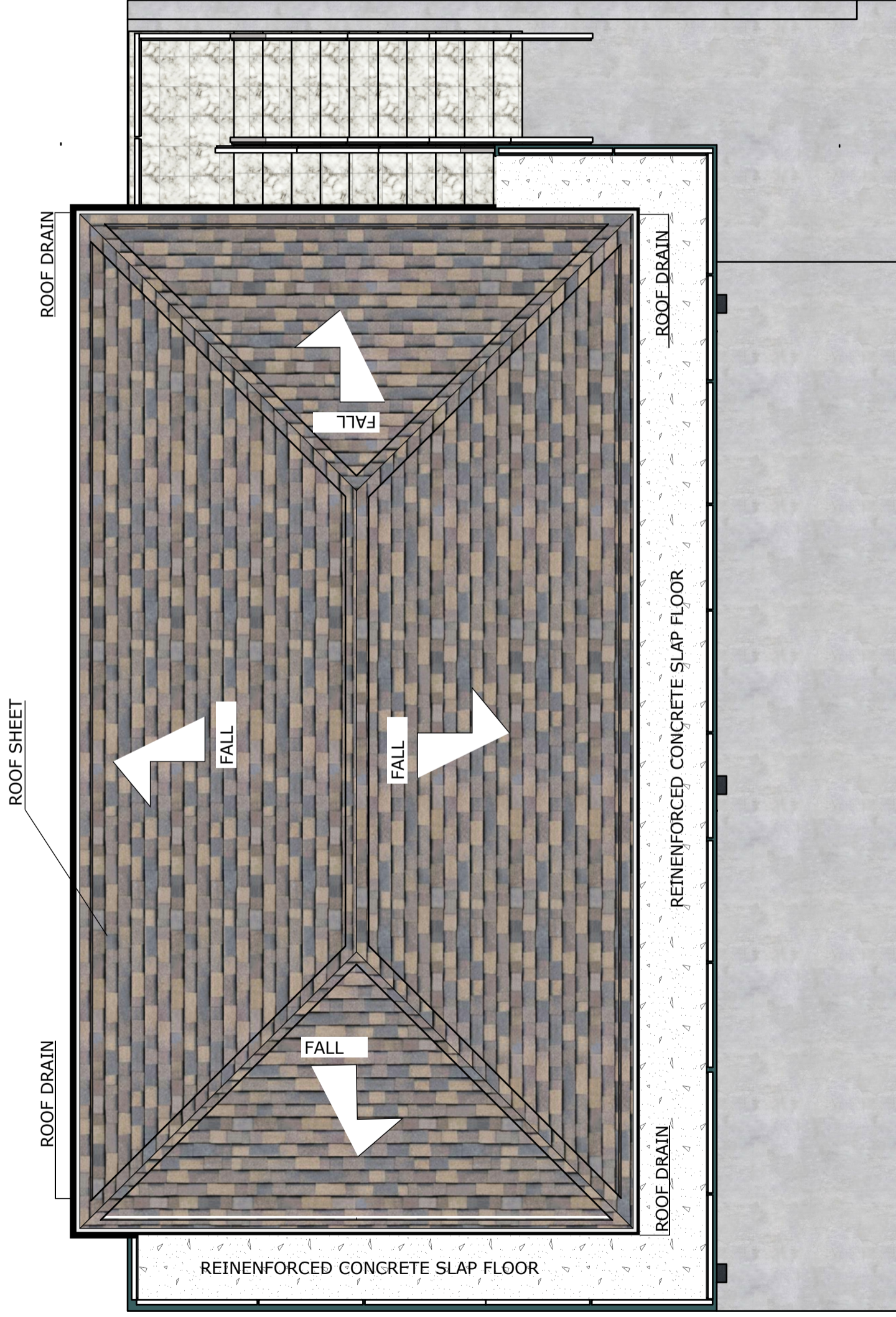
Providenciales
Turks & Caicos Islands. B.W.I.
Cell: (649) 246-2583
Cell: (649) 342-4272
dameko.dean@gmail.com
Facebook: Conceptual Arch.
& Des.

Drawn by: DAMEKO DEAN
Checked by: DAMEKO DEAN
Date: JUNE, 2023
Scale: AS SHOWN
Sheet Number **A4.1**
Project number:



1 SECTION

A4.1 scale 1/4" = 1'-0"



1 ROOF PLAN
S1.4 scale 1/4"=1'-0"

PARTEE PROVIDENCIALES LIMITED
 60506/4
ROOF

Consultant
 Address
 Phone
 Fax
 e-mail
 Consultant
 Address
 Phone
 Fax
 e-mail

REVISION	
N0.	Date



Providenciales
 Turks & Caicos Islands. B.W.I.
 Cell: (649) 246-2583
 Cell: (649) 342-4272
 dameko.dean@gmail.com
 Facebook: Conceptual Arch.
 & Des.

Drawn by: DAMEKO DEAN
 Checked by: DAMEKO DEAN
 Date: AUGUST, 2023
 Scale: AS SHOWN
 Sheet Number **S1.4**
 Project number:

The design, ideas, arrangements, and plans shown on this drawing are owned by and the property of Conceptual Architecture & Design. None of such ideas, designs, arrangements, or plans shall be used by or disclosed to any person, firm or corporation for any purpose without the written permission of Conceptual Architecture & Design. Written dimension on the drawing shall take precedence over scaled dimensions. Contractors shall verify and be responsible for all dimensions and conditions on the job and this office must be notified of any variations from the dimensions

The design, ideas, arrangements, and plans shown on this drawing are owned by and the property of conceptual Architecture & design None of such ideas, designs, arrangements, or plans shall be used by or disclosed to any person, firm or corporation for any purpose without the written permission of conceptual Architecture & Design written dimension on the drawing or shall take precedence over scaled dimensions. Contractors shall verify and be responsible for all dimensions and conditions on the job and this office must be notified of any variations from the dimensions



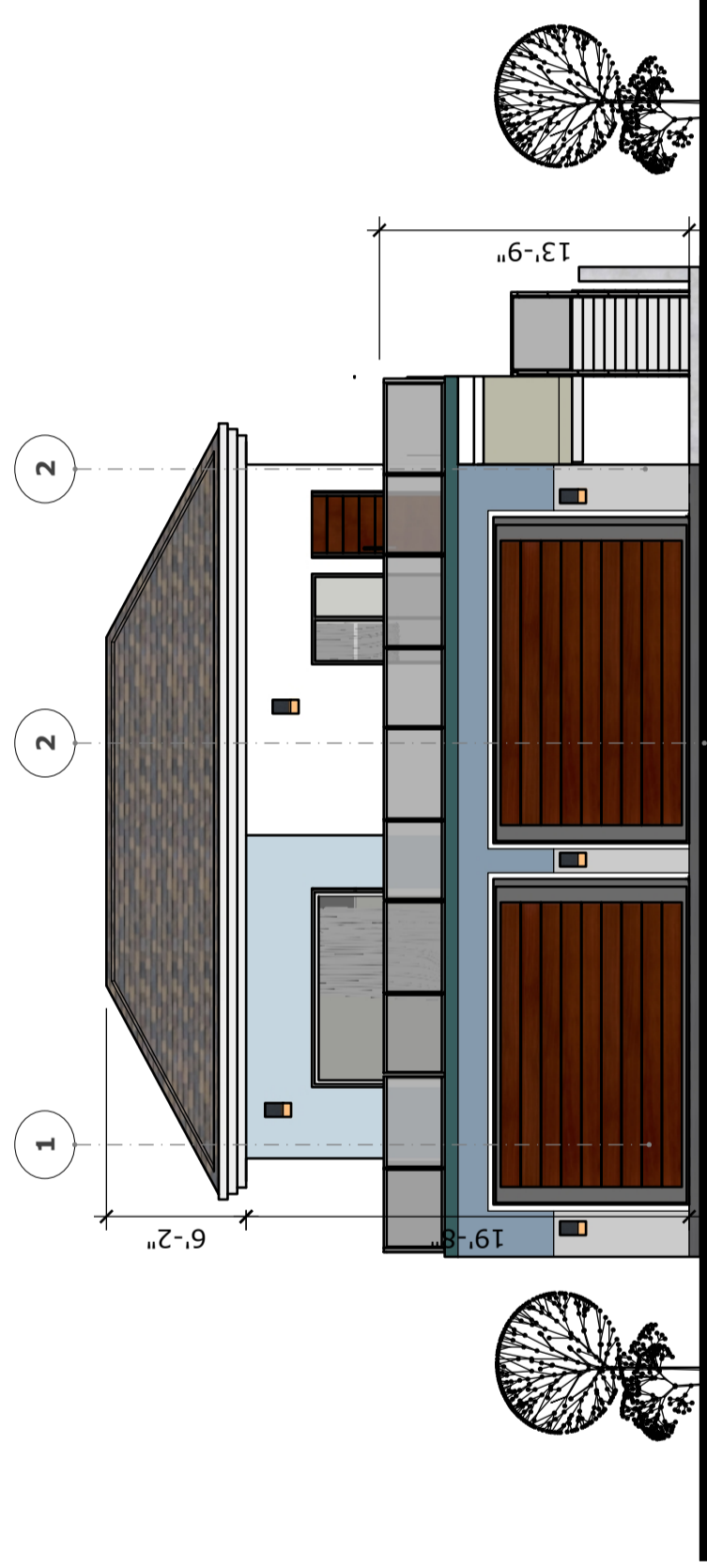
REVISION	
NO.	Date

Consultant
Address
Phone
Fax
e-mail
Consultant
Address
Phone
Fax
e-mail

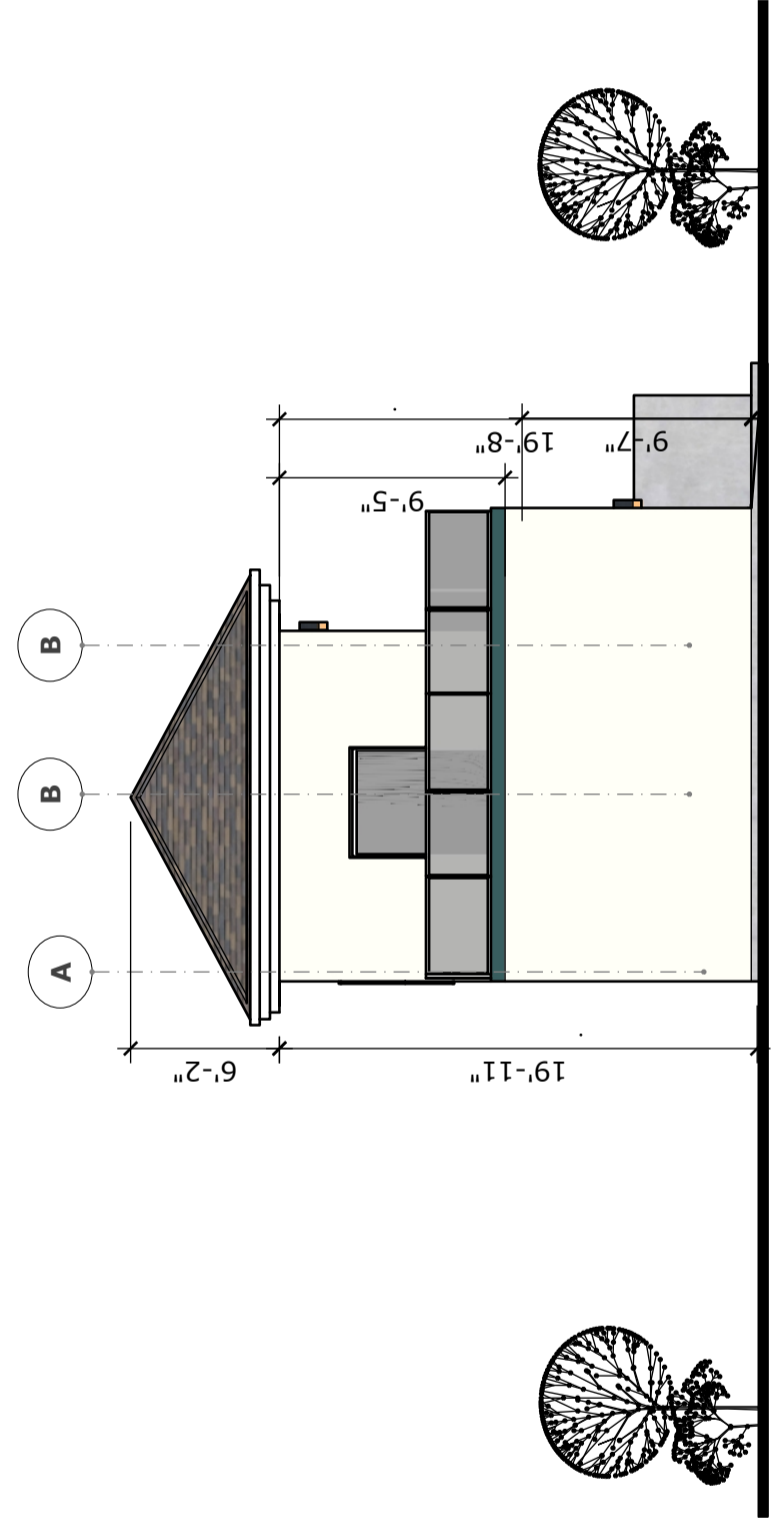
ELEVATIONS
60506/4
BLUE HILLS AND STAMERS RUN
PARTEE PROVIDENCIALES LIMITED

Providenciales
Turks & Caicos Islands. B.W.I.
Cell: (649) 246-2583
Cell: (649) 342-4272
dameko.dean@gmail.com
Facebook: Conceptual Arch.
& Des.

Drawn by: DAMEKO DEAN
Checked by: DAMEKO DEAN
Date: AUGUST, 2023
Scale: AS SHOWN
Sheet
Number **A6.1**
Project number:



1 FRONT ELEVATIONS
A6.1 scale 1/8" = 1'-0"



1 LEFT ELEVATIONS
A6.1 scale 1/8" = 1'-0"

The design, ideas, arrangements, and plans shown on this drawing are owned by and the property of Conceptual Architecture & Design. None of such ideas, designs, arrangements, or plans shall be used by or disclosed to any person, firm or corporation for any purpose without the written permission of Conceptual Architecture & Design written dimension on the drawing or shall take precedence over scaled dimensions. Contractors shall verify and be responsible for all dimensions and conditions on the job and this office must be notified of any variations from the dimensions



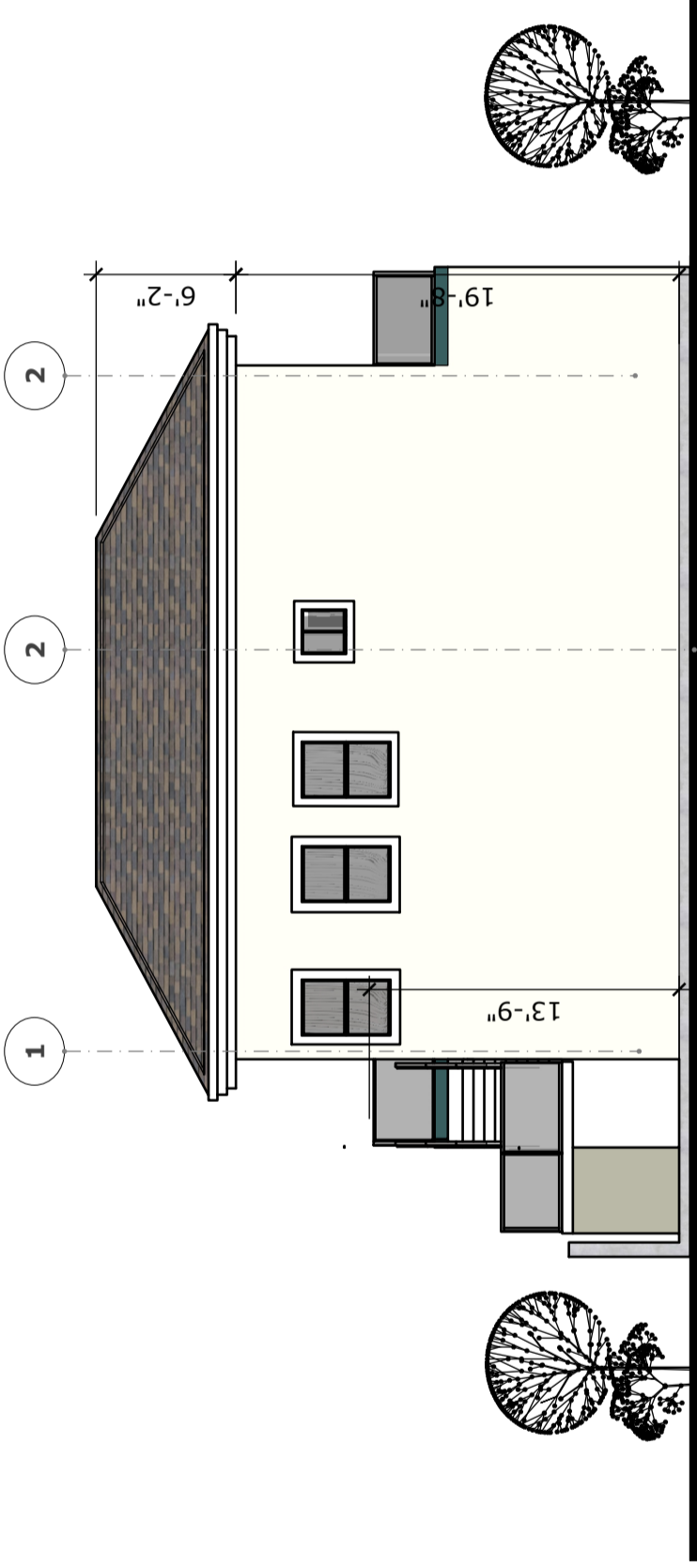
REVISION	
NO.	Date

Consultant
Address
Phone
Fax
e-mail
Consultant
Address
Phone
Fax
e-mail

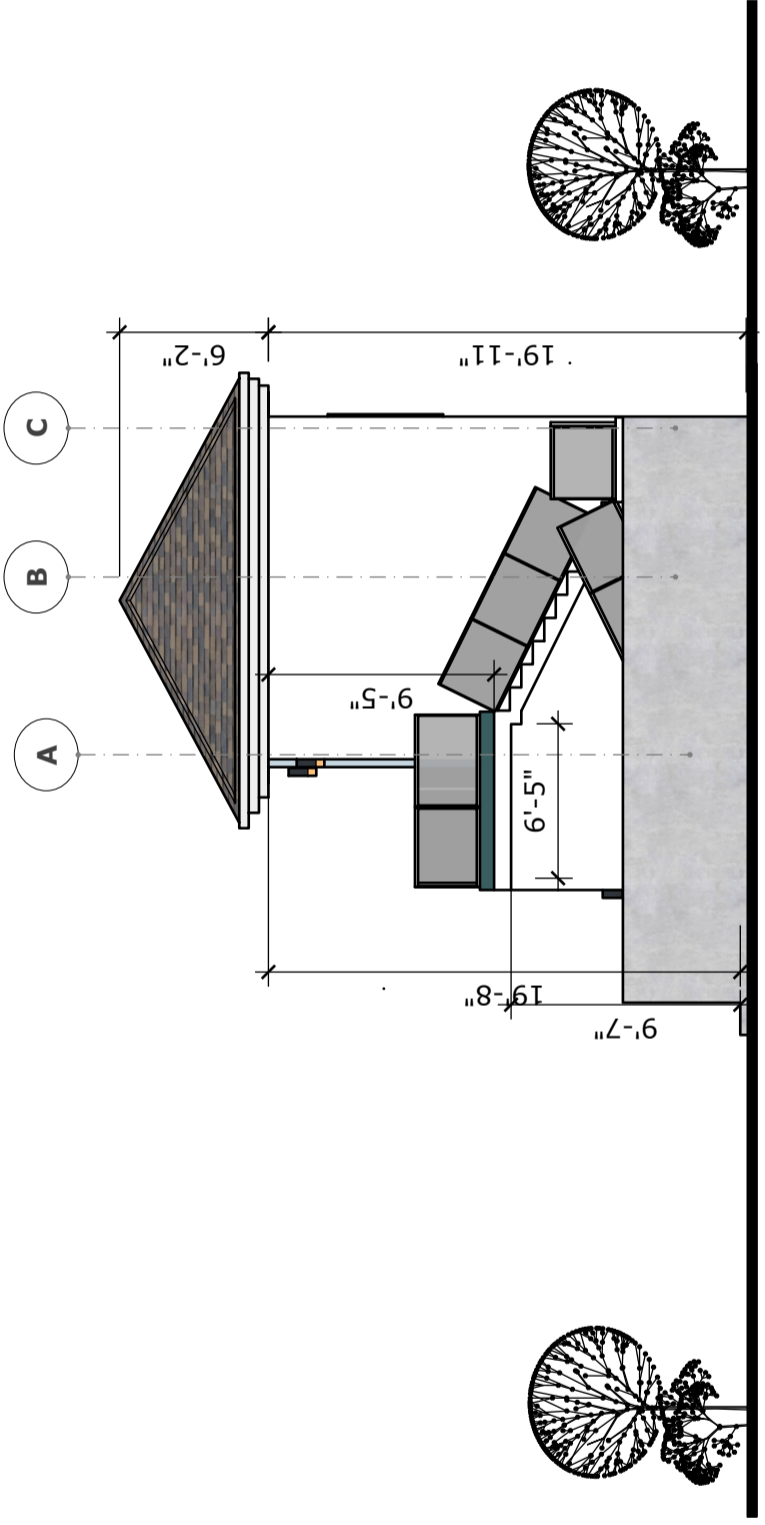
ELEVATIONS
60506/4
BLUE HILLS AND STAMERS RUN
PARTEE PROVIDENCIALES LIMITED

Providenciales
Turks & Caicos Islands. B.W.I.
Cell: (649) 246-2583
Cell: (649) 342-4272
dameko.dean@gmail.com
Facebook: Conceptual Arch.
& Des.

Drawn by: DAMEKO DEAN
Checked by: DAMEKO DEAN
Date: AUGUST, 2023
Scale: AS SHOWN
Sheet
Number **A6.2**
Project number:



1 REAR ELEVATIONS
A6.2 scale 1/8" = 1'-0"



1 RIGHT ELEVATIONS
A6.2 scale 1/8" = 1'-0"

The design, ideas, arrangements, and plans shown on this drawing are owned by and the property of conceptual Architecture & design None of such ideas, designs, arrangements, or plans shall be used by or disclosed to any person, firm or corporation for any purpose without the written permission of conceptual Architecture & Design written dimension on the drawing shall take precedence over scaled dimensions. Contractors shall verify and be responsible for all dimensions and conditions on the job and this office must be notified of any variations from the dimensions



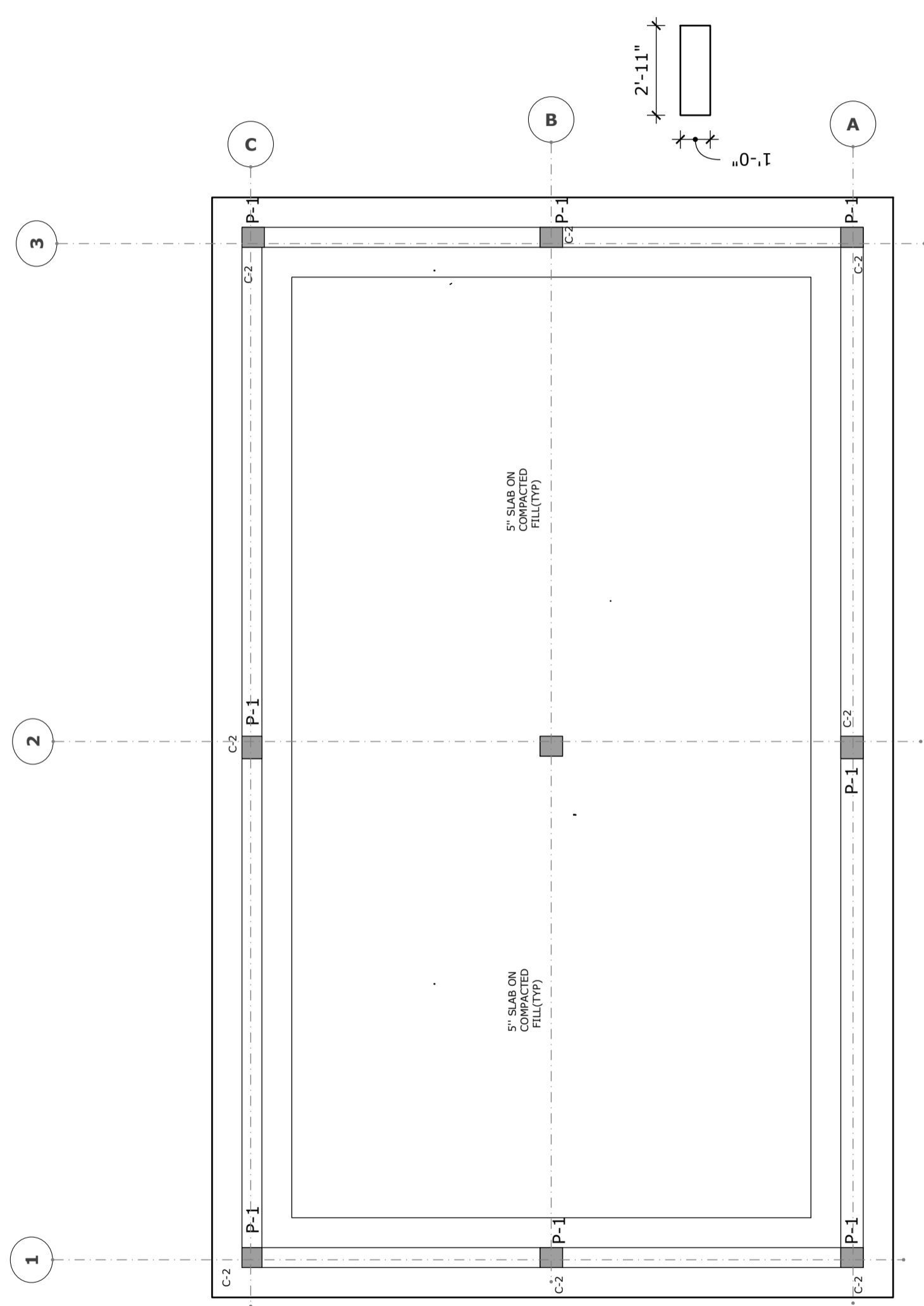
REVISION	
NO.	Date

Consultant
Address
Phone
Fax
e-mail
Consultant
Address
Phone
Fax
e-mail

FOUNDATION PLAN
60506/4
BLUE HILLS AND STAMERS RUN
PARTEE PROVIDENCIALES LIMITED

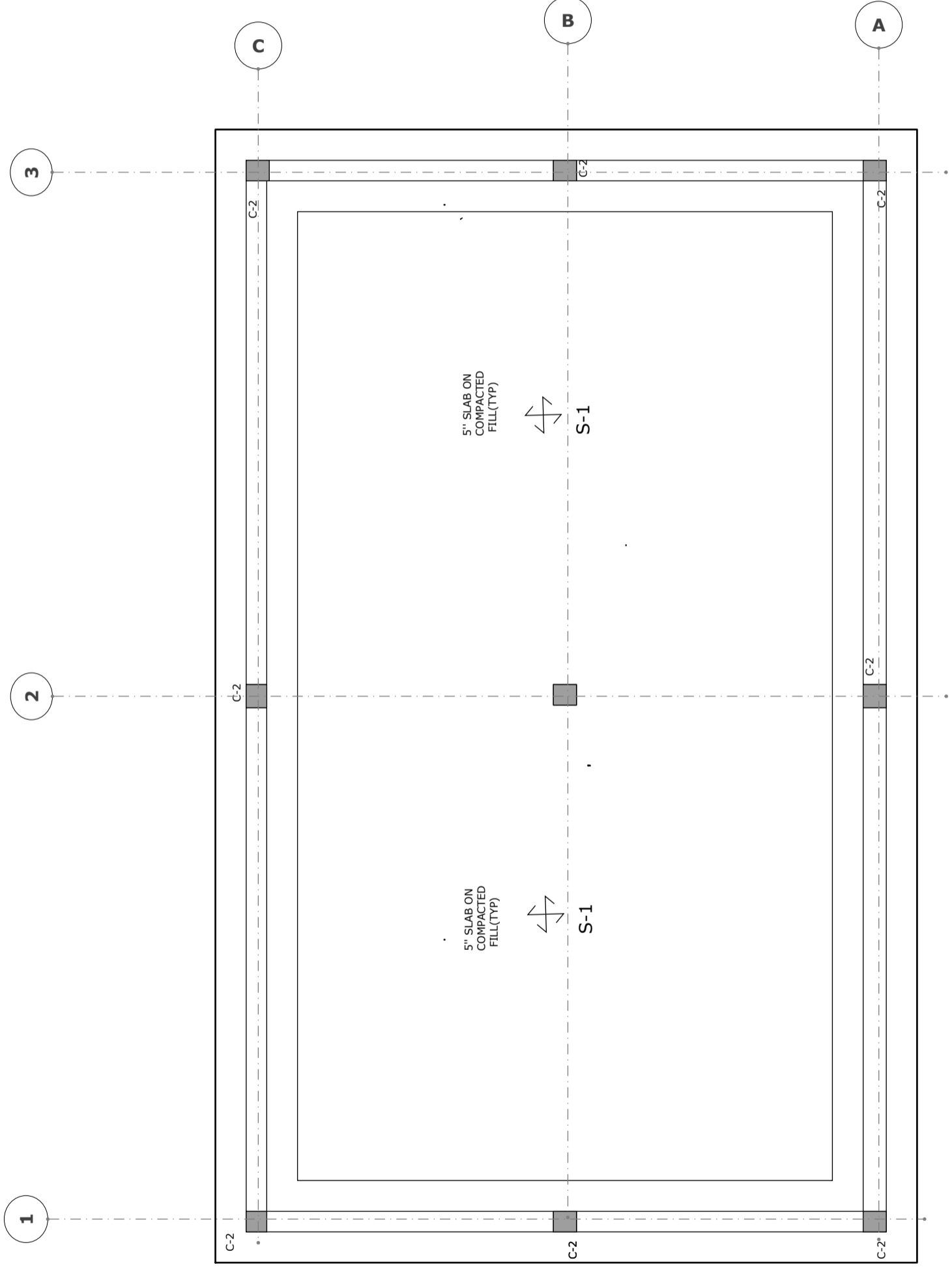
Providenciales
Turks & Caicos Islands. B.W.I.
Cell: (649) 246-2583
Cell: (649) 342-4272
dameko.dean@gmail.com
Facebook: Conceptual Arch.
& Des.

Drawn by: DAMEKO DEAN
Checked by: DAMEKO DEAN
Date: JUNE, 2023
Scale: AS SHOWN
Sheet Number **A8.1**
Project number:



PAD MARK	DEPTH	REBARS
P-1	14"	#5 @ 8" O.C BOTHWAYS BOTTOM

1 FOUNDATION
A8.1 scale 1/4" = 1'-0"



LEVEL 1 SLAB PLAN
SCALE: 1/4" = 1'-0"

PAD MARK	DEPTH	TYPE	REBARS
S-1	5"	GROUND	4X4-WA.0XW4.0 WIREMESH


NOTE : ALL CANTILEVER SHOULD HAVE + 3/8 PRECAMBER

Providenciales
Turks & Caicos Islands. B.W.I.
Cell: (649) 246-2583
Cell: (649) 342-4272
dameko.dean@gmail.com
Facebook: Conceptual Arch.
& Des.

PARTEE PROVIDENCIALES LIMITED
BLUE HILLS AND STAMERS RUN
60506/4
GROUND FLOOR FRAMING

Consultant
 Address
 Phone
 Fax
 e-mail
Consultant
 Address
 Phone
 Fax
 e-mail

REVISION	
N0.	Date



The design, ideas, arrangements, and plans shown on this drawing are owned by and the property of Conceptual Architecture & Design. None of such ideas, designs, arrangements, plans, elevations, sections, and forms shown on this drawing shall be used or reproduced in any form without the prior written permission of Conceptual Architecture & Design. The design shall be used for the project only and shall not be used for any other project without the prior written permission of Conceptual Architecture & Design. The drawing shall be used for the project only and shall not be used for any other project without the prior written permission of Conceptual Architecture & Design. The drawing shall be used for the project only and shall not be used for any other project without the prior written permission of Conceptual Architecture & Design. Contractors shall verify and be responsible for all dimensions and conditions on the job and this office must be notified of any variations from the dimensions shown on the drawing.

The design, ideas, arrangements, and plans shown on this drawing are owned by and the property of conceptual Architecture & design. None of such ideas, designs, arrangements, ideas, plans, drawings, or parts thereof shall be copied, reproduced, or used in any manner without the prior written consent of conceptual Architecture & design. The drawing shall not be used for any purpose other than that for which it was prepared, and the contractor shall be responsible for all dimensions and conditions on the job and this office must be notified of any variations from the original drawings. The design, ideas, arrangements, and plans shown on this drawing are owned by and the property of conceptual Architecture & design. None of such ideas, designs, arrangements, ideas, plans, drawings, or parts thereof shall be copied, reproduced, or used in any manner without the prior written consent of conceptual Architecture & design. The drawing shall not be used for any purpose other than that for which it was prepared, and the contractor shall be responsible for all dimensions and conditions on the job and this office must be notified of any variations from the original drawings.



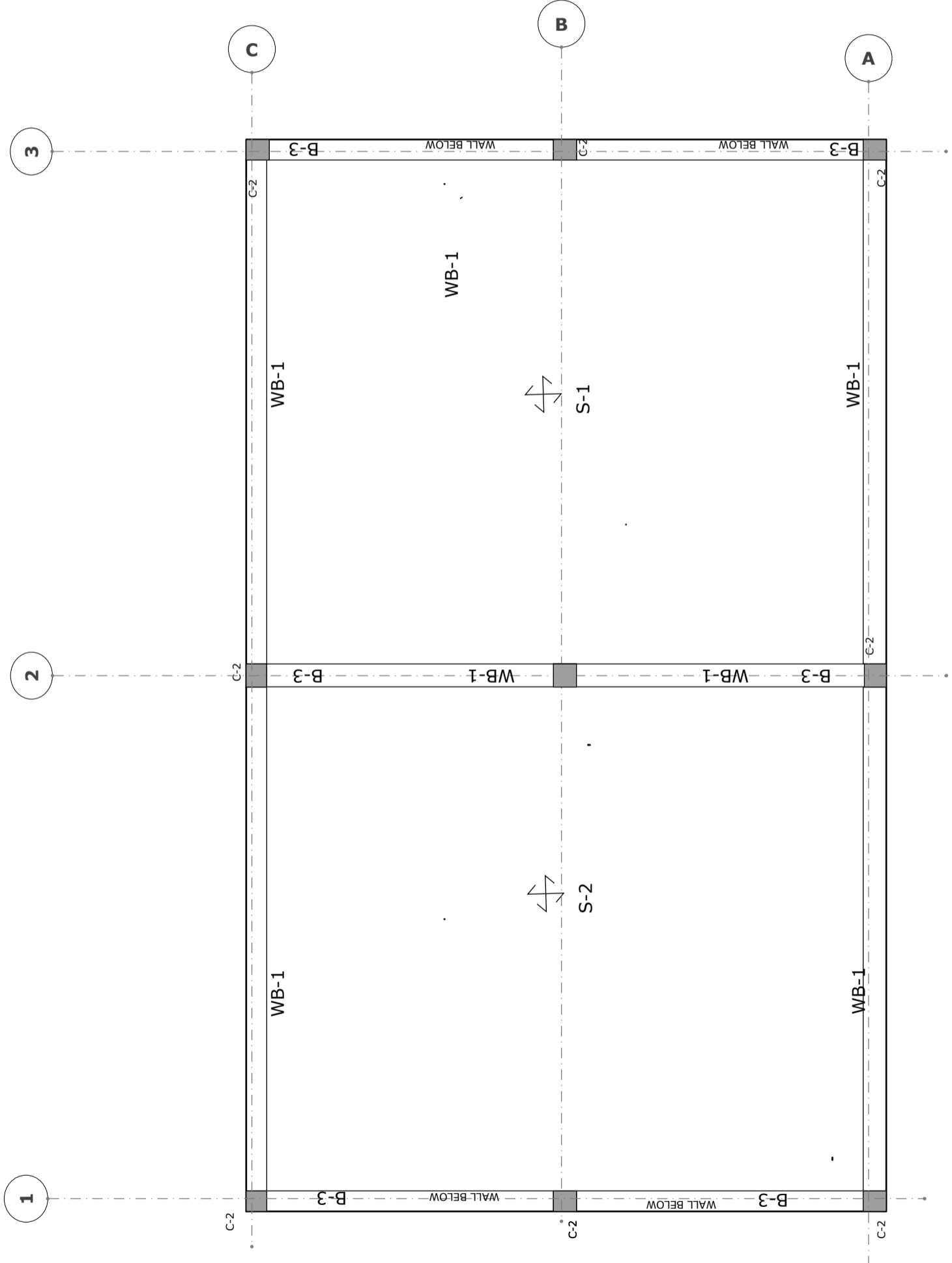
REVISION	
NO.	Date

Consultant
Address
Phone
Fax
e-mail
Consultant
Address
Phone
Fax
e-mail

PARTEE PROVIDENCIALES LIMITED
60506/4
GROUND FLOOR FRAMING

Providenciales
Turks & Caicos Islands. B.W.I.
Cell: (649) 246-2583
Cell: (649) 342-4272
dameko.dean@gmail.com
Facebook: Conceptual Arch.
& Des.

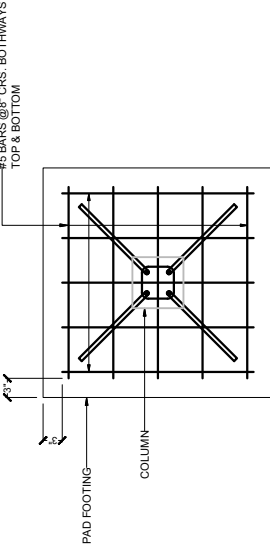
Drawn by: DAMEKO DEAN
Checked by: DAMEKO DEAN
Date: AUGUST, 2023
Scale: AS SHOWN
Sheet Number **S-102**
Project number:



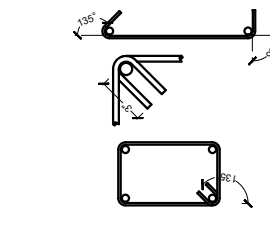
PAD MARK	DEPTH	TYPE	REBARS
S-1	5"	GROUND	4X4-WA.0XW4.0 WIREMESH
S-2	8"	SUSPENDED	#3@8" O.C LONGWAY BOTTOM #4@10" O.C BOTHWAY TOP
S-3	8"	CANTILEVER	#4@6" O.C BOTHWAY BOTTOM #4@5" O.C BOTHWAY TOP

NOTE : ALL CANTILEVER SHOULD HAVE + 3/8 PRECAMBER

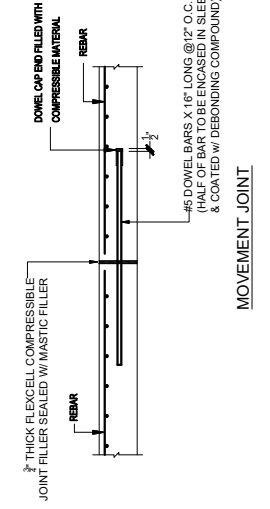
LEVEL 2 SLAB AND BEAM PLAN
SCALE: 1/4" = 1'-0"



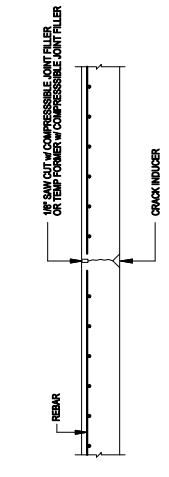
STANDARD ISOLATED PAD (PLAN)



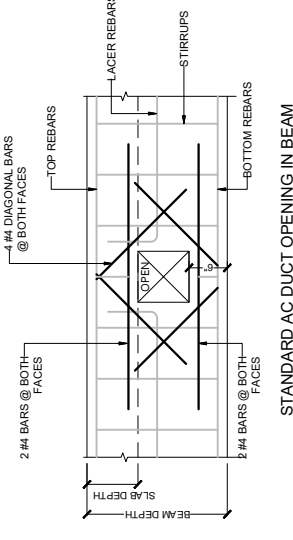
STANDARD STIRRUP DETAIL



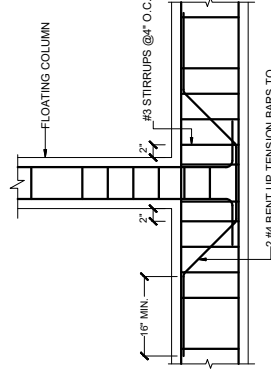
MOVEMENT JOINT



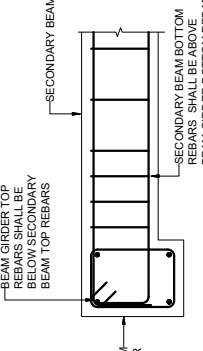
CONTROL JOINT



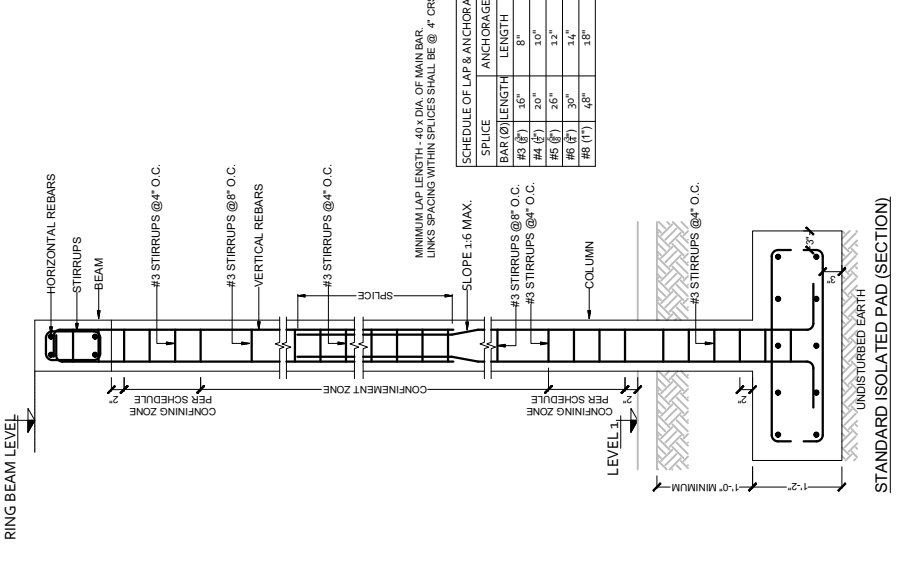
STANDARD AC DUCT OPENING IN BEAM (ELEVATION)



STANDARD BEAM GIRDER - FLOATING COLUMN (ELEVATION)



STANDARD BEAM GIRDER - SECONDARY BEAM (SECTION)



STANDARD ISOLATED PAD (SECTION)

SCHEDULE OF LAP & ANCHORAGE

BAR (Ø) / LENGTH	ANCHORAGE LENGTH
#3 (Ø) 16"	8"
#4 (Ø) 20"	10"
#5 (Ø) 26"	12"
#6 (Ø) 30"	14"
#8 (Ø) 40"	18"

- STRUCTURAL CONCRETE SHALL COMPLY WITH THE LATEST RESTRICTIVE REQUIREMENTS ACCORDING TO THE LATEST ACI CODE OR SIMILAR APPROVED.
- CONTRACTOR TO VERIFY ALL DIMENSIONS, SPANS, AND CONDITIONS WITH ARCHITECTURAL DRAWINGS. THE ENGINEER SHALL BE PROMPTLY NOTIFIED SO THAT HE MAY HAVE THE OPPORTUNITY TO TAKE WHATEVER STEPS NECESSARY TO RESOLVE THEM FAILURE TO NOTIFY THE ENGINEER SHALL BE AT THE CONTRACTOR'S RISK. THE CONTRACTOR SHALL BE RESPONSIBLE FOR THE CONSEQUENCES OF SUCH A FAILURE.
- IF DISCREPANCIES ARE FOUND, THE MORE STRINGENT SPECIFICATION SHALL BE FOLLOWED. THE CONTRACTOR SHALL BE RESPONSIBLE FOR THE CORRECTION OF STRUCTURAL MEMBERS, WALLS, AND NON-STRUCTURAL ITEMS DURING CONSTRUCTION.
- THE ENGINEER AND HIS CONSULTANTS DO NOT WARRANT OR GUARANTEE THE ACCURACY AND COMPLETENESS OF THE WORK HEREIN BEYOND A REASONABLE DILIGENCE.
- CONCRETE COVER SHALL BE 1.5" THICK TO INTERNAL SUPERSTRUCTURE MEMBERS SUCH AS BEAMS, COLUMNS AND WALLS. CONCRETE COVER SHALL BE 3" THICK TO ALL SUBSTRUCTURE & MARINE EXPOSED MEMBERS SUCH AS FOUNDATIONS & RETAINING WALLS.
- CONTRACTOR SHALL ASSURE THAT ALL PRODUCTS AND HARDWARE ARE USED PER MANUFACTURER'S RECOMMENDATIONS.
- SUBGRADE WORK SUCH AS EXCAVATION, BACKFILL & DRAINAGE SHALL BE AS DIRECTED BY THE GEOTECHNICAL ENGINEER. FOOTING ALLOWABLE SOIL BEARING PRESSURE: 5,000 PSF. BACKFILL SHALL BE PLACED IN 6" LAYERS & EACH LAYER SHALL BE COMPACTED TO A MINIMUM OF 95% PROCTOR.
- THE CONTRACTOR SHALL BE RESPONSIBLE FOR MATERIALS TESTING OF CONCRETE, STEEL, STRUCTURAL TIMBER & OTHER MATERIALS AS DIRECTED BY THE ENGINEER OF RECORD IN ACCORDANCE WITH THE TESTING PROCEDURES OF THE AMERICAN SOCIETY OF TESTING MATERIALS (ASTM) OR THE AMERICAN WELDING SOCIETY (AWS) & OTHER RELEVANT CODES. TESTING SHALL BE DONE BY A CERTIFIED LABORATORY CONFORMING TO ASTM C 1077, ASTM A 370, ASTM A 615 & OTHER RELEVANT STANDARDS. TEST RESULTS SHALL BE SUBMITTED TO THE STRUCTURAL ENGINEER OF RECORD & PRESERVED BY THE ARCHITECT.
- ALL CONCRETE PLACED TO BE ADEQUATELY COMPACTED USING AN INTERVAL VIBRATING POKER IN ACCORDANCE WITH RECOMMENDED PROCEDURES.
- CONCRETE MASONRY UNITS (CMU WALL) TO BE CONCRETE INFILL WITH HORIZONTAL LARGER BED REINFORCEMENT OR #6 BARS AT EVERY TWO COURSES OF BLOCKS.
- CMU WALL TO HAVE REINFORCEMENT AND CONCRETE FILLED CORE AT ALL VERTICAL SIDES OF OPENINGS.
- CONCRETE STRENGTH AT 28 DAYS TO BE 4000 PSI FOR ALL SUPERSTRUCTURE MEMBERS. STRENGTH AT 28 DAYS TO BE 3000 PSI FOR ALL SUBSTRUCTURE MEMBERS. IMPORTED SAND SHALL ONLY BE USED TO ALL CONCRETE MIXES. LOCAL SAND/BEACH SAND SHALL NOT BE USED.
- STEEL REINFORCEMENT SHALL CONFORM TO ASTM A 615 MAIN BARS 60,000 PSI. STEEL REINFORCEMENT STIRRUPS/LINKS 40,000 PSI. BARS TO BE WELDED SHALL CONFORM TO ASTM A 706.
- IN CMU WALLS, RINGBOLT BEAM SHOULD BE PLACED AT EVERY STOREY OR EVERY 12'-0" (MAXIMUM) ON ELEVATION.
- THE MAXIMUM NOMINAL SIZE OF COURSE AGGREGATE SHALL BE 3/4" FOR SUPER-STRUCTURE CONCRETE AND 1 1/2" FOR SUBSTRUCTURE CONCRETE. THE MAXIMUM SIZES OF COURSE AGGREGATE MAY BE USED FOR FOUNDATION PADS, PILE CAPS AND THE LIKE.
- THE CONTRACTOR SHALL PROVIDE A DESIGN MIX CRITERIA FOR APPROVAL. MIXES SHALL NOT COMBINE CONCRETE PORTLAND CEMENTS WITHOUT INSPECTION BY THE ENGINEER OF RECORD. SHOULD THE CONTRACTOR FAIL TO SUBMIT A DESIGN MIX CRITERIA THE ENGINEER OF RECORD SHALL BE WAIVED OF ANY CONCRETE FAILURE OF THE STRUCTURE.

LOADS

DEAD LOADS	150 psf
NORMAL WEIGHT CONCRETE:	
8" CMU:	50 psf
CEILING, PARTITIONS, FLOOR FINISH:	30 psf
ROOF ASSEMBLY:	25 psf
LIVE LOADS	
FLOOR LIVE LOAD:	40 psf
STORAGE:	125 psf
STAIRS:	100 psf
ROOF LIVE LOAD	20 psf


GENERAL NOTES AND DETAILS
 BLUE HILLS AND STAMERS RUN
 60506/4

PROVIDENCES
 Turks & Caicos Islands, B.W.I.
 Cell: (649) 246-2583
 Cell: (649) 342-4272
 dameko.dean@gmail.com
 Facebook: Conceptual Arch.
 & Des.

Drawn by: DAMEKO DEAN
 Checked by: DAMEKO DEAN
 DATE: AUGUST, 2023
 Scale: AS SHOWN
 Sheet Number **S200**
 Project number:

The design, ideas, arrangements, and Plans shown on this drawing are owned by and the Property of conceptual Architecture & Design. Permission of conceptual Architecture & Design written dimension on the drawing or Plans shall be used by or disclosed to any Person, firm or corporation for any Purpose without the written Permission of conceptual Architecture & Design. Contractors shall verify and be responsible for all dimensions and conditions on the job and this office must be notified of any variations from the dimensions shall take Precedence over scaled dimensions.

The design, ideas, arrangements, and Plans shown on this drawing are owned by and the Property of conceptual Architecture & design None of such ideas, designs, arrangements, or Plans shall be used by or disclosed to any Person, firm or corporation for any Purpose without the written Permission of conceptual Architecture & Design written dimension on the drawing or shall take Precedence over scaled dimensions. Contractors shall verify and be responsible for all dimensions and conditions on the job and this office must be notified of any variations from the dimensions



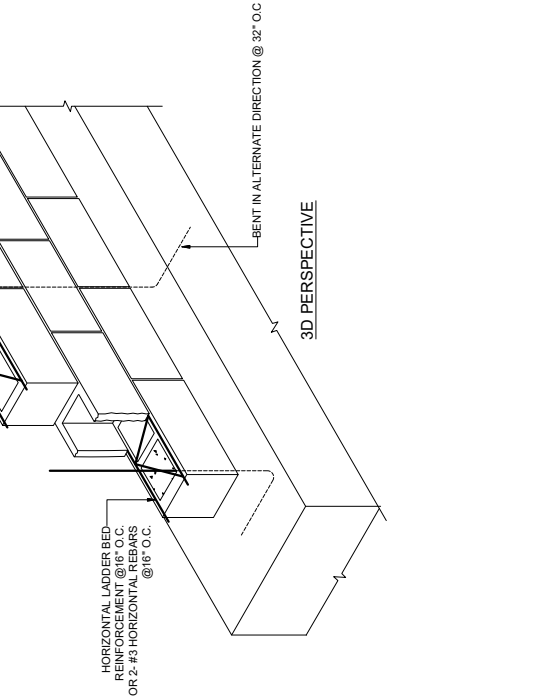
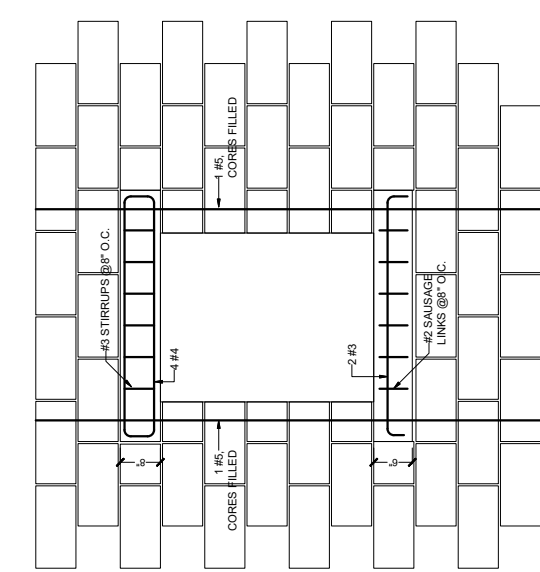
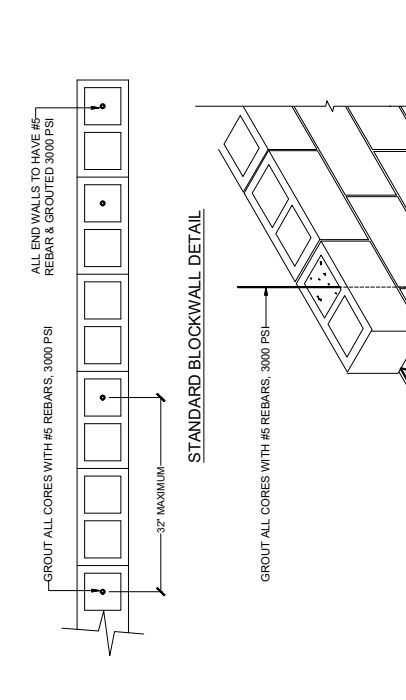
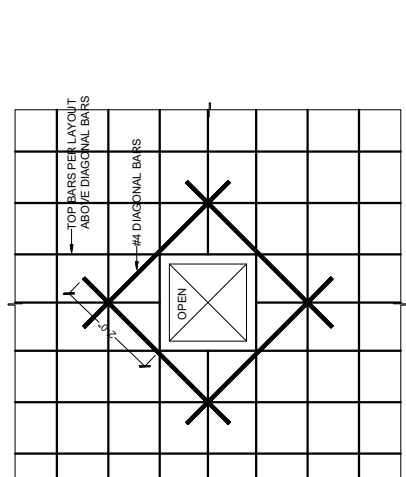
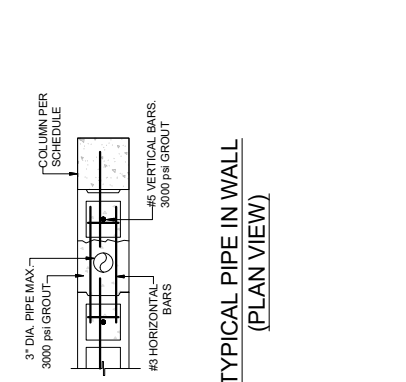
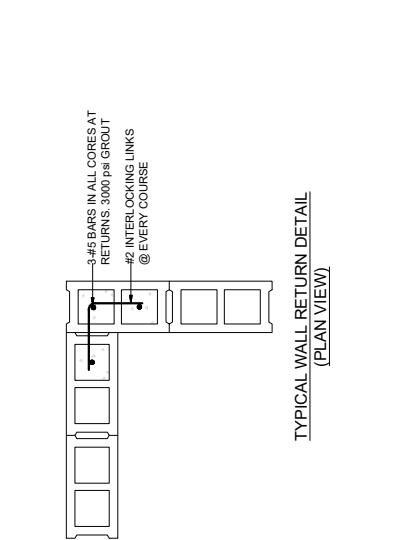
NO.	REVISION	Description	Date

Consultant
 Address
 Phone
 Fax
 e-mail
 Consultant
 Address
 Phone
 Fax
 e-mail

STANDARD DETAILS 2
 BLUE HILLS AND STAMERS RUN
 60506/4

Providenciales
 Turks & Caicos Islands, B.W.I.
 Cell: (649) 246-2583
 Cell: (649) 342-4272
 dameko.dean@gmail.com
 Facebook: Conceptual Arch.
 & Des.

Drawn by: DAMEKO DEAN
 Checked by: DAMEKO DEAN
 DATE: AUGUST, 2023
 Scale: AS SHOWN
 Sheet Number **S-201**
 Project number:



COLUMN SCHEDULE		
MARK	REINFORCEMENTS	
	@ CONFINING ZONE	@ REST
C-1		
C-2		
C-3		
C-4		
C-5		

BEAM SCHEDULE			
MARK	REINFORCEMENTS		NOTES
	@ SUPPORTS	@ MID SPAN	
WB-1			WALL BEAM
B-1			STRUCTURAL BEAM
B-2			STRUCTURAL BEAM
B-3			STRUCTURAL BEAM



REVISION	
No.	Date

Consultant
 Address
 Phone
 Fax
 e-mail
 Consultant
 Address
 Phone
 Fax
 e-mail

PARTEE PROVIDENCIALES LIMITED
 BLUE HILLS AND STAMERS RUN
 60506/4
COLUMN AND BEAM SCHEDULE

Providenciales
 Turks & Caicos Islands, B.W.I.
 Cell: (649) 246-2583
 Cell: (649) 342-4272
 dameko.dean@gmail.com
 Facebook: Conceptual Arch.
 & Des.

Drawn by: DAMEKO DEAN
 Checked by: DAMEKO DEAN
 DATE: AUGUST, 2023
 Scale: AS SHOWN
 Sheet Number **S-202**
 Project number:

The design, ideas, arrangements, and Plans shown on this drawing are owned by and the Property of conceptual Architecture & design None of such ideas, designs, arrangements, or Plans shall be used by or disclosed to any Person, firm or corporation for any Purpose without the written Permission of conceptual Architecture & Design written dimension on the drawing shall take Precedence over scaled dimensions. Contractors shall verify and be responsible for all dimensions and conditions on the job and this office must be notified of any variations from the dimensions

The design, ideas, arrangements, and Plans shown on this drawing are owned by and the Property of conceptual Architecture & design None of such ideas, designs, arrangements, or Plans shall be used by or disclosed to any Person, firm or corporation for any Purpose without the written Permission of conceptual Architecture & Design written dimension on the drawing shall take Precedence over scaled dimensions. Contractors shall verify and be responsible for all dimensions and conditions on the job and this office must be notified of any variations from the dimensions



NO.	REVISION	Description	Date

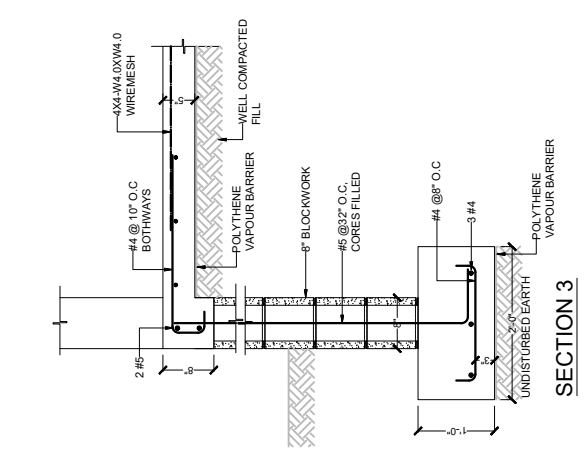
Consultant
 Address
 Phone
 Fax
 e-mail
 Consultant
 Address
 Phone
 Fax
 e-mail

FOUNDATION DETAILS
 60506/4
PARTEE PROVIDENCIALES LIMITED

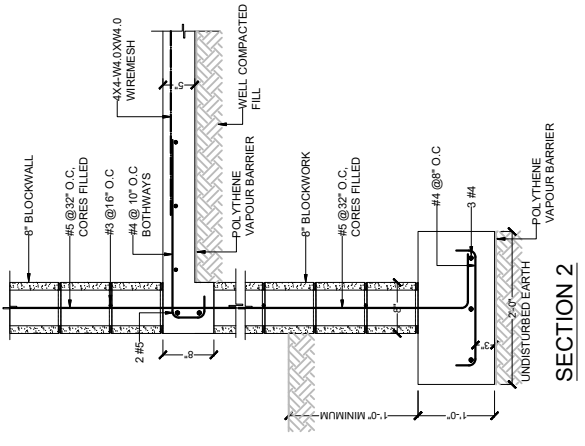
Providenciales
 Turks & Caicos Islands. B.W.I.
 Cell: (649) 246-2583
 Cell: (649) 342-4272
 dameko.dean@gmail.com
 Facebook: Conceptual Arch.
 & Des.

Drawn by: DAMEKO DEAN
 Checked by: DAMEKO DEAN
 DATE: AUGUST, 2023
 Scale: AS SHOWN
 Sheet
 Number **S-300**
 Project number:

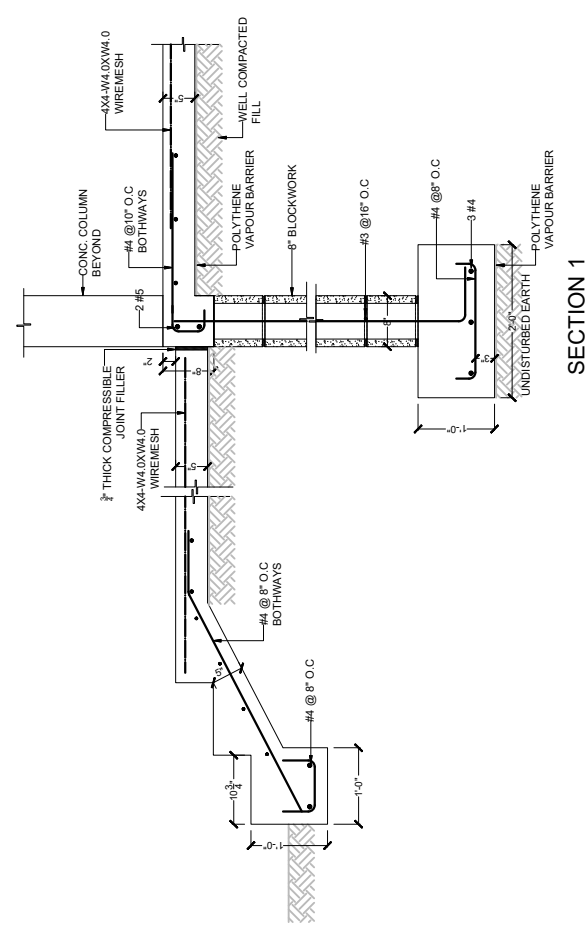
NOTE: ALL SETTING OUT DIMENSIONS AND LEVELS ARE BY ARCHITECT



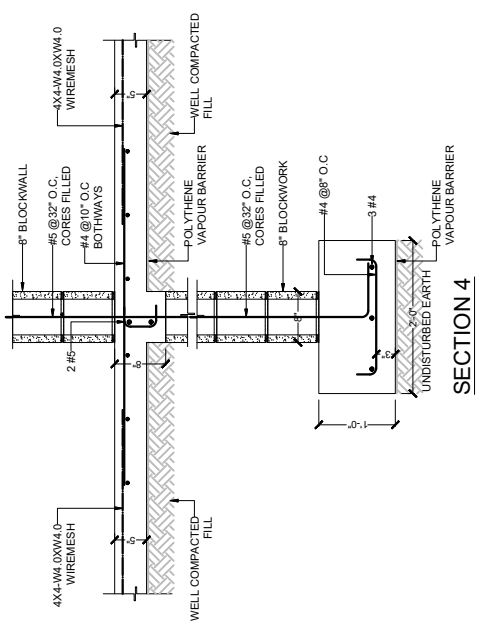
SECTION 1



SECTION 2




SECTION 3



SECTION 4

The design, ideas, arrangements, and Plans shown on this drawing are owned by and the Property of conceptual Architecture & design None of such ideas, designs, arrangements, or Plans shall be used by or disclosed to any Person, firm or corporation for any Purpose without the written Permission of conceptual Architecture & Design written dimension on the drawing shall take Precedence over scaled dimensions. Contractors shall verify and be responsible for all dimensions and conditions on the Job and this office must be notified of any variations from the dimensions



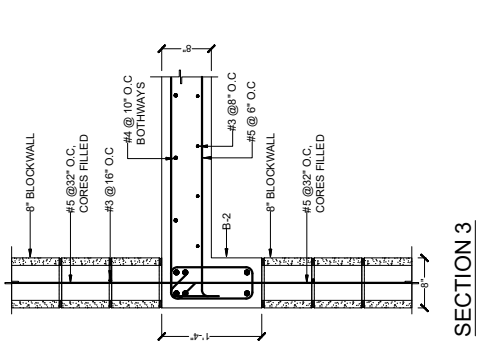
NO.	REVISION	Description	Date

Consultant
 Address
 Phone
 Fax
 e-mail
 Consultant
 Address
 Phone
 Fax
 e-mail

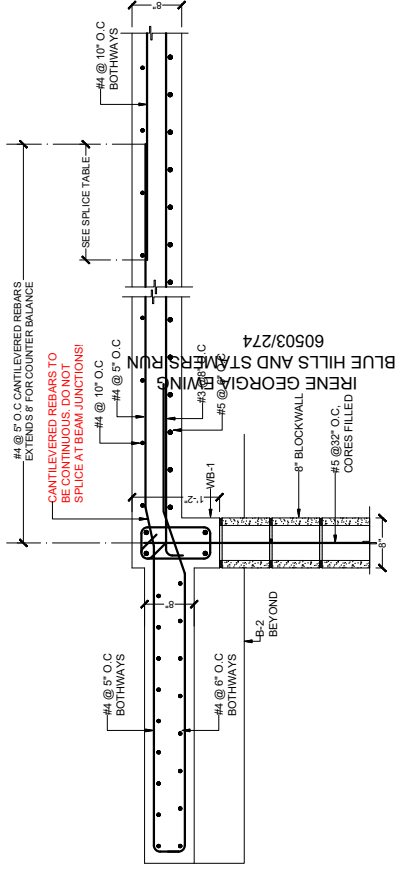
PARTEE PROVIDENCIALES LIMITED
 60506/4
SLAB AND BEAM DETAILS

Providenciales
 Turks & Caicos Islands, B.W.I.
 Cell: (649) 342-4272
 Cell: (649) 246-2583
 dameko.dean@gmail.com
 Facebook: Conceptual Arch.
 & Des.

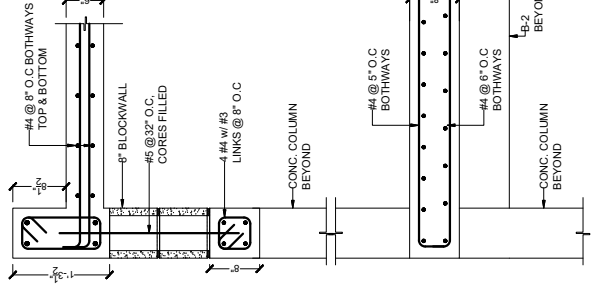
Drawn by: DAMEKO DEAN
 Checked by: DAMEKO DEAN
 DATE: AUGUST, 2023
 Scale: AS SHOWN
 Sheet Number **S-400**
 Project number:



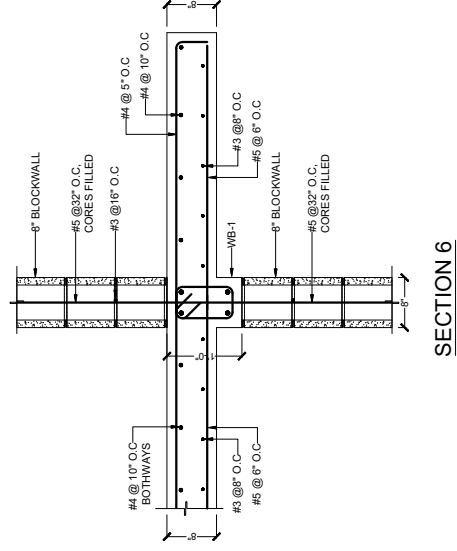
SECTION 3



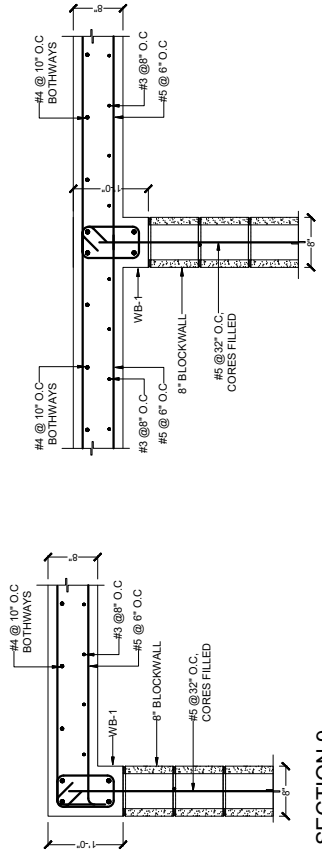
SECTION 2



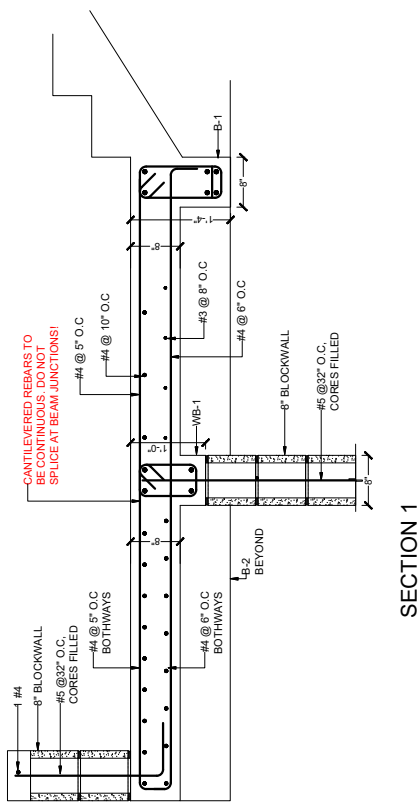
SECTION 7



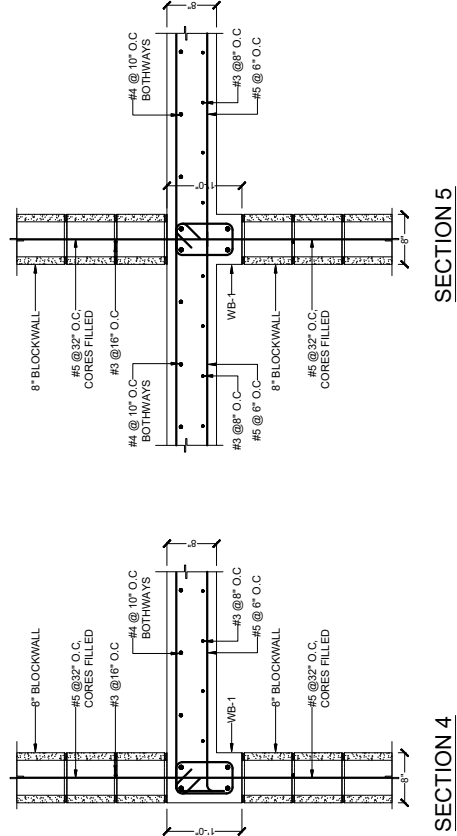
SECTION 6



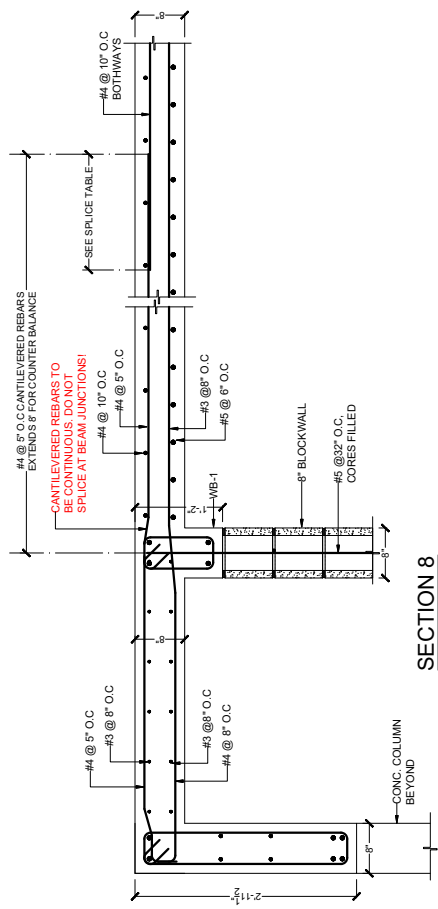
SECTION 10



SECTION 1



SECTION 5



SECTION 8

The design, ideas, arrangements, and Plans shown on this drawing are owned by and the Property of conceptual Architecture & design None of such ideas, designs, arrangements, or Plans shall be used by or disclosed to any Person, firm or corporation for any Purpose without the written Permission of conceptual Architecture & Design written dimension on the drawing shall take Precedence over scaled dimensions. Contractors shall verify and be responsible for all dimensions and conditions on the job and this office must be notified of any variations from the dimensions



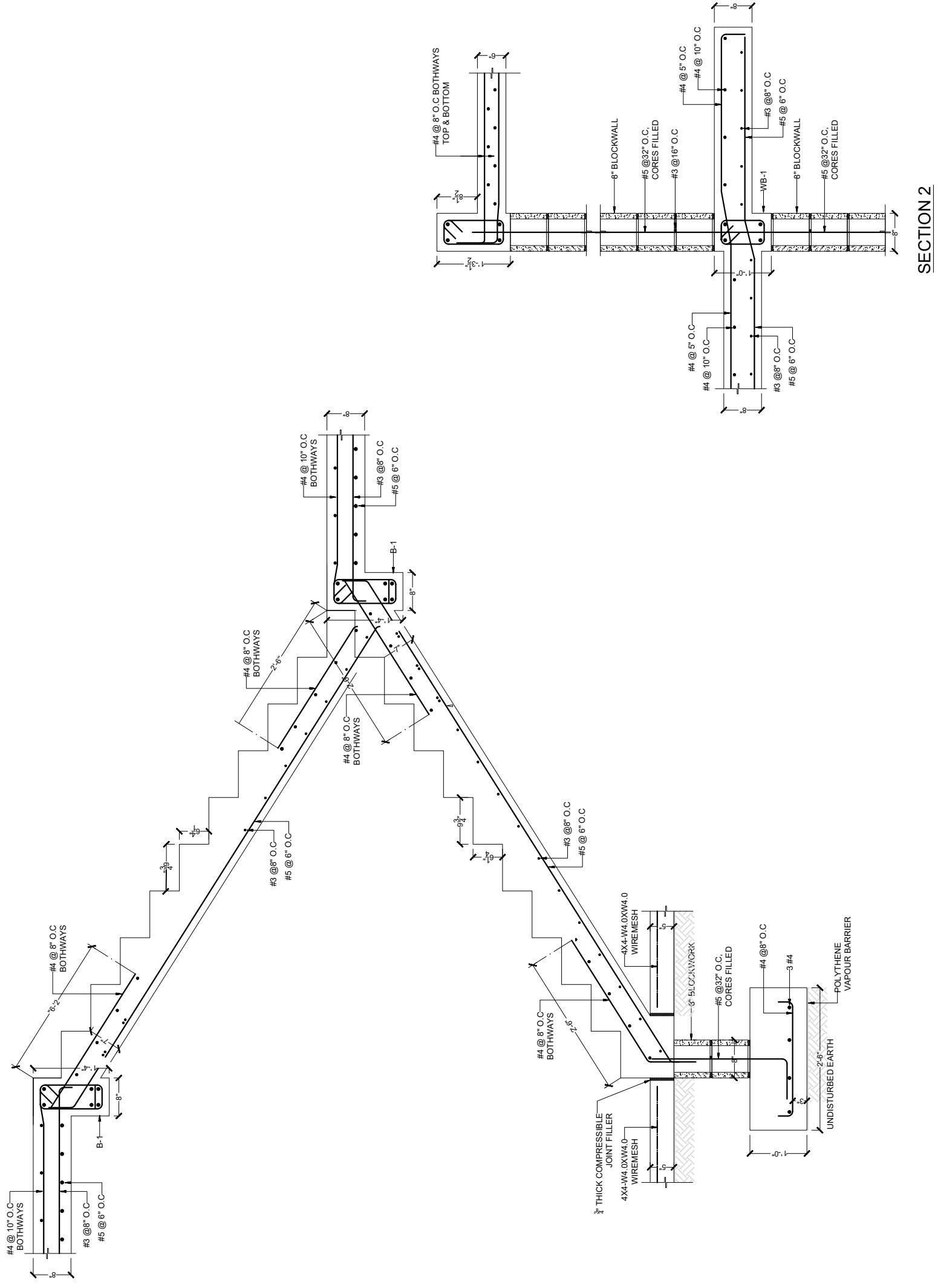
NO.	Description	Date

Consultant
 Address
 Phone
 Fax
 e-mail
 Consultant
 Address
 Phone
 Fax
 e-mail

STAIR CASE DETAILS
 BLUE HILLS AND STAMERS RUN
 60506/4

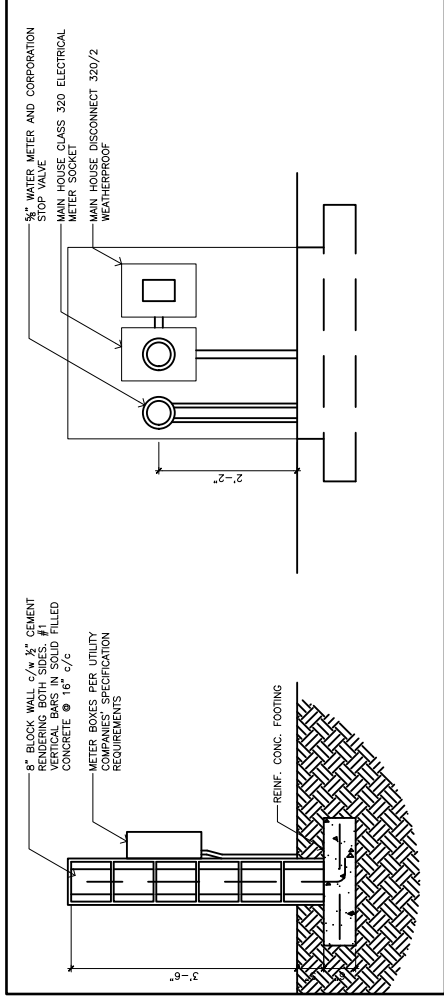
Providenciales
 Turks & Caicos Islands, B.W.I.
 Cell: (649) 246-2583
 Cell: (649) 342-4272
 dameko.dean@gmail.com
 Facebook: Conceptual Arch.
 & Des.

Drawn by: DAMEKO DEAN
 Checked by: DAMEKO DEAN
 DATE: AUGUST 7, 2023
 Scale: AS SHOWN
 Sheet Number **S-401**
 Project number:

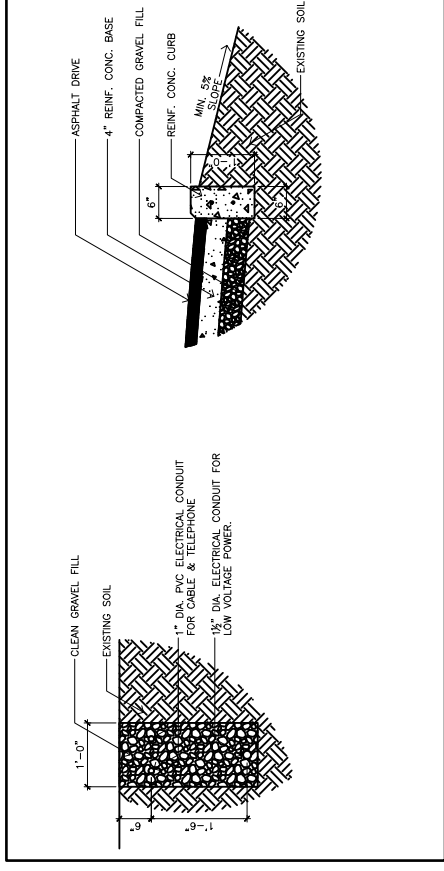


TYPICAL STAIRCASE DETAILS

SECTION 2



2 METER WALL SECTION & ELEVATION
A1.1



3 UTILITY TRENCH SECTION
A1.1

4 CURB SECTION
A1.1



NO.	REVISION	Description	Date

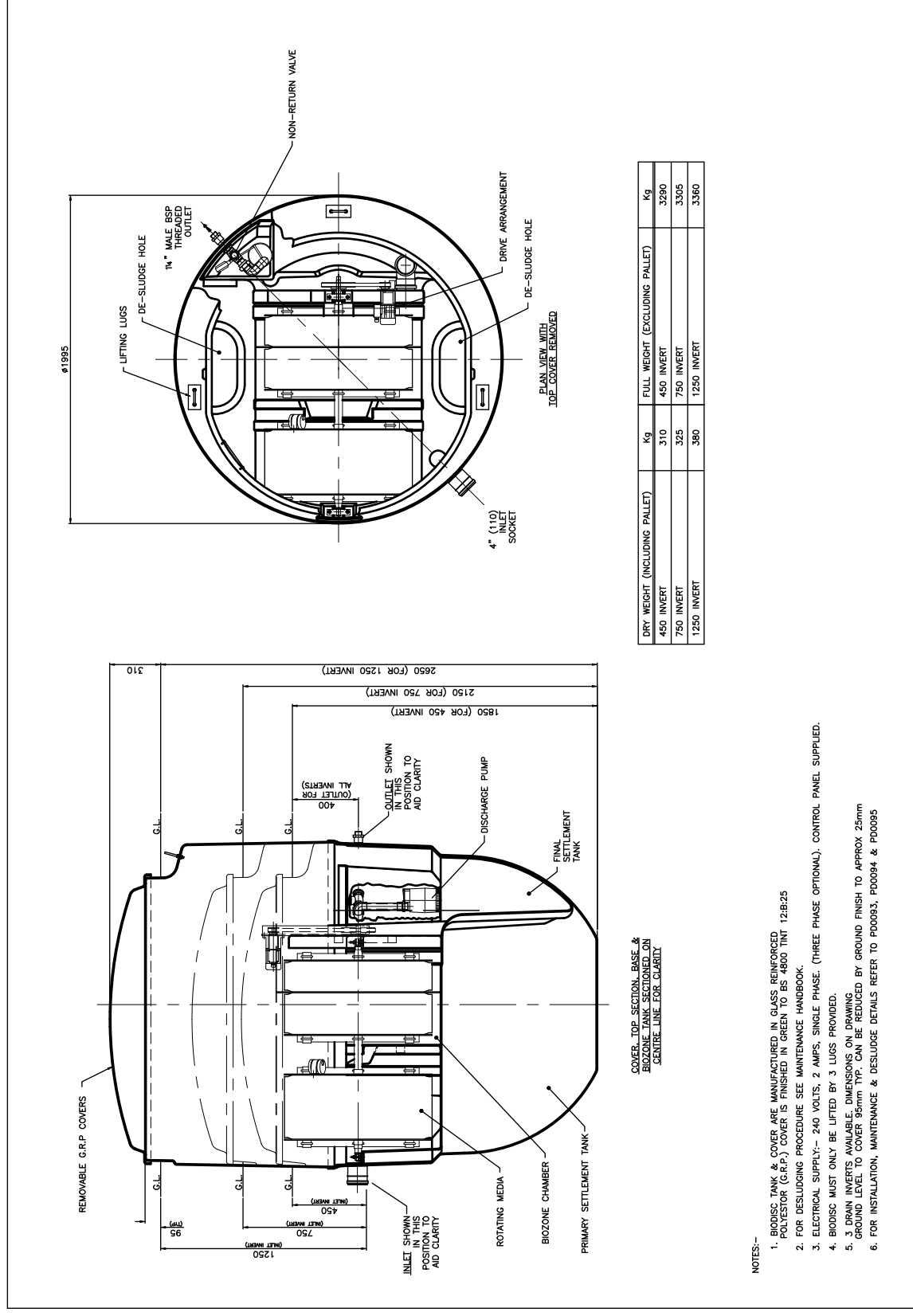
Consultant
Address
Phone
Fax
e-mail
Consultant
Address
Phone
Fax
e-mail

SITE DETAILS
PARTEE PROVIDENCIALES LIMITED
60506/4
BLUE HILLS AND STAMERS RUN

Providenciales
Turks & Caicos Islands, B.W.I.
Cell: (649) 246-2583
Cell: (649) 342-4272
dameko.dean@gmail.com
Facebook: Conceptual Arch.
& Des.

Drawn by: DAMEKO DEAN
Checked by: DAMEKO DEAN
Scale: JULY, 2023
Scale: AS SHOWN
Sheet Number **A8.5**
Project number:

The design, ideas, arrangements, and Plans shown on this drawing are owned by and the Property of conceptual Architecture & design None of such ideas, designs, arrangements, or Plans shall be used by or disclosed to any Person, firm or corporation for any Purpose without the written Permission of conceptual Architecture & Design written dimension on the drawing shall take Precedence over scaled dimensions. Contractors shall verify and be responsible for all dimensions and conditions on the job and this office must be notified of any variations from the dimensions

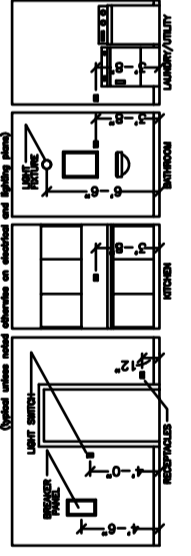


1 SEWAGE SYSTEM DETAIL
A1.1

- NOTES:-
1. BIODISC TANK & COVER ARE MANUFACTURED IN GLASS REINFORCED POLYESTER (G.R.P.) COVER IS FINISHED IN GREEN TO BS 4800 TINT 12:B25
 2. FOR DESLUDGING PROCEDURE SEE MAINTENANCE HANDBOOK.
 3. ELECTRICAL SUPPLY:- 240 VOLTS, 2 AMPS, SINGLE PHASE. (THREE PHASE OPTIONAL). CONTROL PANEL SUPPLIED.
 4. BIODISC MUST ONLY BE LIFTED BY 3 LUGS PROVIDED.
 5. CRAN INVERTS, AVAILABLE DIMENSIONS ON DRAWING.
 6. GROUND LEVEL TO COVER 95mm TYP. CAN BE REDUCED BY GROUND FINISH TO APPROX. 25mm
 6. FOR INSTALLATION, MAINTENANCE & DESLUDGE DETAILS REFER TO P0083, P0084 & P0085

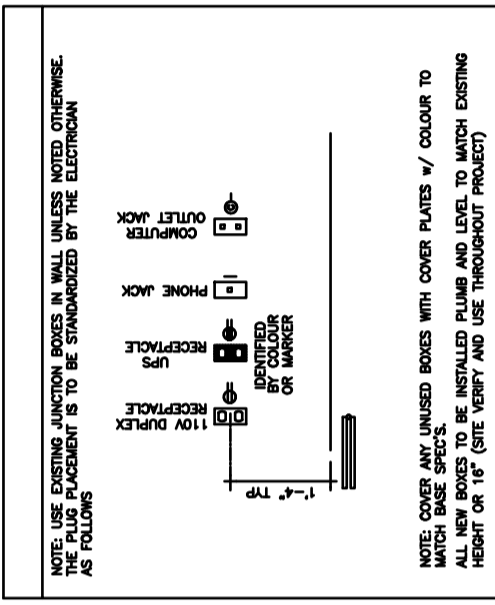
- ⊙ CEILING MOUNTED LIGHT FIXTURE
LOCATION: RECESSED LIGHT FIXTURE
- ⊙ CEILING MOUNTED RECESSED LIGHT FIXTURE
LOCATION: RECESSED LIGHT FIXTURE
- ⊙ WALL MOUNTED RECESSED LIGHT FIXTURE
LOCATION: RECESSED LIGHT FIXTURE
- ⊙ SPOT LIGHT
LOCATION: RECESSED LIGHT FIXTURE
- ⊙ WALL SCONCE LIGHT FIXTURE
MOUNTED AT 6'-4" (76") AFF
LOCATION: RECESSED LIGHT FIXTURE
- ⊙ WALL MOUNTED SECURITY LIGHT w/ MOTION DETECTOR & PHOTOCELL
LOCATE SECURITY LIGHT 6" BELOW PASCA BOARD, 12" BACK FROM
CORNER UNLESS NOTED OTHERWISE
- ⊙ 110 VOLT DUPLEX RECEPTACLE - 16" A.F.F.
- ⊙ 110 VOLT DUPLEX RECEPTACLE - 42" A.F.F.
ON ATTACHED SKETCHES
- ⊙ GROUND FAULT CIRCUIT INTERRUPTER
USE NEAR SINKS IN KITCHEN/BATH
- ⊙ 110 VOLT DUPLEX RECEPTACLE - 16" A.F.F.
WEATHER PROOF
- ⊙ 110 VOLT DUPLEX RECEPTACLE - 16" A.F.F.
SPLIT WIRED-ONE TO PLUG, ONE TO LIGHT SWITCH
- ⊙ 110 VOLT DUPLEX RECEPTACLE - 16" A.F.F.
DUPLEX ON SEPARATE CIRCUITS
- ⊙ 110 VOLT DUPLEX RECEPTACLE - 16" A.F.F.
QUAD PLUG CONFIGURATION
- ⊙ 110 VOLT DUPLEX RECEPTACLE
SURFACE MOUNTED ON FLOOR
- ⊙ 220 VOLT RECEPTACLE
- ⊙ COMPUTER OUTLET
- ⊙ TELEPHONE JACK
- K1 FAX OUTLET
- ⊙ TELEVISION OUTLET
- ⊙ PUSH SWITCH (DOOR BELL)
- ⊙ DOOR BELL @ 96" AFF
- ⊙ SMOKE DETECTOR / ALARM
- ⊙ MOTION DETECTOR
- ⊙ THERMOSTAT
- ⊙ LIGHT SWITCH @ 54" AFF
- ⊙ TRIPLE POLE LIGHT SWITCH @ 54" AFF
- ⊙ FAN SWITCH OR RHEOSTAT @ 54" AFF
- ⊙ REMOTER CONTROLLED SWITCH @ 54" AFF
- ⊙ DIMMER SWITCH @ 54" AFF
- A BREAKER PANEL @ 54" TO <-STANDARD POWER
- B BREAKER PANEL @ 54" TO <-UPS
- ⊙ WIRE IN CEILING OR WALL
- ⊙ STEREO SYSTEM LOCATION-
ROUTE SPEAKER WIRES HERE
- ⊙ STEREO SPEAKER WIRE BOX
- ⊙ CEILING MOUNTED RECESSED FAN
LOCATION: BATHROOMS
- ⊙ AIR CONDITIONER SUPPLY UNIT
- ⊙ AIR CONDITIONER CONDENSER UNIT
- ⊙ CEILING MOUNTED FAN
52" MIN. RADIUS
WITH OR WITHOUT LIGHT AS SPEC'ED
- ⊙ TRACK LIGHT w/
HALOGEN LAMPS

NOTE: COVER ANY UNUSED BOXES WITH COVER PLATES w/ COLOUR TO MATCH BASE SPEC'S.
ALL NEW BOXES TO BE INSTALLED PLUMB AND LEVEL TO MATCH EXISTING HEIGHT OR 16" (SITE VERIFY AND USE THROUGHOUT PROJECT)



120 VOLT OUTLET
FOR HOT WATER
HEATER


120 VOLT OUTLET
FOR OVEN &
MICROWAVE



ELECTRICAL LEGEND
BLUE HILLS AND STAMERS RUN
60506/4
PARTEE PROVIDENCIALES LIMITED

Consultant
Address
Phone
Fax
e-mail
Consultant
Address
Phone
Fax
e-mail

NO.	Description	Date




Providenciales
Turks & Caicos Islands, B.W.I.
Cell: (649) 246-2583
Cell: (649) 342-4272
dameko.dean@gmail.com
Facebook: Conceptual Arch.
& Des.

Drawn by: DAMEKO DEAN
Checked by: DAMEKO DEAN
Date: AUGUST, 2023
Scale: AS SHOWN
Sheet Number **E1.0**
Project number:

The design, ideas, arrangements, and plans shown on this drawing are owned by and the property of conceptual Architecture & design None of such ideas, designs, arrangements, or plans shall be used by or disclosed to any person, firm or corporation for any purpose without the written permission of conceptual Architecture & Design written dimension on the drawing or shall take precedence over scaled dimensions. Contractors shall verify and be responsible for all dimensions and conditions on the job and this office must be notified of any variations from the dimensions

The design, ideas, arrangements, and plans shown on this drawing are owned by and the property of Conceptual Architecture & Design. None of such ideas, designs, arrangements, or plans shall be used by or disclosed to any person, firm or corporation for any purpose without the written permission of Conceptual Architecture & Design written dimension on the drawing shall take precedence over scaled dimensions. Contractors shall verify and be responsible for all dimensions and conditions on the job and this office must be notified of any variations from the dimensions



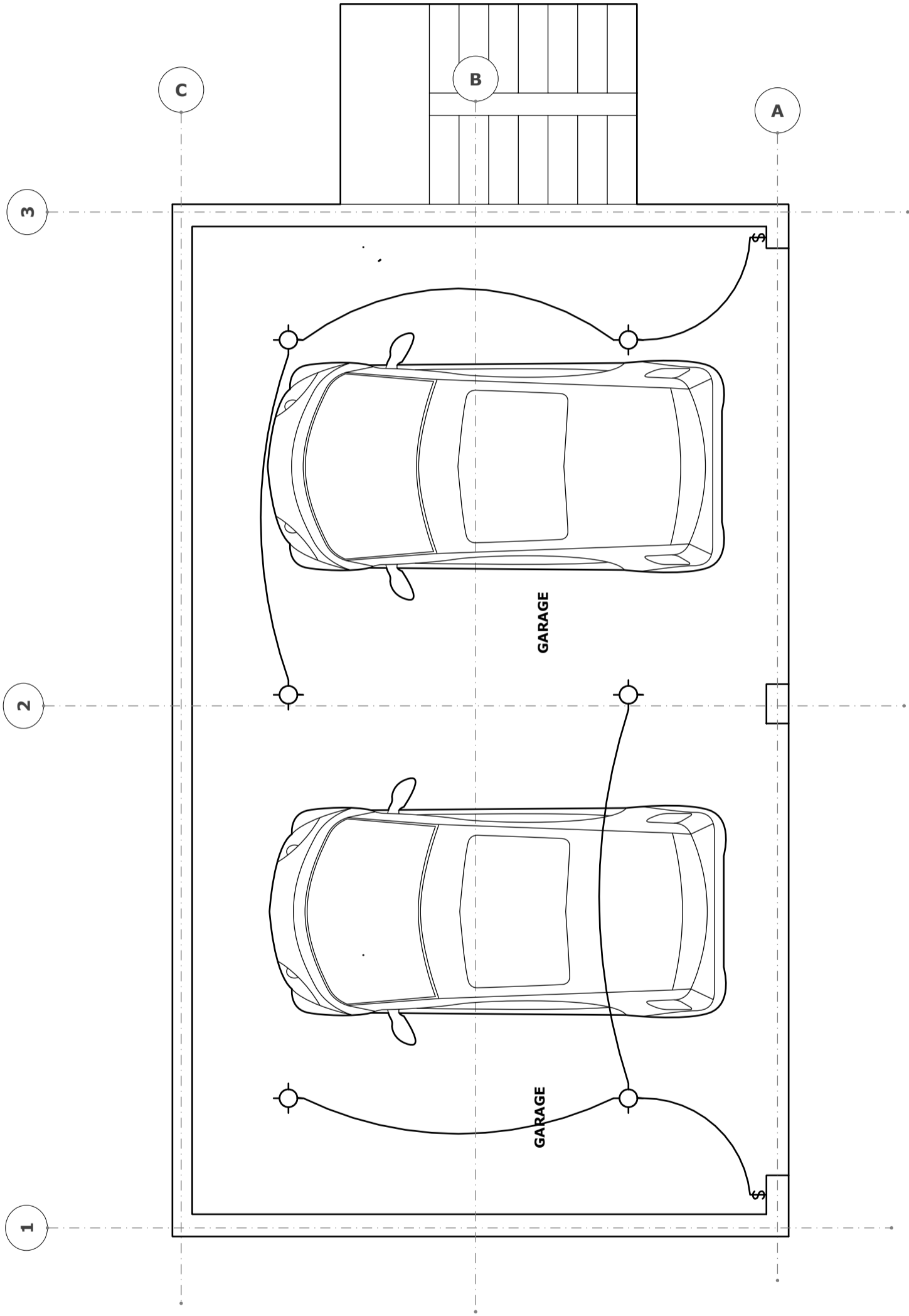
REVISION	
No.	Date

Consultant
Address
Phone
Fax
e-mail
Consultant
Address
Phone
Fax
e-mail

PARTEE PROVIDENCIALES LIMITED
BLUE HILLS AND STAMERS RUN
60506/4
GROUND FLOOR ELECTRICAL

Providenciales
Turks & Caicos Islands. B.W.I.
Cell: (649) 246-2583
dameko.dean@gmail.com
Facebook: Conceptual Arch.
& Des.

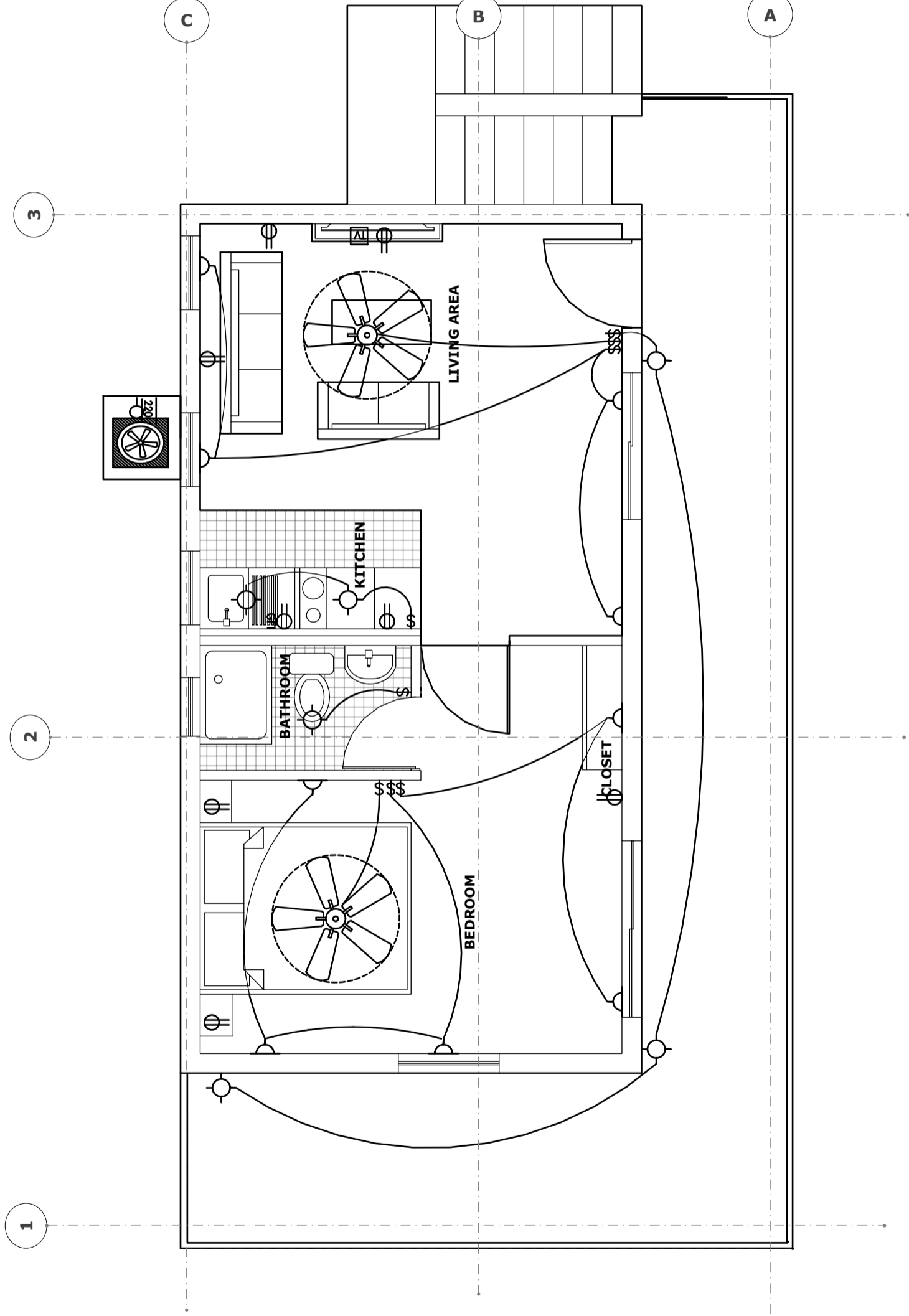
Drawn by: DAMEKO DEAN
Checked by: DAMEKO DEAN
Date: AUGUST, 2023
Scale: AS SHOWN
Sheet Number **E1.1**
Project number:



1 GROUND ELECTRICAL PLAN
E1.1 scale

1 SECOND FLOOR ELECTRICAL PLAN

E1.1 scale



Provenciales
 Turks & Caicos Islands. B.W.I.
 Cell: (649) 246-2583
 Cell: (649) 342-4272
 dameko.dean@gmail.com
 Facebook: Conceptual Arch.
 & Des.

PARTEE PROVIDENCIALES LIMITED
 BLUE HILLS AND STAMERS RUN
 60506/4
SECOND FLOOR ELECTRICAL

Consultant
 Address
 Phone
 Fax
 e-mail
 Consultant
 Address
 Phone
 Fax
 e-mail

REVISION	
NO.	Date



The design, ideas, arrangements, and plans shown on this drawing are owned by and the property of Conceptual Architecture & Design. None of such ideas, designs, arrangements, or plans shall be used by or disclosed to any person, firm or corporation for any purpose without the written permission of Conceptual Architecture & Design. Written dimension on the drawing shall take precedence over scaled dimensions. Contractors shall verify and be responsible for all dimensions and conditions on the job and this office and this office must be notified of any variations from the dimensions.

The design, ideas, arrangements, and plans shown on this drawing are owned by and the property of Conceptual Architecture & Design. None of such ideas, designs, arrangements, or plans shall be used by or disclosed to any person, firm or corporation for any purpose without the written permission of Conceptual Architecture & Design written dimension on the drawing shall take precedence over scaled dimensions. Contractors shall verify and be responsible for all dimensions and conditions on the job and this office must be notified of any variations from the dimensions



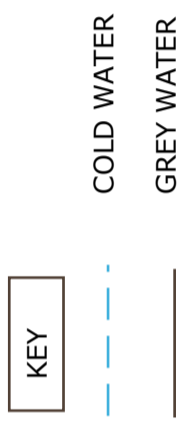
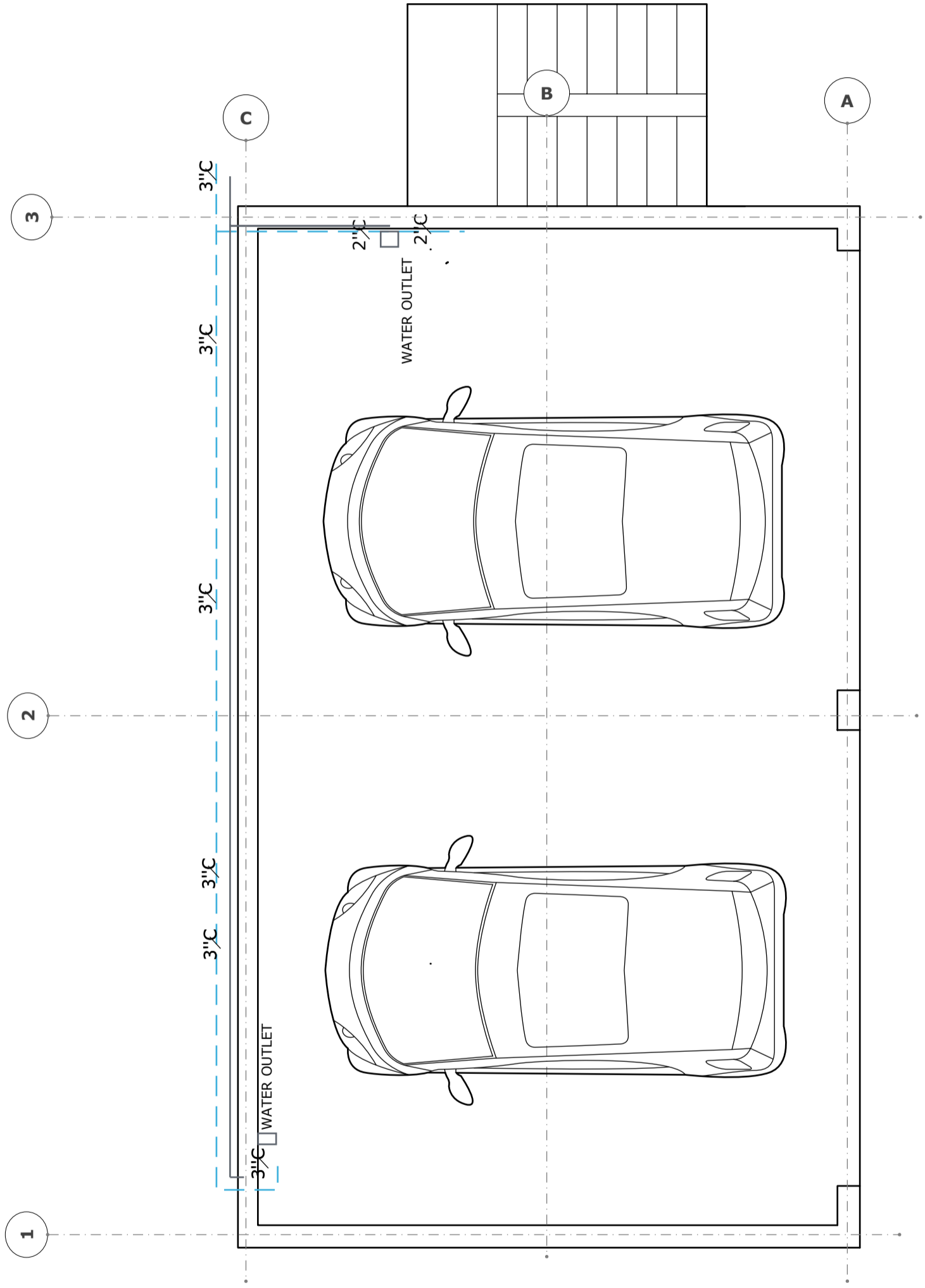
REVISION	
NO.	Date

Consultant
Address
Phone
Fax
e-mail
Consultant
Address
Phone
Fax
e-mail

PARTEE PROVIDENCIALES LIMITED
BLUE HILLS AND STAMERS RUN
60506/4
GROUND FLOOR PLUMBING LAYOUT

Providenciales
Turks & Caicos Islands. B.W.I.
Cell: (649) 246-2583
dameko.dean@gmail.com
Facebook: Conceptual Arch.
& Des.

Drawn by: DAMEKO DEAN
Checked by: DAMEKO DEAN
Date: AUGUST, 2023
Scale: AS SHOWN
Sheet Number **P1.1**
Project number:



1 GROUND FLOOR PLUMBING
P1.1 scale 1/4" = 1'-0"

The design, ideas, arrangements, and plans shown on this drawing are owned by and the property of Conceptual Architecture & Design. None of such ideas, designs, arrangements, or plans shall be used by or disclosed to any person, firm or corporation for any purpose without the written permission of Conceptual Architecture & Design. Any variations from the design shall take precedence over scaled dimensions. Contractors shall verify and be responsible for all dimensions and conditions on the job and this office and this office and this office shall take precedence over scaled dimensions. Contractors shall verify and be responsible for all dimensions and conditions on the job and this office and this office shall take precedence over scaled dimensions.



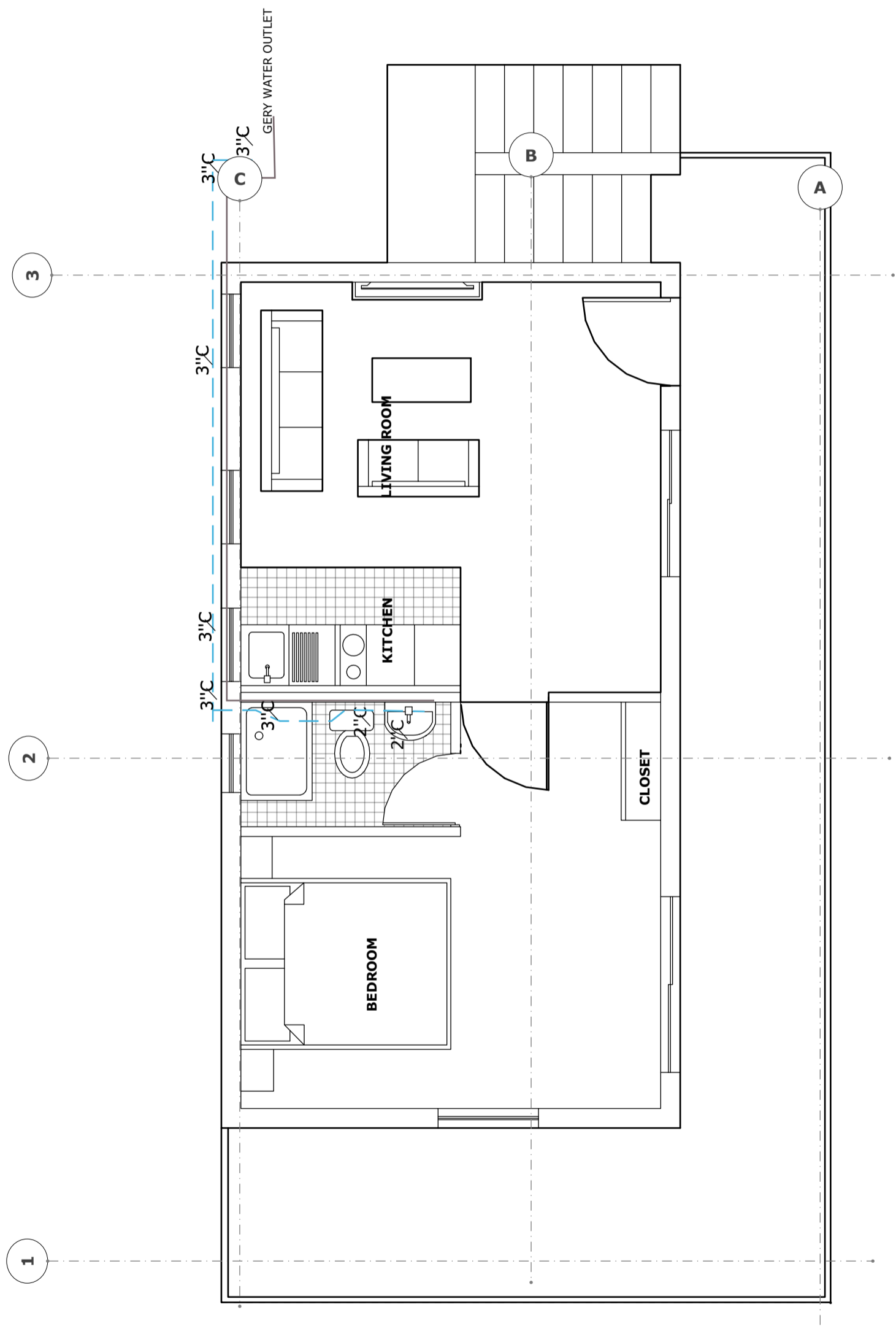
REVISION	
NO.	Date

Consultant
Address
Phone
Fax
e-mail
Consultant
Address
Phone
Fax
e-mail

PARTEE PROVIDENCIALES LIMITED
BLUE HILLS AND STAMERS RUN
60506/4
SECOND FLOOR PLUMBING LAYOUT

Providenciales
Turks & Caicos Islands. B.W.I.
Cell: (649) 246-2583
Cell: (649) 342-4272
dameko.dean@gmail.com
Facebook: Conceptual Arch.
& Des.

Drawn by: DAMEKO DEAN
Checked by: DAMEKO DEAN
Date: AUGUST, 2023
Scale: AS SHOWN
Sheet Number **P1.1**
Project number:



1 SECOND FLOOR PLUMBING
P1.1 scale 1/4" = 1'-0"

TYPE	PROFILE	FINISH	DESCRIPTION	MATERIAL	TOTAL
1	2'-0" X 1'-11"	ESP/PAINT	PU	AL	1
2	2'-6" X 3'-11"	ESP/PAINT	PU	AL	3
3	3'-4" X 6'-9"	ESP/PAINT	PU	AL	1
4	4'-11" X 6'-9"	ESP/PAINT	PU	AL	1
5	5'-11" X 6'-9"	ESP/PAINT	PU	AL	1

AL = ALUMINIUM
WD = WOOD
ESP/PAINT = PAINT

WINDOW SCHEDULE

PARTEE PROVIDENCIALES LIMITED
60506/4
BLUE HILLS AND STAMERS RUN
WINDOW SCHEDULE

Providenciales
Turks & Caicos Islands. B.W.I.
Cell: (649) 246-2583
Cell: (649) 342-4272
dameko.dean@gmail.com
Facebook: Conceptual Arch.
& Des.

Drawn by: DAMEKO DEAN
Checked by: DAMEKO DEAN
Date: AUGUST, 2023
Scale: AS SHOWN
Sheet Number SCD 1
Project number:

REVISION	
N0.	Date

Consultant
Address
Phone
Fax
e-mail
Consultant
Address
Phone
Fax
e-mail



The design, ideas, arrangements, and plans shown on this drawing are owned by and the property of conceptual Architecture & design None of such ideas, designs, arrangements, or plans shall be used by or disclosed to any person, firm or corporation for any purpose without the written permission of conceptual Architecture & Design written dimension on the drawing shall take precedence over scaled dimensions. Contractors shall verify and be responsible for all dimensions and conditions on the job and this office must be notified of any variations from the dimensions

DOOR SCHEDULE

AL □ ALUMINIUM
 WD □ WOOD
 N/A □ NOT APPLICABLE

TYPE	PROFILE	FINISH	DESCRIPTION	MATERIAL	TOTAL
1	2'-11" X 7'-0"	N/A	LIVING AREA	WD	1
2	2'-6" X 7'-0"	N/A	BATHROOM AREA	WD	2
3	14'-6" X 7'-0"	N/A	GARAGE DOOR	AL	1

PARTEE PROVIDENCIALES LIMITED
 60506/4
DOOR SCHEDULE

Consultant
 Address
 Phone
 Fax
 e-mail
 Consultant
 Address
 Phone
 Fax
 e-mail

REVISION	
N0.	Date



Providenciales
 Turks & Caicos Islands. B.W.I.
 Cell: (649) 246-2583
 Cell: (649) 342-4272
 dameko.dean@gmail.com
 Facebook: Conceptual Arch.
 & Des.

Drawn by: DAMEKO DEAN
 Checked by: DAMEKO DEAN
 Date: AUGUST, 2023
 Scale: AS SHOWN
 Sheet SCD 2
 Number
 Project number:

The design, ideas, arrangements, and plans shown on this drawing are owned by and the property of Conceptual Architecture & Design. None of such ideas, designs, arrangements, or plans shall be used by or disclosed to any person, firm or corporation for any purpose without the written permission of Conceptual Architecture & Design. Written dimension on the drawing shall take precedence over scaled dimensions. Contractors shall verify and be responsible for all dimensions and conditions on the job and this office and this office must be notified of any variations from the dimensions.