

PROJECT:

PROPOSED 4-BEDROOM RESIDENTIAL DEVELOPMENT



ARCHITECT:



Providenciales
Turks & Caicos Islands ,B.W.I.
Cell: (649) 246-2583
Cell: (649) 342-4272
dameko.dean@gmail.com
Facebook: Conceptual Arch.&Des.

LOCATION:

**NORTH CAICOS,
TURKS AND
CAICOS ISLANDS.**

The design, ideas, arrangements, and plans shown on this drawing are owned by and the property of Conceptual Architecture & Design. None of such ideas, designs, arrangements, or plans shall be used by or disclosed to any person, firm or corporation for any purpose without the written permission of Conceptual Architecture & Design. Written dimensions on the drawing shall take precedence over scaled dimensions. Contractors shall verify and be responsible for all dimensions and conditions on the job and this office must be notified of any variations from the dimensions and conditions indicated.




REVISIONS		
No.	Description	Date

Consultant
Address
Address
Phone
Fax
e-mail
Consultant
Address
Address
Phone
Fax
e-mail

DAMEKO CANEZ DEAN
51 100/437
NORTH CAICOS, TURKS AND CAICOS ISLANDS
VISUALIZATIONS

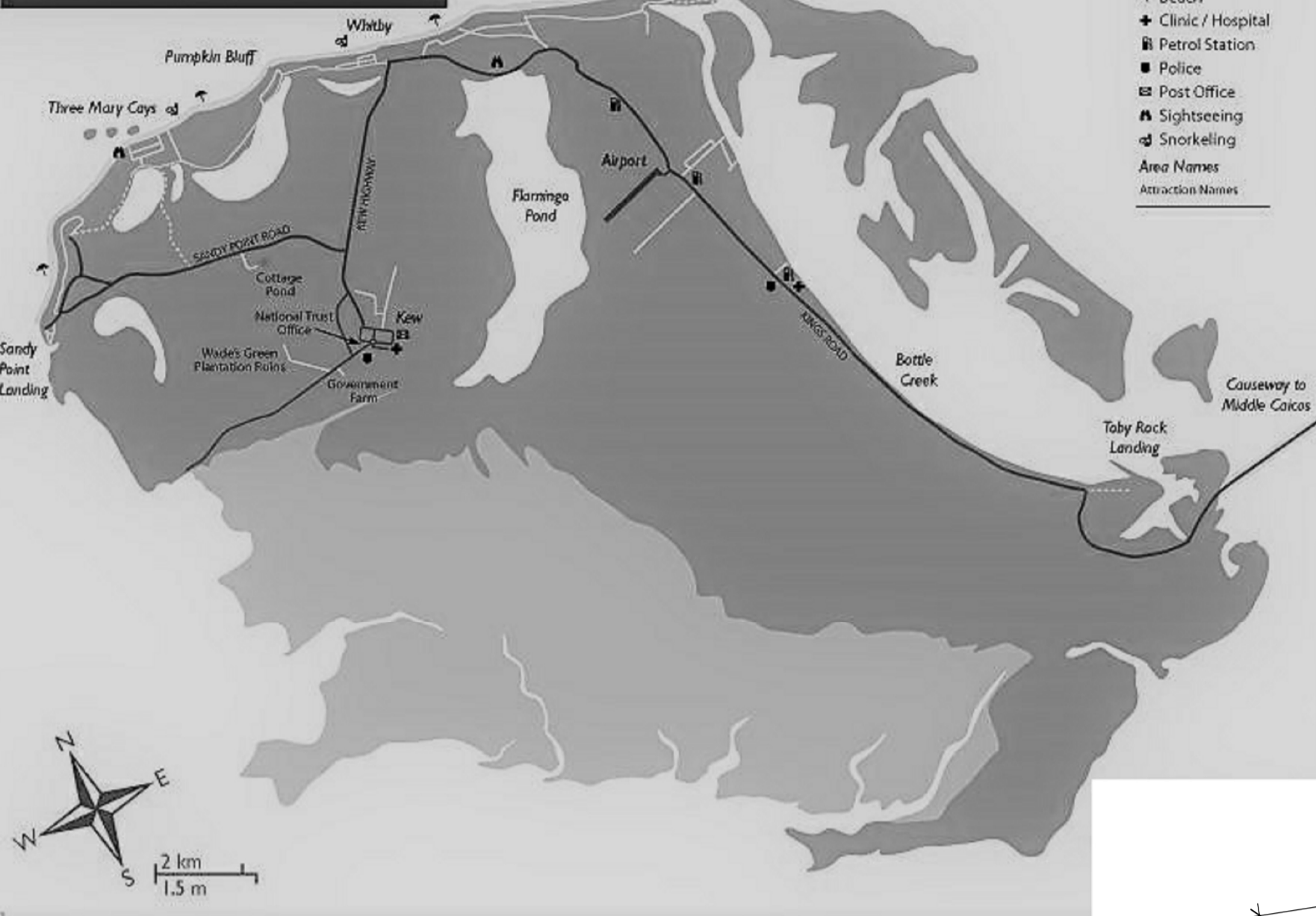
Providenciales
Turks & Caicos Islands B.W.I.
Cell: (649) 246-2583
Cell: (649) 342-4272
Instagram: @dameko_canez_dean
Facebook: Conceptual Arch & Des



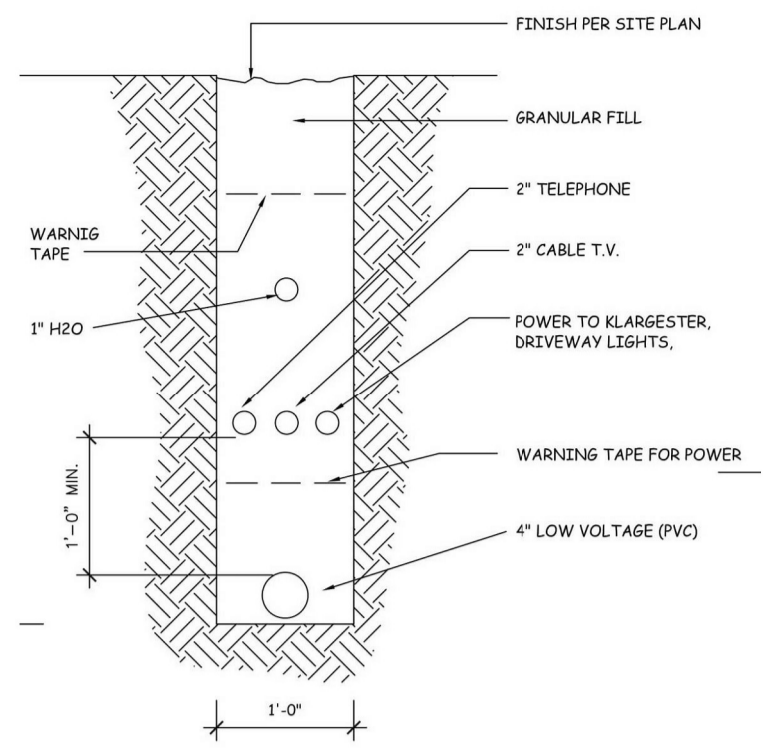
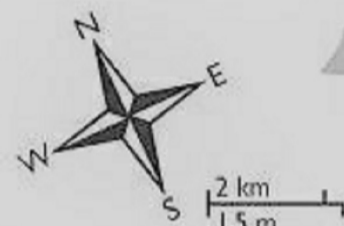
Drawn by DAMEKO DEAN
Checked by DAMEKO DEAN
Date: 11 October, 2020
Scale:
Sheet Number
01
Project number:

The design, ideas, arrangements, and plans shown on this drawing are owned by and the property of Conceptual Architecture & Design. None of such ideas, designs, arrangements, or plans shall be used for or disclosed to any person, firm or corporation for any purpose without the written permission of Conceptual Architecture & Design. Written dimensions on the drawing shall take precedence over stated dimensions. Contractors shall verify and be responsible for all dimensions and conditions on the job and this office must be notified of any variations from the drawings and conditions on the job.

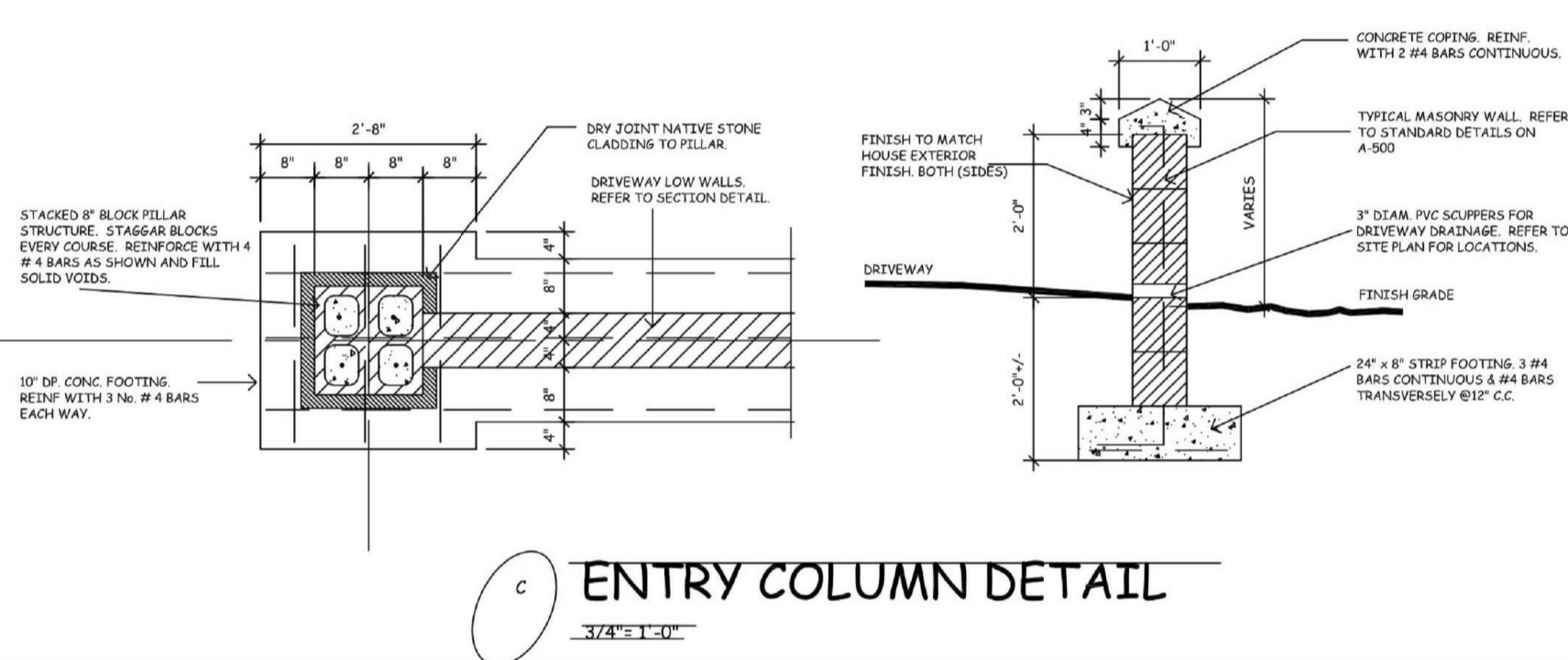
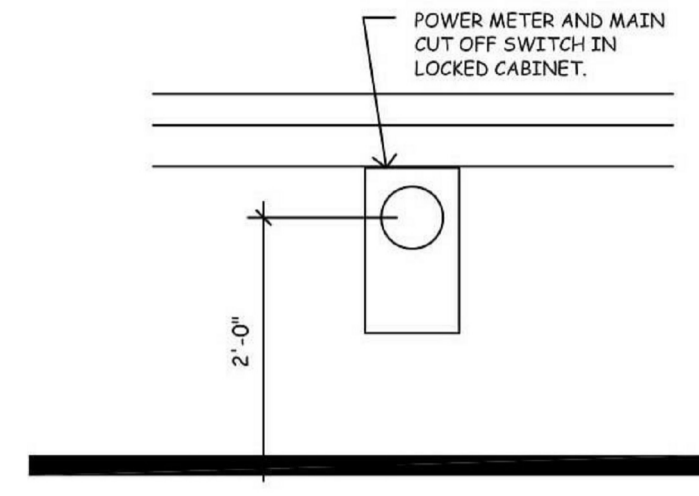
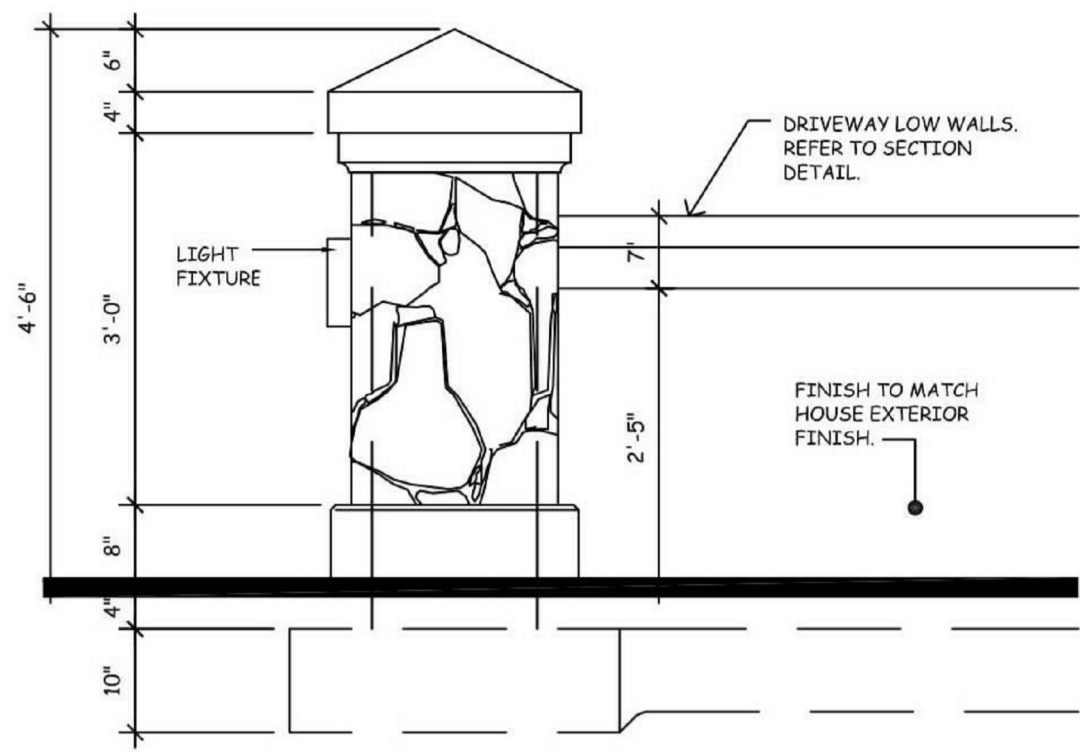
NORTH CAICOS
TURKS AND CAICOS ISLANDS



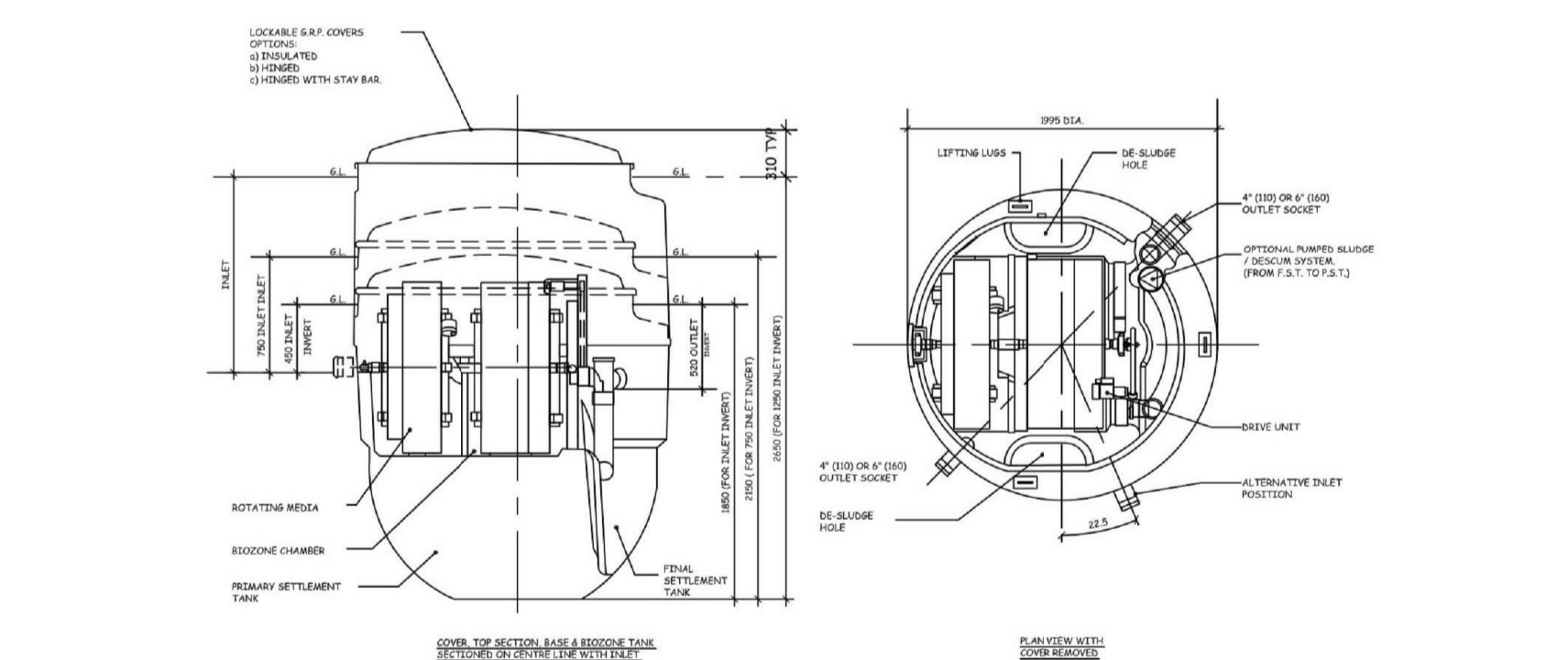
- Key to Symbols**
- Bank / ATM
 - Beach
 - Clinic / Hospital
 - Petrol Station
 - Police
 - Post Office
 - Sightseeing
 - Snorkelling
 - Area Names
 - Attractious Marker



Service Trench Detail



Entry Column Detail

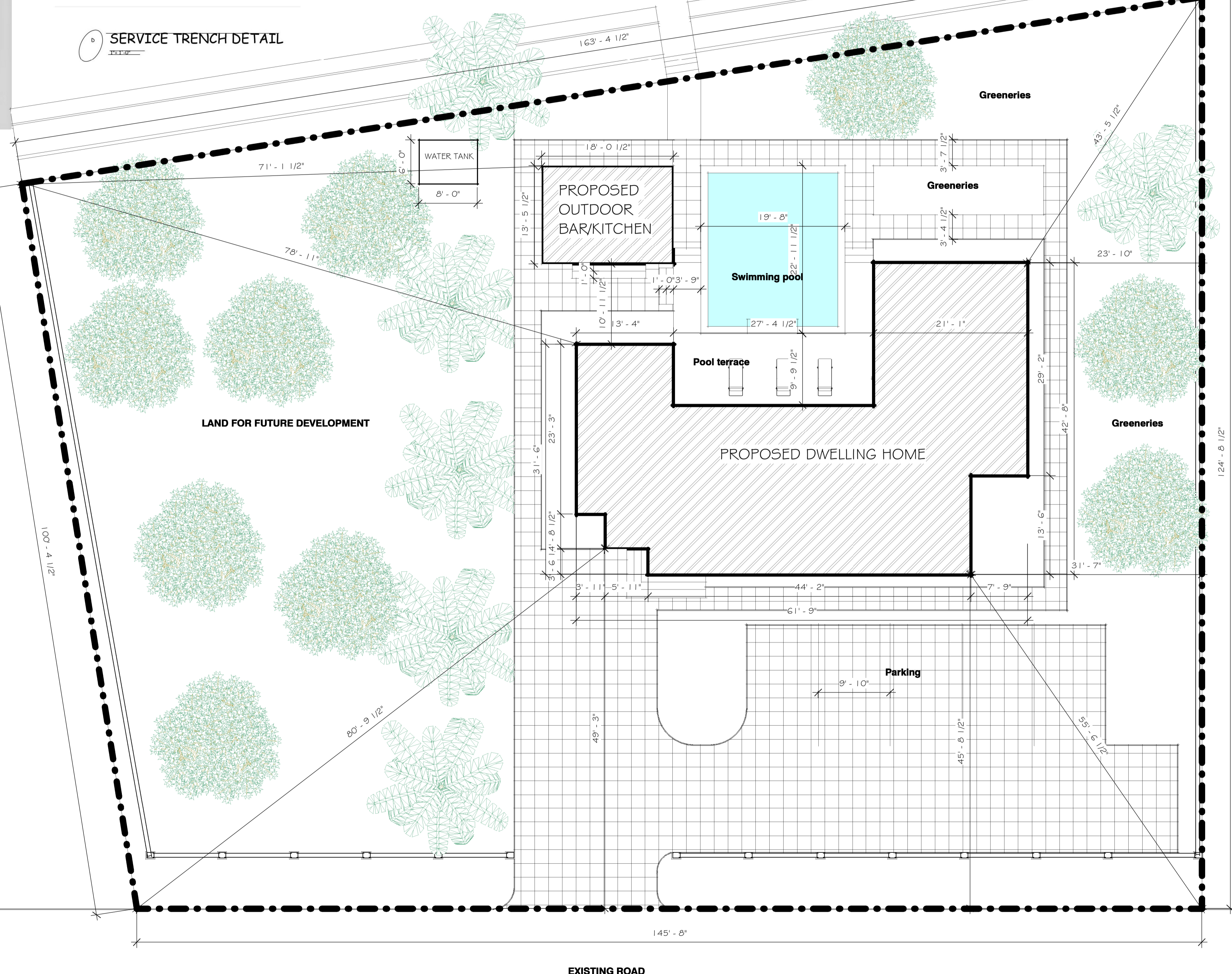


KLARGESTER BB UNIT SIZE

NOTES

- KLARGESTER TANK & COVER ARE MANUFACTURED IN GLASS REINFORCED POLYESTER (GRP)
- ELECTRICAL SUPPLY TO SUIT CUSTOMER REQUIREMENT
- CONTROL PANEL SUPPLIED WITH UNIT
- RECESS MUST ONLY BE LIFTED IN WAREHOUSE
- FOR INSTALLATION, INCH-TONNAGE & SI UNITS REFER TO DOCUMENTATION SUPPLIED WITH UNIT

UNIT WEIGHT (INCLUDING PALETTE)	UNIT WEIGHT (EXCLUDING PALETTE)
100 DAILY DRYWEIGHT	300
100 DAILY WETWEIGHT	330
200 DAILY DRYWEIGHT	400
200 DAILY WETWEIGHT	430



1 Level 6
1/8" = 1'-0"


REVISIONS

No.	Description	Date

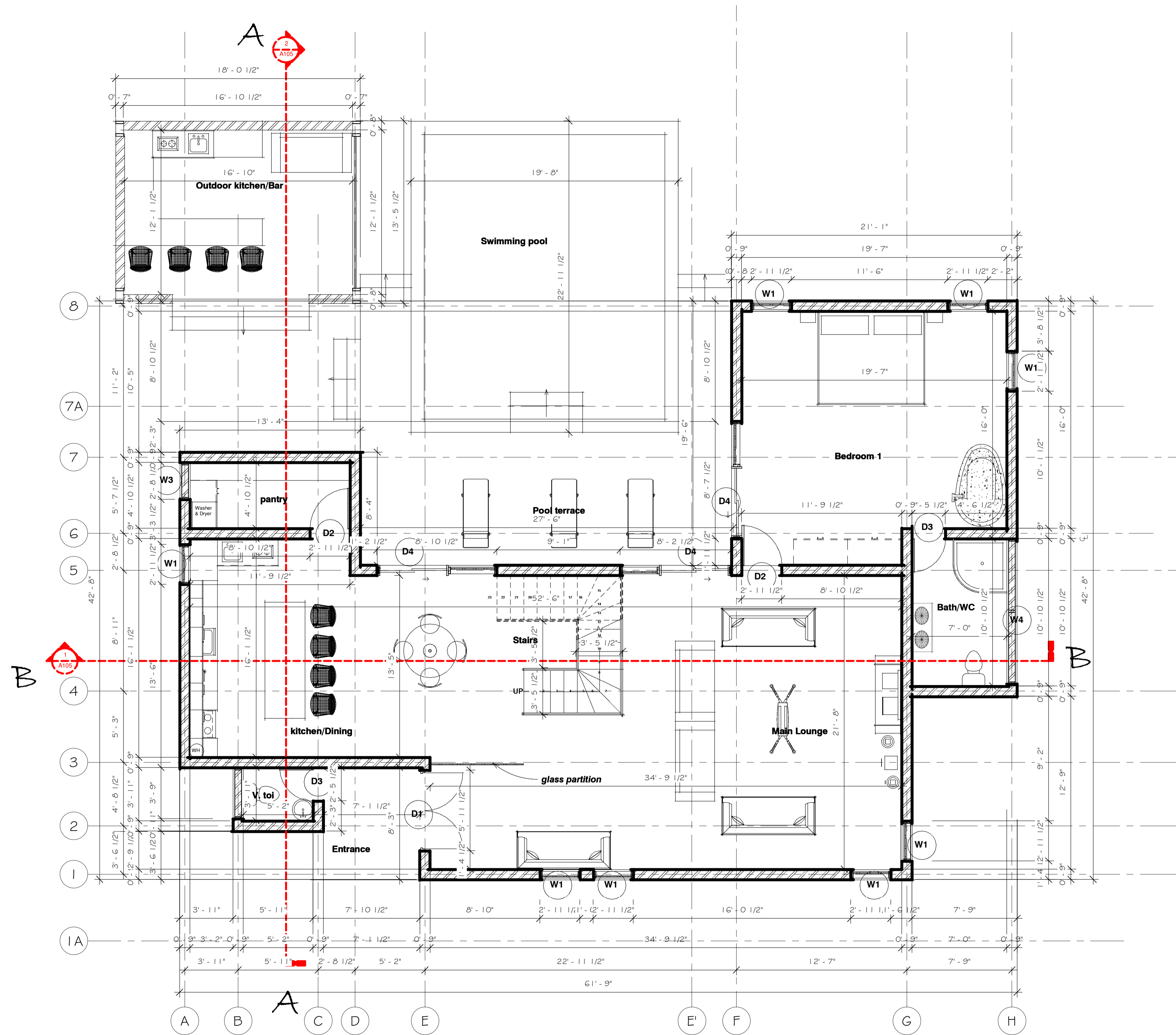
Consultant
Address
Phone
Fax
e-mail
Consultant
Address
Phone
Fax
e-mail

DAMEKO CANEZ DEAN
51100/437
NORTH CAICOS, TURKS AND CAICOS ISLANDS
SITE PLAN

Providenciales
Turks & Caicos Islands, B.W.I.
Cell: (649) 246-2653
Cell: (649) 346-2272
Email: info@dameko.com
Facebook: Conceptual Arch. & Des.



Drawn by DAMEKO DEAN
Checked by DAMEKO DEAN
Date: 11 October, 2020
Scale: 1/8" = 1'-0"
Sheet Number
02
Project number:



1 GROUND FLOOR PLAN
1/4" = 1'-0"



REVISIONS		
No.	Description	Date

Consultant
Address
Phone
Fax
e-mail
Consultant
Address
Phone
Fax
e-mail

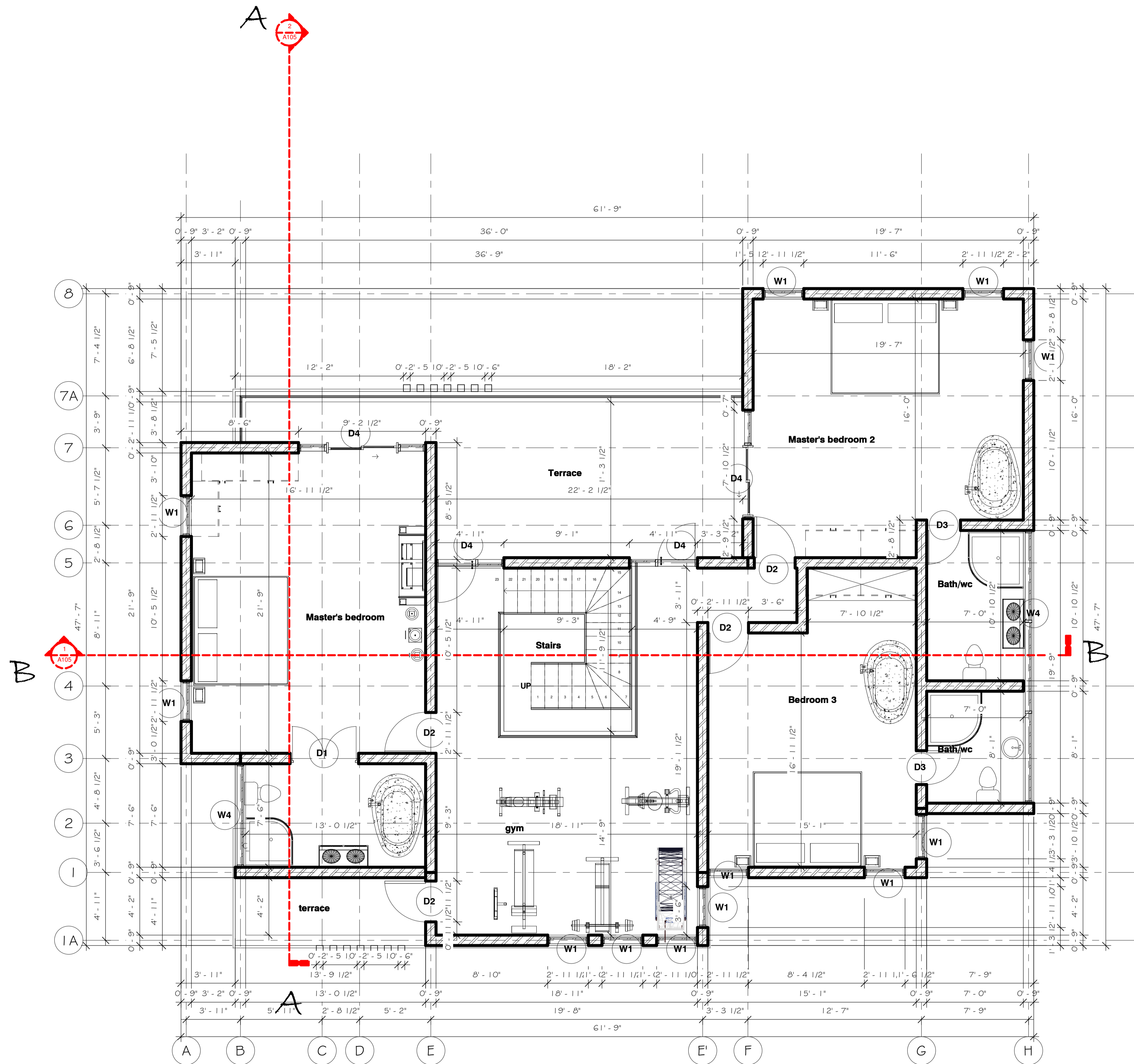
DAMEKO CANEZ DEAN
51100/437
NORTH CAICOS, TURKS AND CAICOS ISLANDS
FLOOR PLANS

Providenciales
Turks & Caicos Islands B.W.I.
Cell: (649) 246-2583
Fax: (649) 246-2583
Email: dameko.dean@gmail.com
Facebook: Conceptual Arch & Design



Drawn by: DAMEKO DEAN
Checked by: DAMEKO DEAN
Date: 11 October, 2020
Scale: 1/4" = 1'-0"
Sheet Number
03
Project number:

The design, ideas, arrangements, and plans shown on this drawing are owned by and the property of Conceptual Architecture & Design. No part of this drawing shall be used by or distributed to any person, firm or corporation for any purpose without the written permission of Conceptual Architecture & Design. Writers dimensions on the drawing shall take precedence over scaled dimensions. Contractors shall verify and be responsible for all dimensions and conditions on the job and the office must be notified of any variations from the dimensions and conditions indicated.



1 UPPER FLOOR PLAN
1/4" = 1'-0"

REVISIONS		
No.	Description	Date

Consultant
Address
Phone
Fax
e-mail
Consultant
Address
Phone
Fax
e-mail

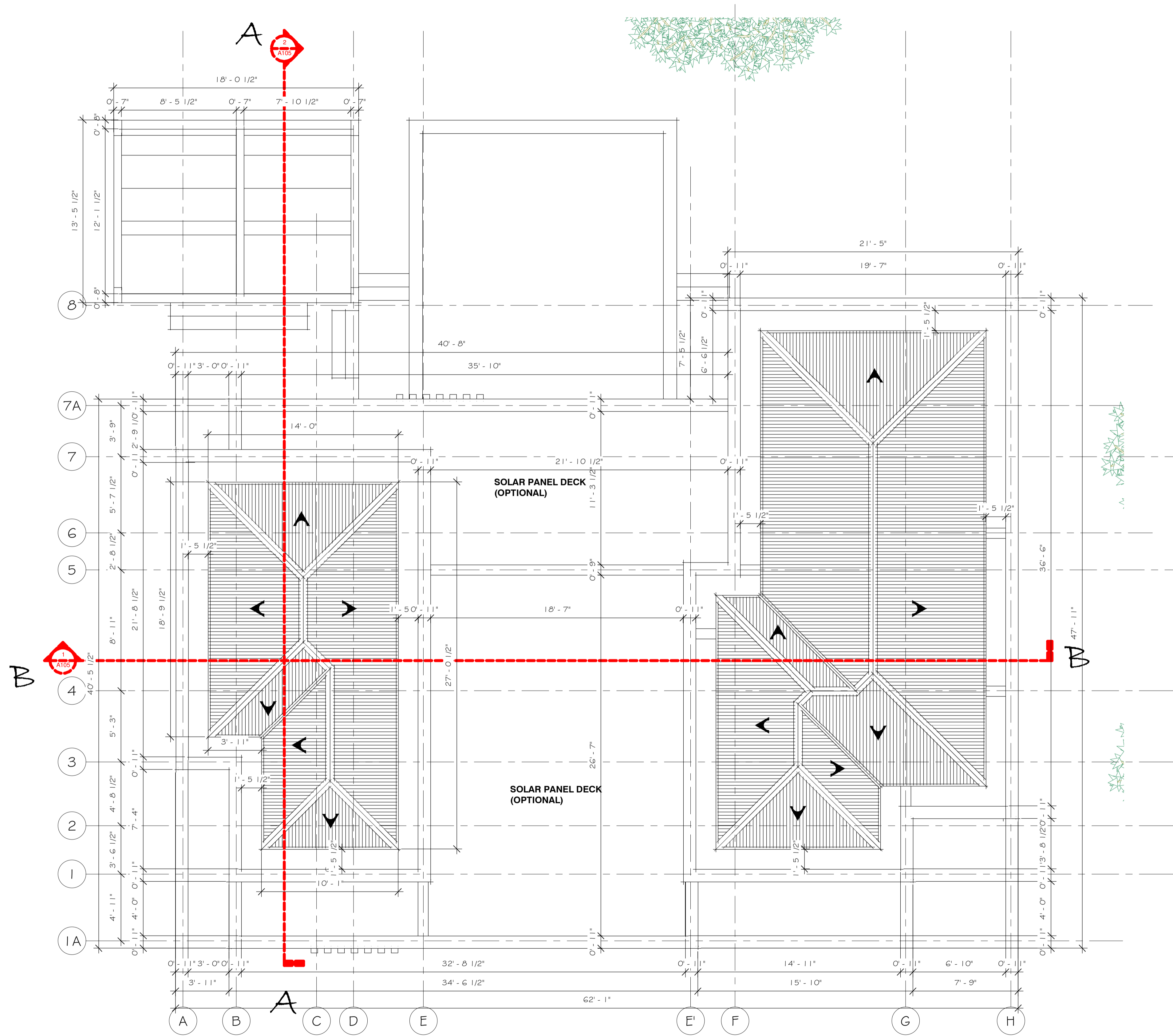
DAMEKO CANEZ DEAN
51100/437
NORTH CAICOS, TURKS AND CAICOS ISLANDS
FLOOR PLAN

Providenciales
Turks & Caicos Islands B.W.I.
Cell: (649) 246-2583
Fax: (649) 242-2583
Email: info@conceptual.com
Facebook: Conceptual Arch.&Des.



Drawn by DAMEKO DEAN
Checked by DAMEKO DEAN
Date: 11 October, 2020
Scale: 1/4" = 1'-0"
Sheet Number
04
Project number:

The design, ideas, arrangements, and plans shown on this drawing are owned by and the property of Conceptual Architectural Design. None of such ideas, designs, arrangements, or plans shall be used by or disclosed to any person, firm or corporation for any purpose without the written consent of Conceptual Architectural Design. Writers dimensions on the drawing shall take precedence over scaled dimensions. Contractors shall verify and be responsible for all dimensions and conditions on the job and this office must be notified of any variations from the dimensions and conditions indicated on the drawing.



1 ROOF PLAN
1/4" = 1'-0"




REVISIONS		
No.	Description	Date

Consultant
Address
Address
Phone
Fax
e-mail
Consultant
Address
Address
Phone
Fax
e-mail

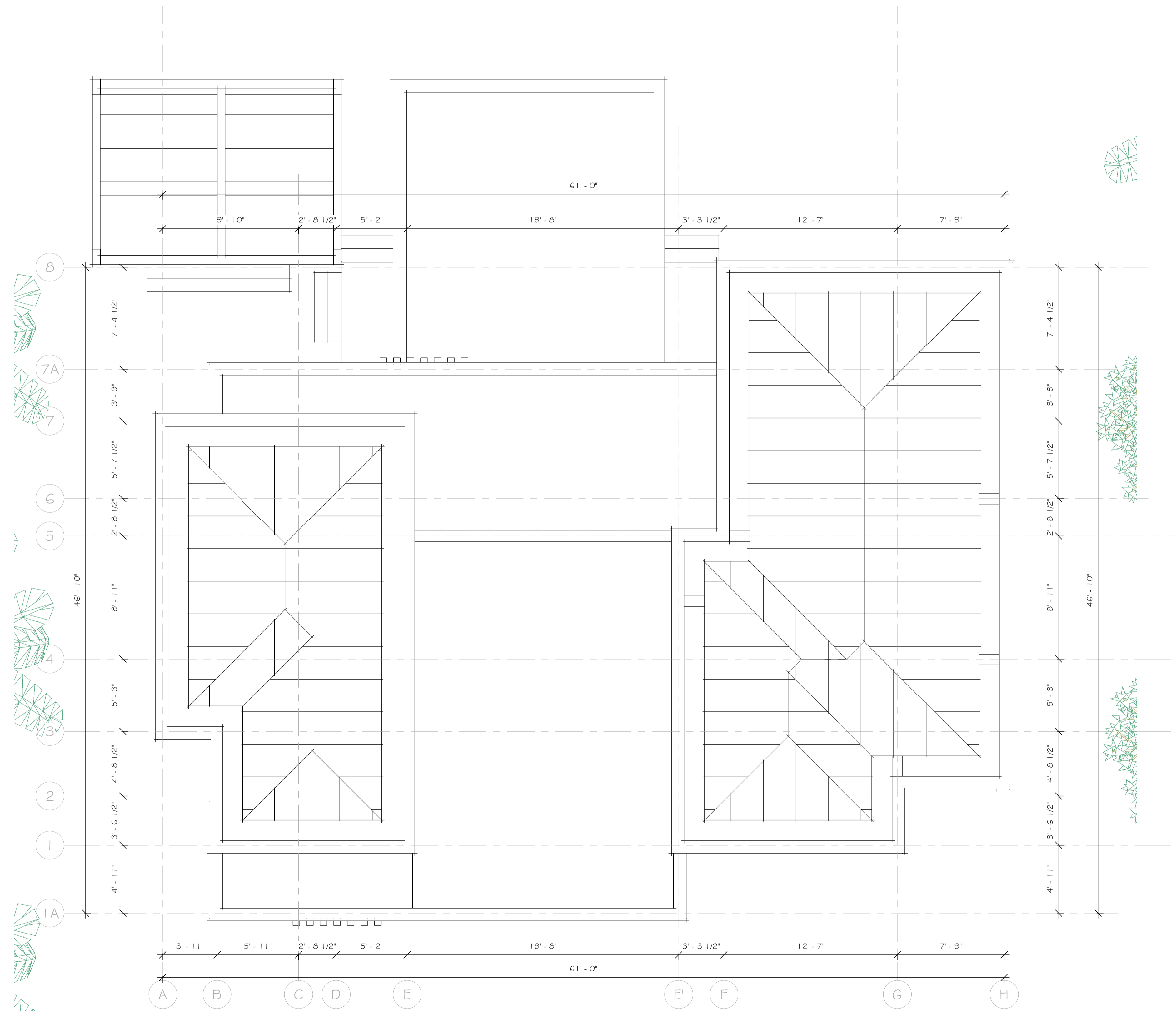
DAMEKO CANEZ DEAN
51100/437
NORTH CAICOS, TURKS AND CAICOS ISLANDS
ROOF PLAN

Providenciales
Turks & Caicos Islands B.W.I.
Cell: (649) 246-2583
Fax: (649) 246-2583
dameko.dean@gmail.com
Facebook: Conceptual Arch. & Des.



Drawn by: DAMEKO DEAN
Checked by: DAMEKO DEAN
Date: 11 October, 2020
Scale:
Sheet Number
05
Project number:

The design, ideas, arrangements, and plans shown on this drawing are owned by and the property of Conceptual Architecture & Design. No part of this drawing may be reproduced, stored in a retrieval system, or transmitted in any form or by any means, electronic, mechanical, photocopying, recording, or by any information storage and retrieval system, without the prior written permission of Conceptual Architecture & Design. Writers dimensions on the drawing shall take precedence over scaled dimensions. Contractors shall verify and be responsible for all dimensions and conditions on the job and the office must be notified of any variations from the dimensions and conditions indicated.



1 ROOF FRAME PLAN
1/4" = 1'-0"




REVISIONS		
No.	Description	Date

Consultant
Address
Phone
Fax
e-mail
Consultant
Address
Phone
Fax
e-mail

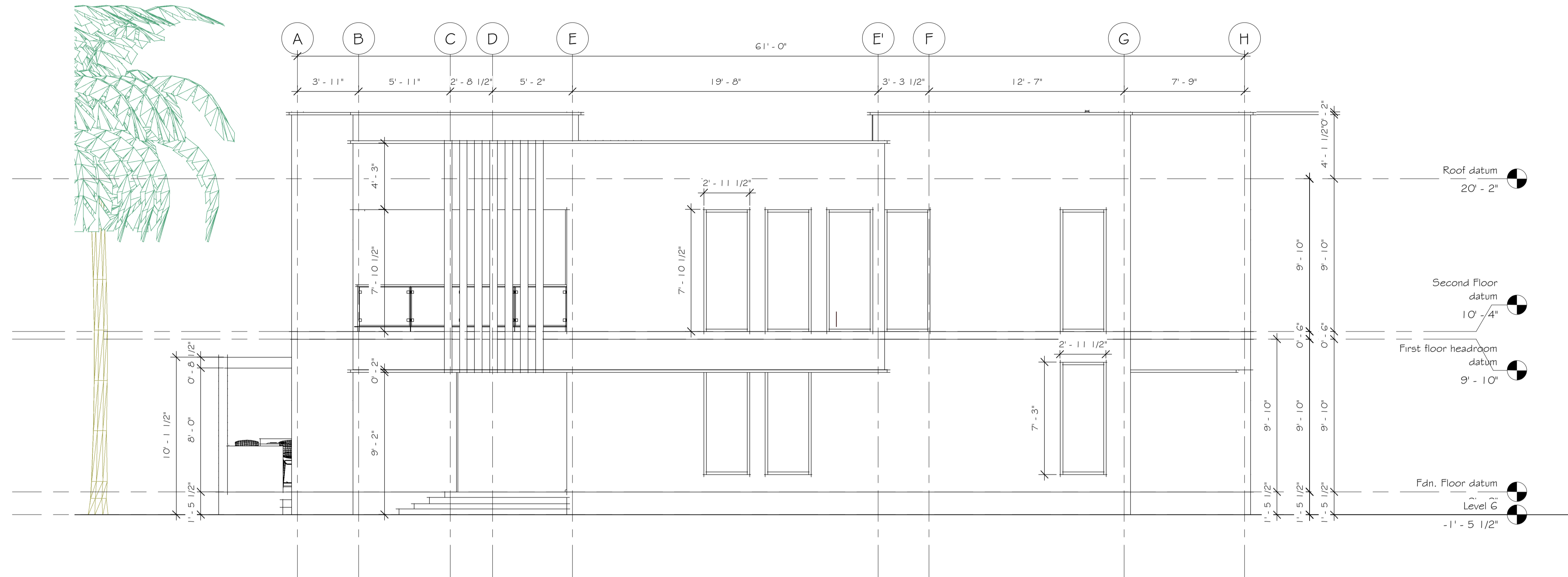
DAMEKO CANEZ DEAN
51100/437
NORTH CAICOS, TURKS AND CAICOS ISLANDS
ROOF FRAME PLAN

Providenciales
Turks & Caicos Islands, B.W.I.
Cell: (649) 246-2683
Office: (649) 246-2683
dameko.dean@gmail.com
Facebook: Conceptual Arch. & Design

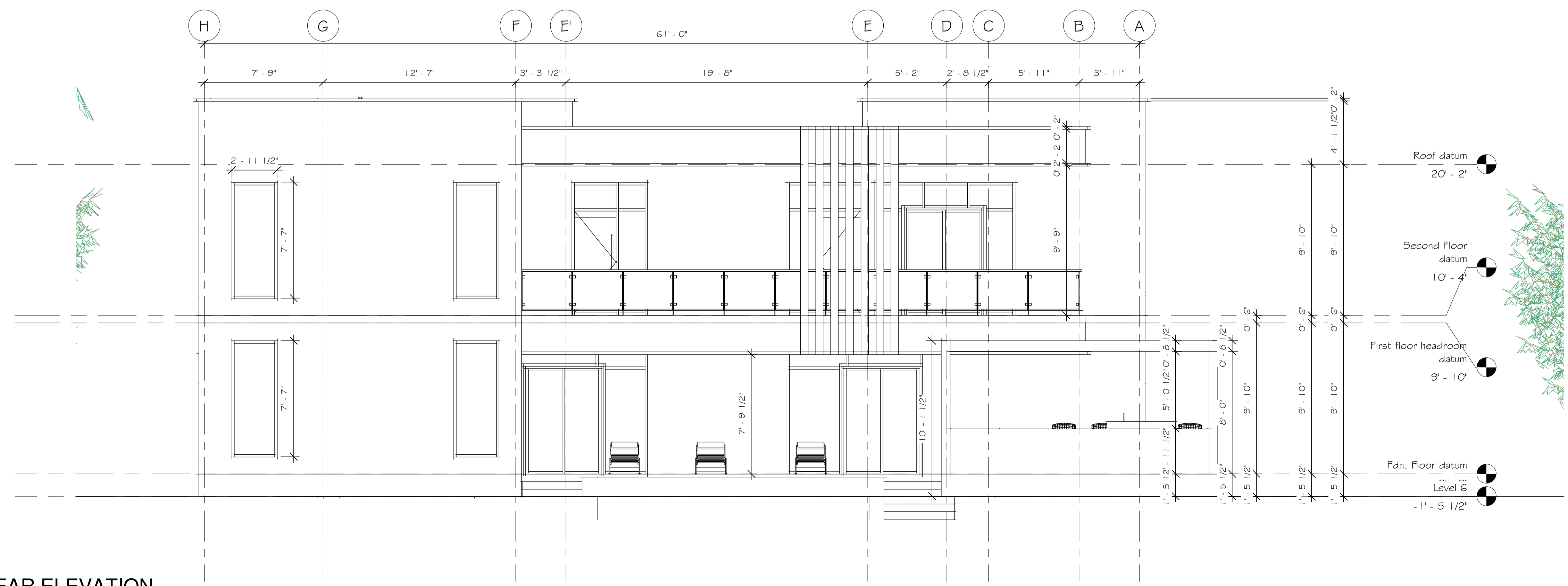


Drawn by DAMEKO DEAN
Checked by DAMEKO DEAN
Date: 11 October, 2020
Scale: 1/4" = 1'-0"
Sheet Number
06
Project number:

The design, ideas, arrangements, and plans shown on this drawing are owned by and the property of Conceptual Architecture & Design. No part of this drawing may be reproduced, stored in a retrieval system, or transmitted in any form or by any means, electronic, mechanical, photocopying, recording, or by any information storage and retrieval system, without the prior written permission of Conceptual Architecture & Design. Writers dimensions on the drawing shall take precedence over scaled dimensions. Contractors shall verify and be responsible for all dimensions and conditions on the job and this office must be notified of any variations from the dimensions and conditions indicated.



1 APPROACH ELEVATION
1/4" = 1'-0"



2 REAR ELEVATION
1/4" = 1'-0"

REVISIONS		
No.	Description	Date

Consultant
Address
Phone
Fax
e-mail
Consultant
Address
Phone
Fax
e-mail

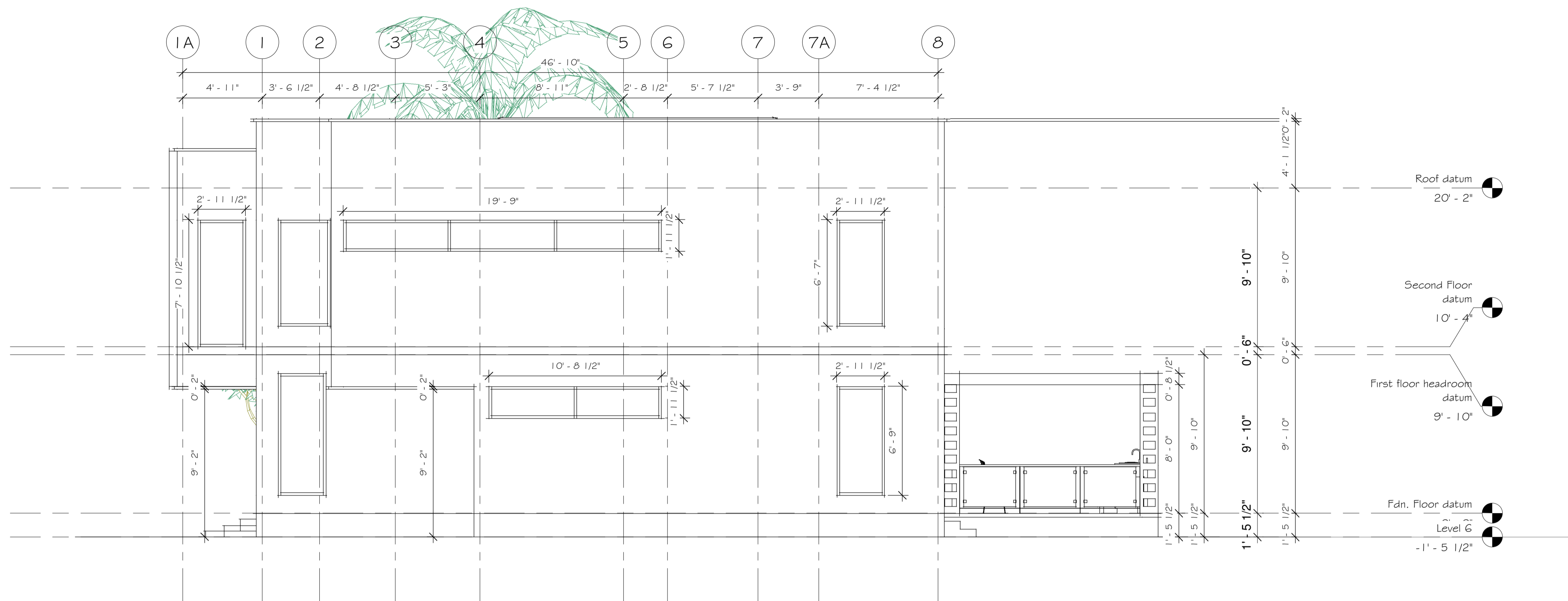
DAMEKO CANEZ DEAN
51100/437
NORTH CAICOS, TURKS AND CAICOS ISLANDS
ELEVATIONS

Providenciales
Turks & Caicos Islands B.W.I.
Cell: (649) 246-2893
Cell: (649) 342-4275
Facebook: Conceptual Arch. & Dg.

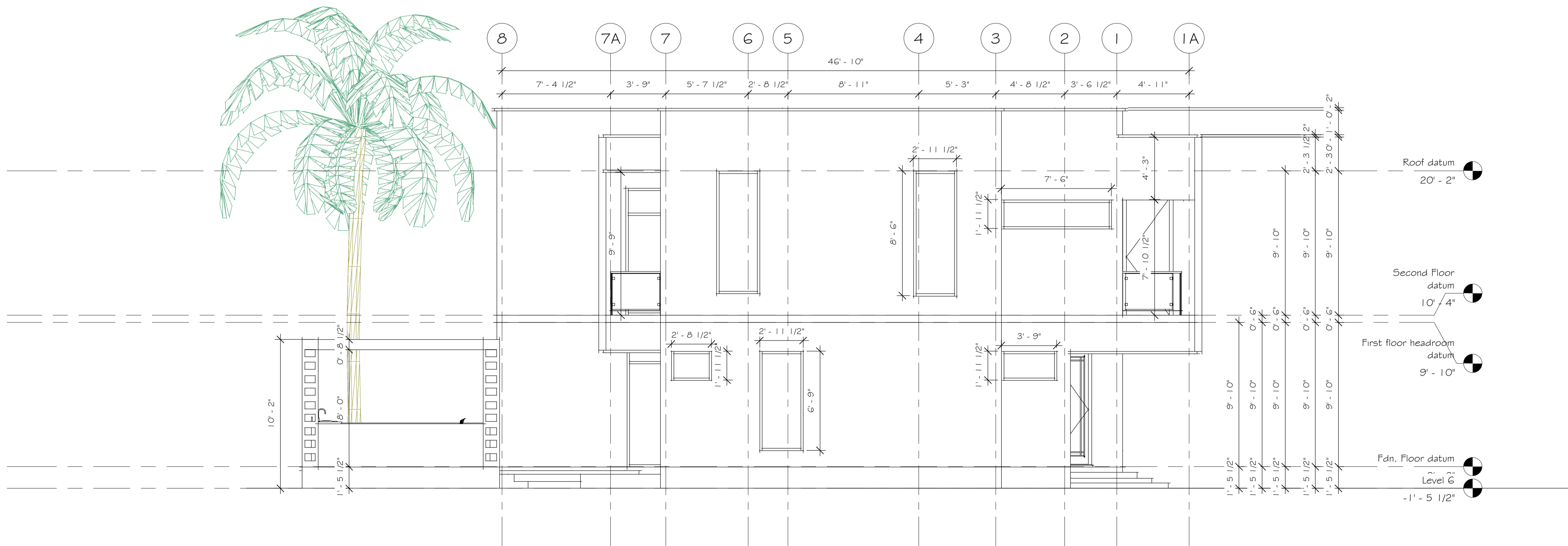


Drawn by DAMEKO DEAN
Checked by DAMEKO DEAN
Date: 11 October, 2020
Scale: 1/4" = 1'-0"
Sheet Number
07
Project number

The design, ideas, arrangements, and plans shown on this drawing are owned by and the property of Conceptual Architectural & Design. None of such ideas, designs, arrangements, or plans shall be used by or disclosed to any person, firm or corporation for any purpose without the written permission of Conceptual Architectural & Design. Written dimensions on this drawing shall take precedence over scaled dimensions. Contractors shall verify and be responsible for all dimensions and conditions on the job and the office must be notified of any variations from the drawing.



1 LEFT SIDE ELEVATION
1/4" = 1'-0"



2 RIGHT SIDE ELEVATION
1/4" = 1'-0"

REVISIONS		
No.	Description	Date

Consultant
Address
Phone
Fax
e-mail
Consultant
Address
Phone
Fax
e-mail

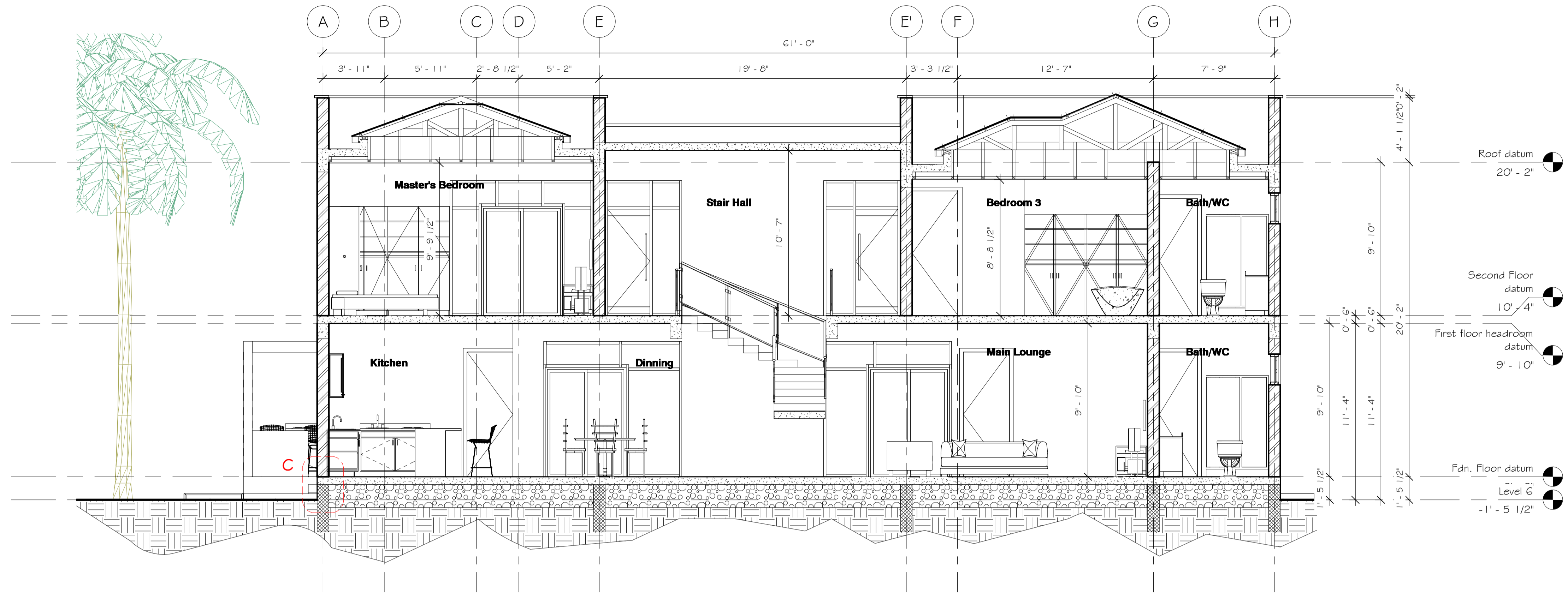
DAMEKO CANEZ DEAN
51100/437
NORTH CAICOS, TURKS AND CAICOS ISLANDS
ELEVATIONS

Providenciales
Turks & Caicos Islands B.W.I.
Cell: (649) 245-2583
dameko.dean@gmail.com
Facebook: Conceptual Arch & Design

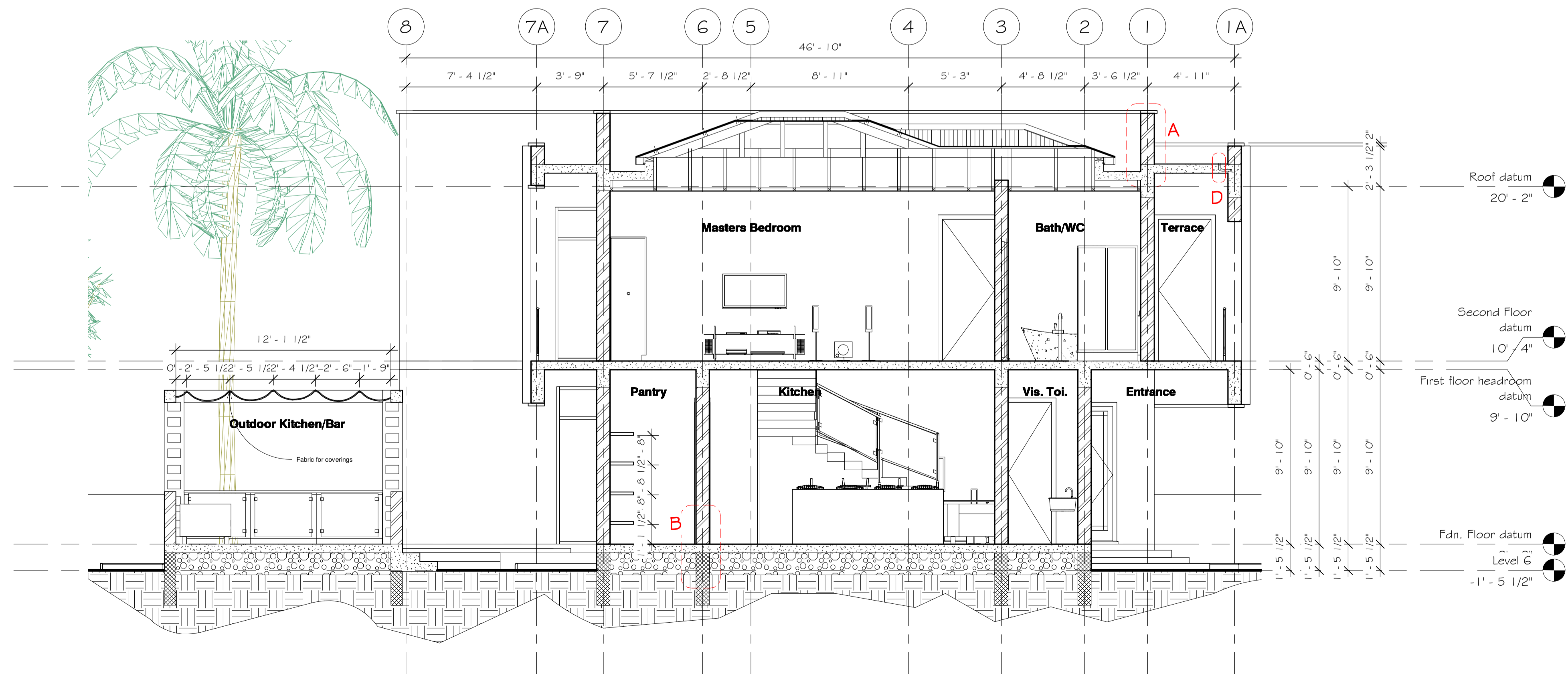


Drawn by: DAMEKO DEAN
Checked by: DAMEKO DEAN
Date: 11 October, 2020
Scale: 1/4" = 1'-0"
Sheet Number
08
Project number:

The design, ideas, arrangements, and plans shown on this drawing are owned by and the property of Conceptual Architecture & Design. No part of this drawing shall be reproduced, stored in a retrieval system, or transmitted in any form or by any means, electronic, mechanical, photocopying, recording, or by any information storage and retrieval system, without the prior written permission of Conceptual Architecture & Design. Contractors shall verify and be responsible for all dimensions and conditions on the job and this office must be notified of any variations from the dimensions and conditions indicated.



1 Section B-B
1/4" = 1'-0"




2 Section A-A
1/4" = 1'-0"

REVISIONS		
No.	Description	Date

Consultant
Address
Phone
Fax
e-mail
Consultant
Address
Phone
Fax
e-mail

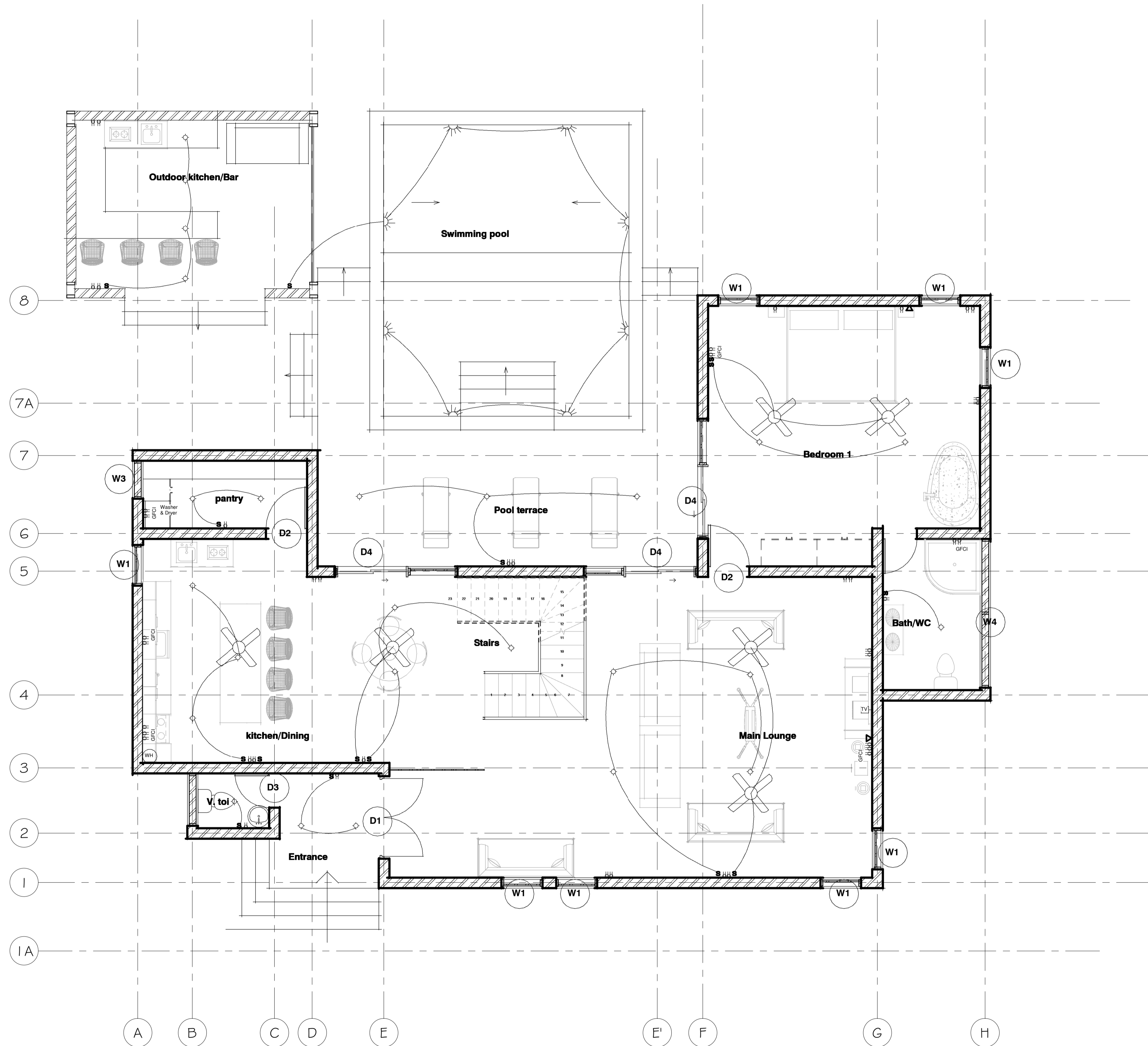
DAMEKO CANEZ DEAN
51100/437
NORTH CAICOS, TURKS AND CAICOS ISLANDS
SECTIONS

Providenciales
Turks & Caicos Islands B.W.I.
Cell: (649) 246-2553
Cell: (649) 322-4272
Email: info@dameko.com
Facebook: Conceptual Arch.&Des.




Drawn by: DAMEKO DEAN
Checked by: DAMEKO DEAN
Date: 11 October, 2020
Scale:
Sheet Number
09
Project number:

The design, ideas, arrangements, and plans shown on this drawing are owned by and the property of Conceptual Architecture & Design. None of such ideas, designs, arrangements, or plans shall be used by or disclosed to any person, firm or corporation for any purpose without the written permission of Conceptual Architecture & Design. Written dimensions on the drawing shall take precedence over scaled dimensions. Contractors shall verify and be responsible for all dimensions and conditions on the job and the office must be notified of any variations from the drawing.



1 GROUND FLOOR ELECTRICAL PLAN
1/4" = 1'-0"

ELECTRICAL SYMBOLS LEGEND	
SYMBOL	DESCRIPTION
	110 VOLT OUTLET
	GROUND FAULT PROTECTED OUTLET
	WEATHERPROOF OUTLET
	220 VOLT RECEPTACLE
	FLOOR OUTLET
	CEILING HUNG FIXTURE
	OVERHANG MOUNTED FLOODLIGHTS
	RECESSED CEILING FIXTURE (VERIFY LOCATIONS W/ OWNER)
	FLUORESCENT LIGHT
	SMOKE DETECTOR
	SWITCH
	THREE WAY SWITCH
	FOUR WAY SWITCH
	DIMMER SWITCH
	PILOT SWITCH
	TELEPHONE OUTLET (VERIFY LOCATIONS W/ OWNER)
	TELEVISION OUTLET (VERIFY LOCATIONS W/ OWNER)
	WALL MOUNTED LIGHT FIXTURE
	DOORBELL BUTTON
	THERMOSTAT (VERIFY LOCATIONS)
	CEILING EXHAUST FAN
	CEILING FAN W/ LIGHT
	CEILING EXHAUST FAN W/ LIGHT
	WALL SCONCE




REVISIONS		
No.	Description	Date

Consultant
Address
Phone
Fax
e-mail
Consultant
Address
Phone
Fax
e-mail

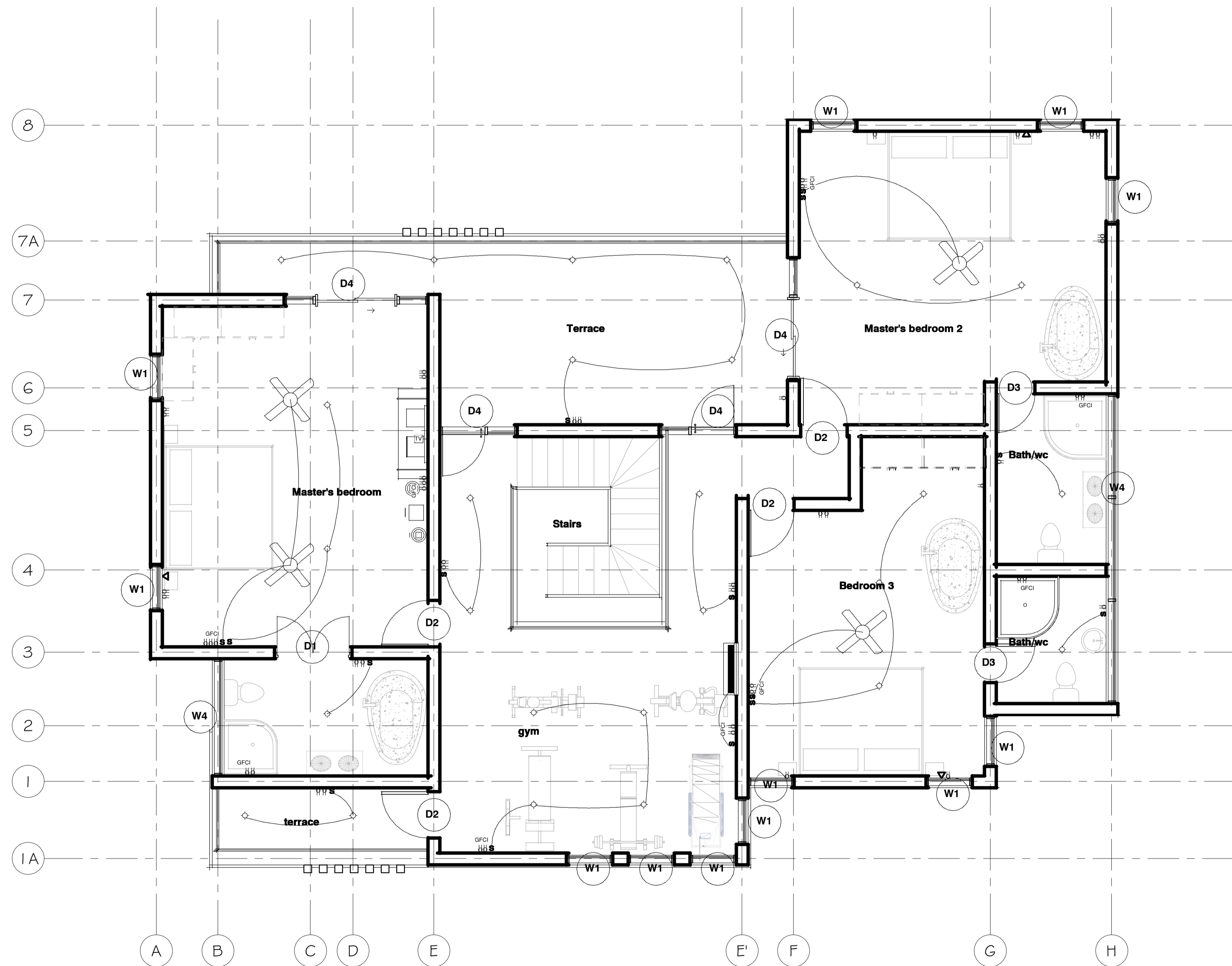
DAMEKO CANEZ DEAN
51100/437
NORTH CAICOS, TURKS AND CAICOS ISLANDS
ELECTRICAL PLAN

Providenciales
Turks & Caicos Islands, B.W.I.
Cell: (649) 246-2583
Fax: (649) 246-2583
Email: dameko@conceptualarch.com
Facebook: Conceptual Arch.&Des



Drawn by DAMEKO DEAN
Checked by DAMEKO DEAN
Date: 11 October, 2020
Scale: 1/4" = 1'-0"
Sheet Number
10
Project number

The design, ideas, arrangements, and plans shown on the drawing are prepared by and the property of Conceptual Architecture & Design. No part of this drawing shall be used by or disclosed to any person, firm or corporation for any purpose without the written consent of Conceptual Architecture & Design. Contractors shall verify and be responsible for all dimensions and conditions on the job and the office must be notified of any variations from the drawing. The design, ideas, arrangements, and plans shown on the drawing shall take precedence over scaled dimensions. Contractors shall verify and be responsible for all dimensions and conditions on the job and the office must be notified of any variations from the drawing.



1 UPPER FLOOR ELECTRICAL PLAN
1/4" = 1'-0"

ELECTRICAL SYMBOLS LEGEND	
SYMBOL	DESCRIPTION
	110 VOLT OUTLET
	GROUND FAULT PROTECTED OUTLET
	WEATHERPROOF OUTLET
	220 VOLT RECEPTACLE
	FLOOR OUTLET
	CEILING HUNG FIXTURE
	OVERHANG MOUNTED FLOODLIGHTS
	RECESSED CEILING FIXTURE (VERIFY LOCATIONS W/ OWNER)
	FLUORESCENT LIGHT
	SMOKE DETECTOR
	SWITCH
	THREE WAY SWITCH
	FOUR WAY SWITCH
	DIMMER SWITCH
	PILOT SWITCH
	TELEPHONE OUTLET (VERIFY LOCATIONS W/ OWNER)
	TELEVISION OUTLET (VERIFY LOCATIONS W/ OWNER)
	WALL MOUNTED LIGHT FIXTURE
	DOORBELL BUTTON
	THERMOSTAT (VERIFY LOCATIONS)
	CEILING EXHAUST FAN
	CEILING FAN W/ LIGHT
	CEILING EXHAUST FAN W/ LIGHT
	WALL SCONCE

ELECTRICAL CONTRACTOR TO VERIFY ALL EXISTING SITE CONDITIONS & MAKE ANY NECESSARY ADJUSTMENTS.

SMALLEST WIRE SIZE TO BE 12-2.

ALL WORK SHALL COMPLY WITH THE NATIONAL ELECTRIC CODE & ANY OTHER APPLICABLE REGULATIONS OR CODES, AT THE SITE.

ALL SMOKE DETECTORS TO BE HARD-WIRED TOGETHER WITH BATTERY BACKUP.

CONTRACTOR TO LOCATE PHONE, CABLE, ETC. AS PER OWNER'S SPECIFICATIONS.




REVISIONS		
No.	Description	Date

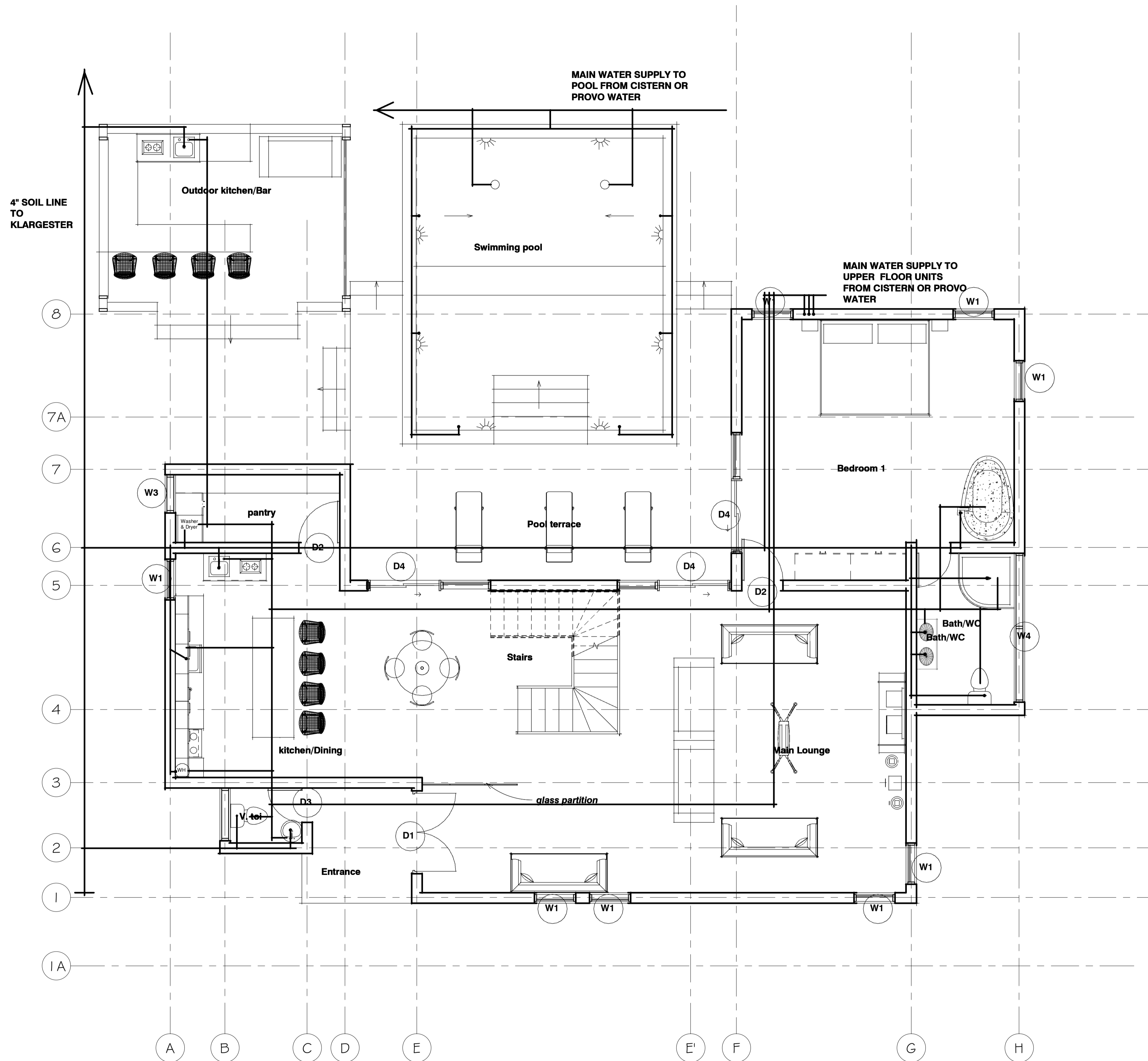
Consultant
Address
Phone
Fax
e-mail
Consultant
Address
Phone
Fax
e-mail

DAMEKO CANEZ DEAN
51100/437
NORTH CAICOS, TURKS AND CAICOS ISLANDS
ELECTRICAL PLAN

Providenciales
Turks & Caicos Islands B.W.I.
Cell: (649) 246-2583
dameko.dean@gmail.com
Facebook: Conceptual Arch.&Des.



Drawn by: DAMEKO DEAN
Checked by: DAMEKO DEAN
Date: 11 October, 2020
Scale: 1/4" = 1'-0"
Sheet Number
Project number:



1 GROUND FLOOR PLUMBING PLAN
1/4" = 1'-0"



REVISIONS		
No.	Description	Date

Consultant
Address
Phone
Fax
e-mail
Consultant
Address
Phone
Fax
e-mail

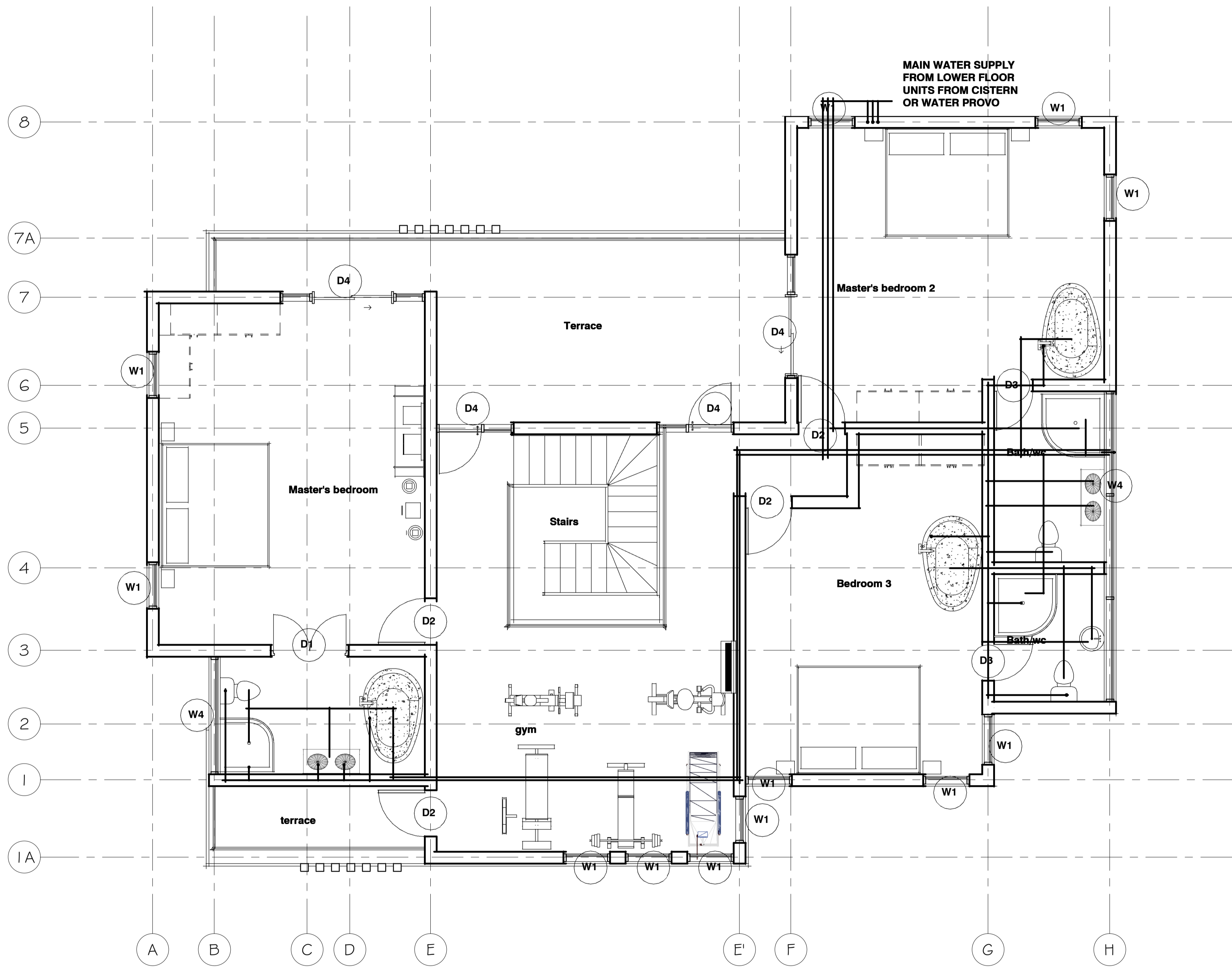
DAMEKO CANEZ DEAN
51100/437
NORTH CAICOS, TURKS AND CAICOS ISLANDS
PLUMBING PLANS

Providenciales
Turks & Caicos Islands B.W.I.
Cell: (649) 246-2553
Cell: (649) 322-4272
Email: info@conceptualarch.com
Facebook: Conceptual Arch & Design



Drawn by: DAMEKO DEAN
Checked by: DAMEKO DEAN
Date: 11 October, 2020
Scale: 1/4" = 1'-0"
Sheet Number
12
Project number:

The design, ideas, arrangements, and plans shown on this drawing are owned by and the property of Conceptual Architecture & Design. None of such ideas, designs, arrangements, or plans shall be used by or disclosed to any person, firm or corporation for any purpose without the written permission of Conceptual Architecture & Design. Written dimensions on the drawing shall take precedence over scaled dimensions. Contractors shall verify and be responsible for all dimensions and conditions on the job and this office must be notified of any variations from the original drawings and specifications.




1 UPPER FLOOR PLUMBING
PLAN
1/4" = 1'-0"

REVISIONS		
No.	Description	Date

Consultant
Address
Phone
Fax
e-mail
Consultant
Address
Phone
Fax
e-mail

DAMEKO CANEZ DEAN
51100/437
NORTH CAICOS, TURKS AND CAICOS ISLANDS
PLUMBING PLAN

Providenciales
Turks & Caicos Islands B.W.I.
Cell: (649) 246-2583
Fax: (649) 342-4272
Email: info@dameko.com
Facebook: Conceptual Arch.&Des.



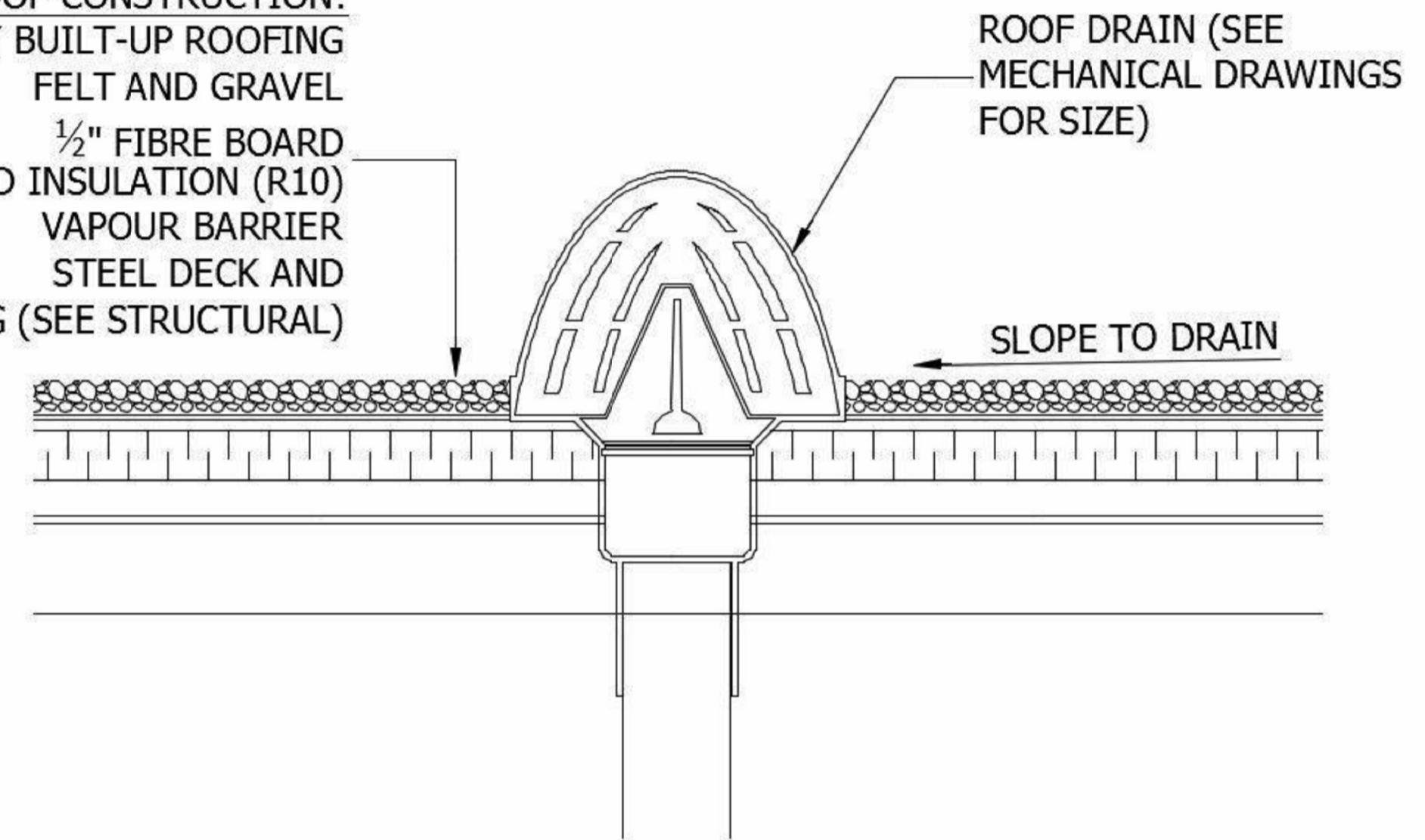
Drawn by: DAMEKO DEAN
Checked by: DAMEKO DEAN
Date: 11 October, 2020
Scale: 1/4" = 1'-0"
Sheet Number
13
Project number:

The design, ideas, arrangements, and plans shown on this drawing are owned by and the property of Conceptual Architecture & Design. None of such ideas, designs, arrangements, or plans shall be used by or disclosed to any person, firm or corporation for any purpose without the written permission of Conceptual Architecture & Design. Written dimensions on the drawing shall take precedence over scaled dimensions. Consultants shall verify and be responsible for all dimensions and conditions on the job and this office must be notified of any variations from the original drawings and specifications.

DOOR & WINDOW SCHEDULES

WINDOW TYPE W1	WINDOW TYPE W2	DOOR TYPE D2	DOOR TYPE D1
ANODIZED ALUMINIUM CASEMENT WINDOW WITH SINGLE PANEL	ANODIZED ALUMINIUM CASEMENT CURTAIN WALL	Single Leaf Imported Israeli's steel internal door installed with mortise lock & Architrave on both sides	One Fixed, One Swing Leaf Imported Israeli's steel internal door installed with mortise lock & Architrave on both sides
No(s) 15	No(s) 4	No(s) 18	No(s) 1
WINDOW TYPE W3	WINDOW TYPE W4	DOOR TYPE D3	DOOR TYPE D4
ANODIZED ALUMINIUM CASEMENT WINDOW WITH SINGLE PANEL	ANODIZED ALUMINIUM CASEMENT CURTAIN WALL	Single Leaf Imported Israeli's steel internal door installed with mortise lock & Architrave on both sides	One Fixed, Sliding Leaf Imported Israeli's steel internal door installed with mortise lock & Architrave on both sides
No(s) 2	No(s) 2	No(s) 1	No(s) 6

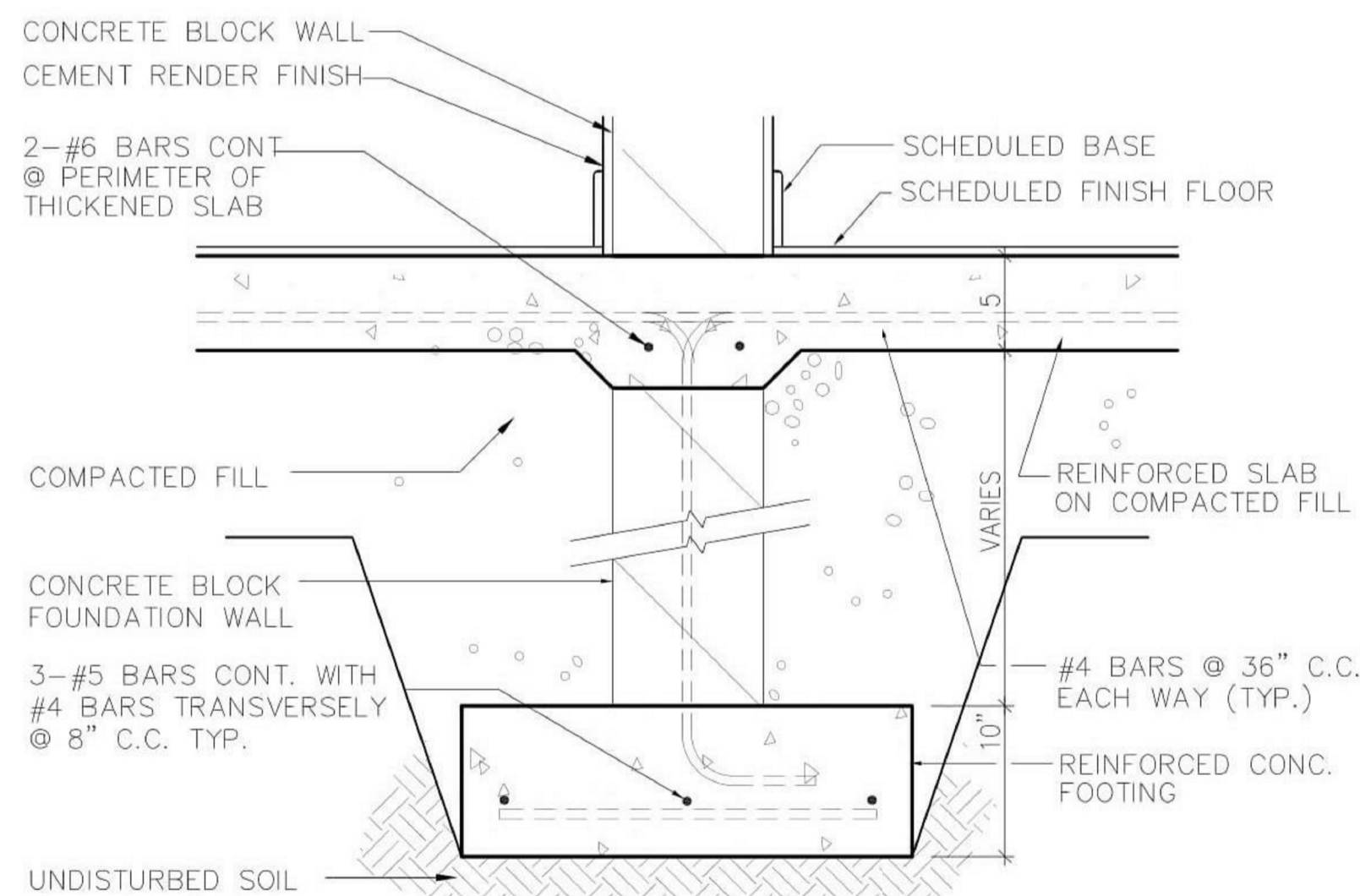
TYPICAL ROOF CONSTRUCTION:
 4 PLY BUILT-UP ROOFING
 FELT AND GRAVEL
 1/2" FIBRE BOARD
 RIGID INSULATION (R10)
 VAPOUR BARRIER
 STEEL DECK AND FRAMING (SEE STRUCTURAL)



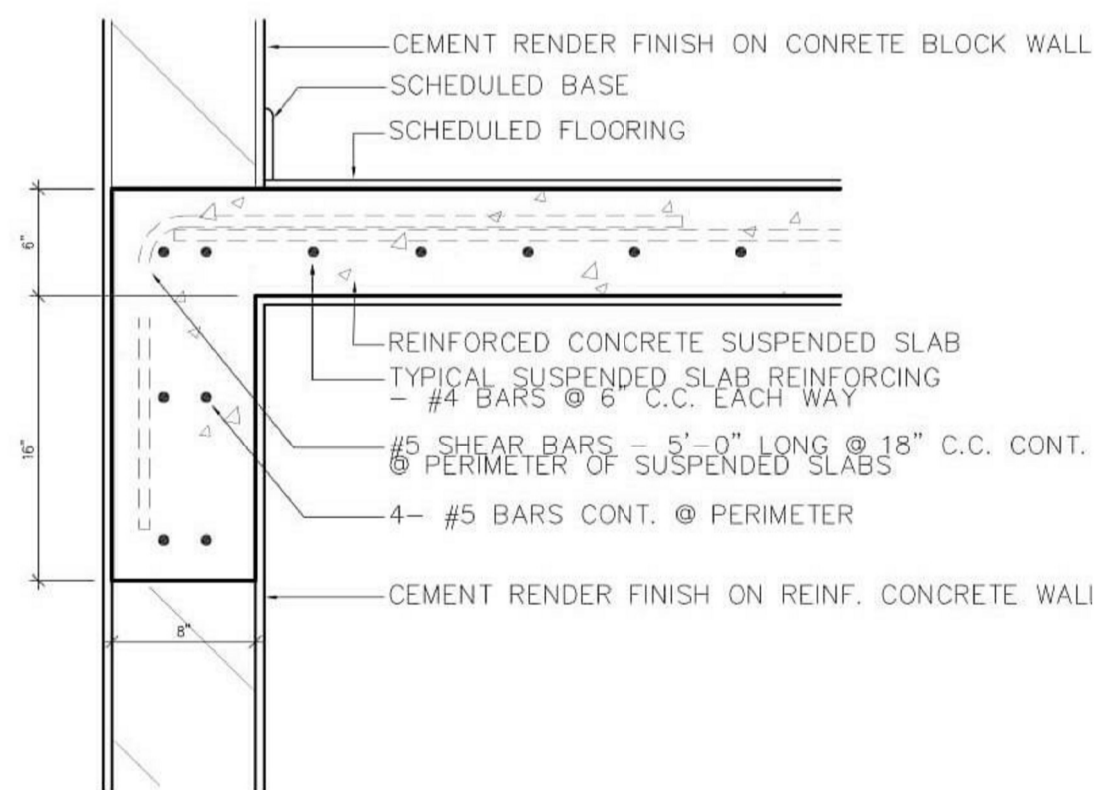
ROOF DRAIN DETAIL

1" = 1'-0"

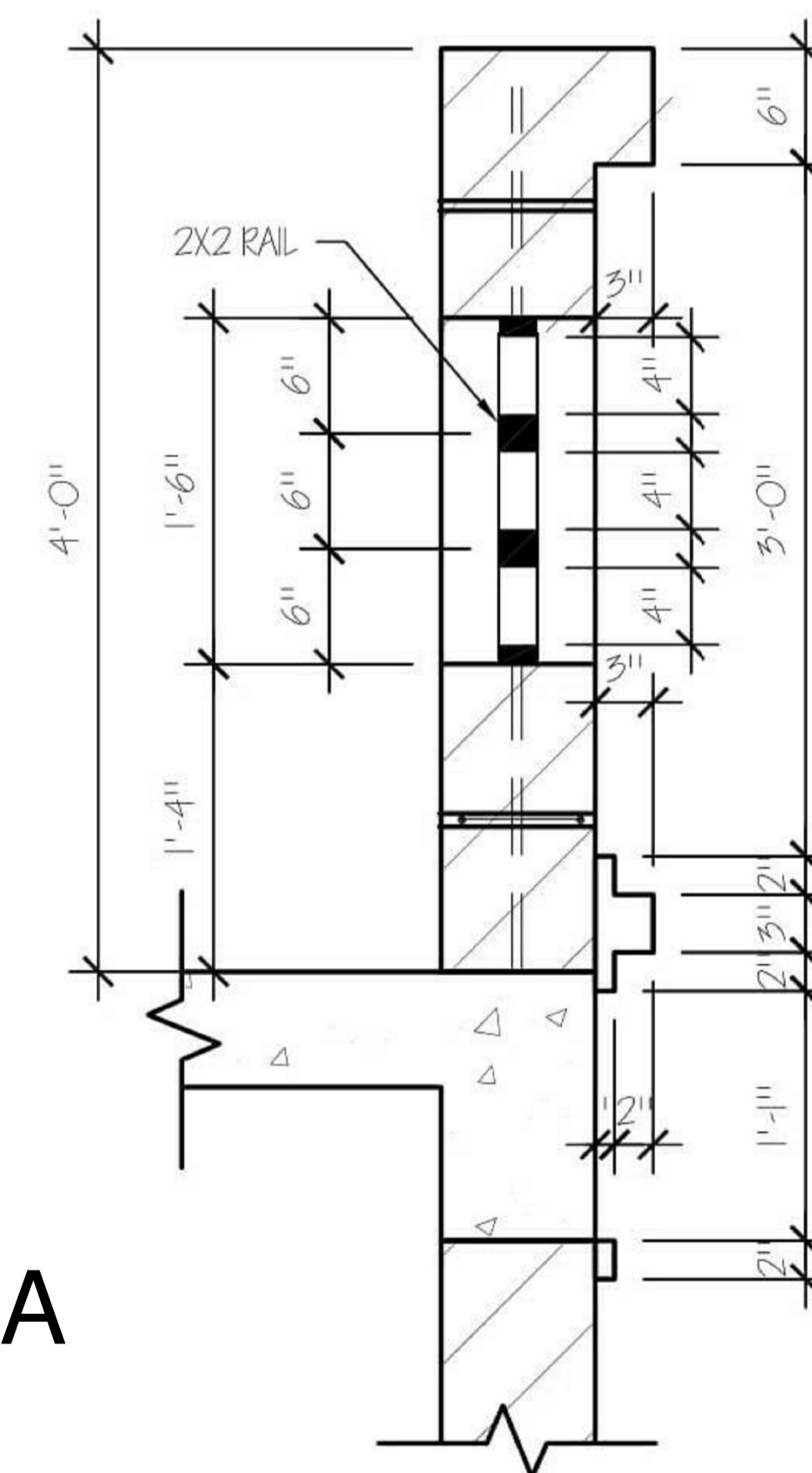
DET. D



DET. B



DET. C



DET. A




REVISIONS		
No.	Description	Date

Consultant
 Address
 Phone
 Fax
 e-mail
 Consultant
 Address
 Phone
 Fax
 e-mail

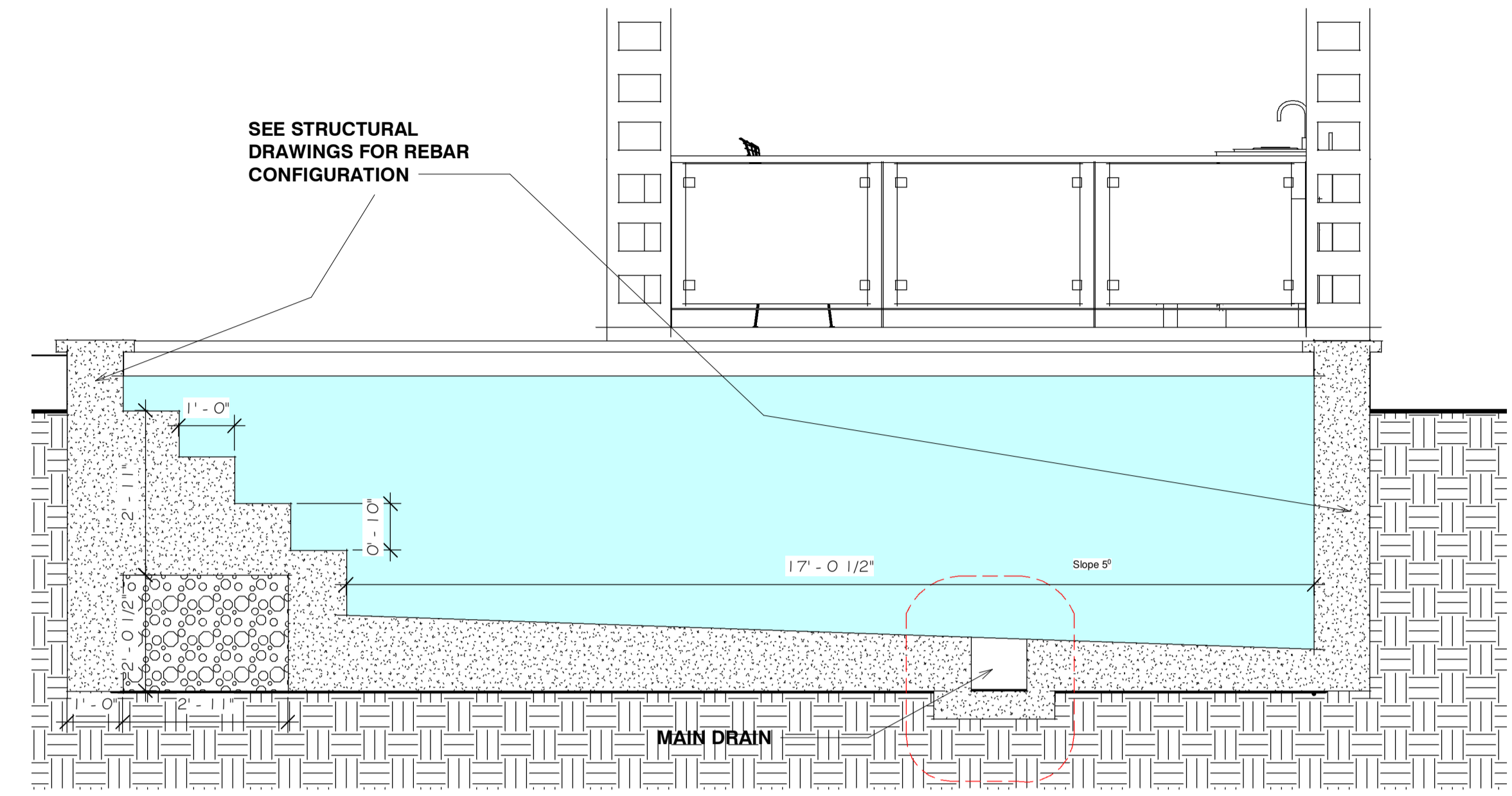
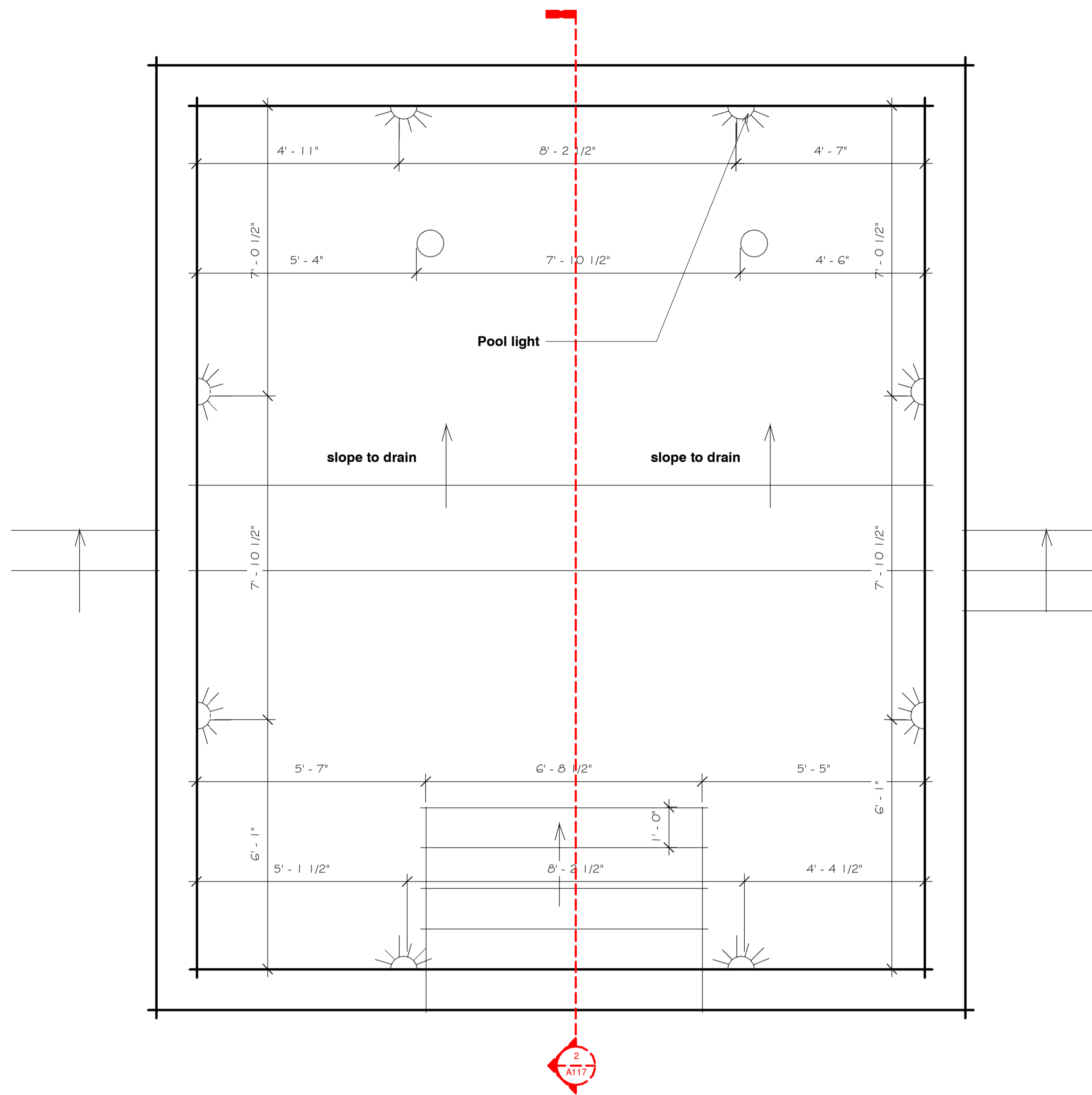
DAMEKO CANEZ DEAN
 51100/437
 NORTH CAICOS, TURKS AND CAICOS ISLANDS
 DETAILS

Providenciales
 Turks & Caicos Islands B.W.I.
 Cell: (649) 246-2583
 Cell: (649) 242-4272
 Email: info@conceptualarchitect.com
 Facebook: Conceptual Arch.&Des

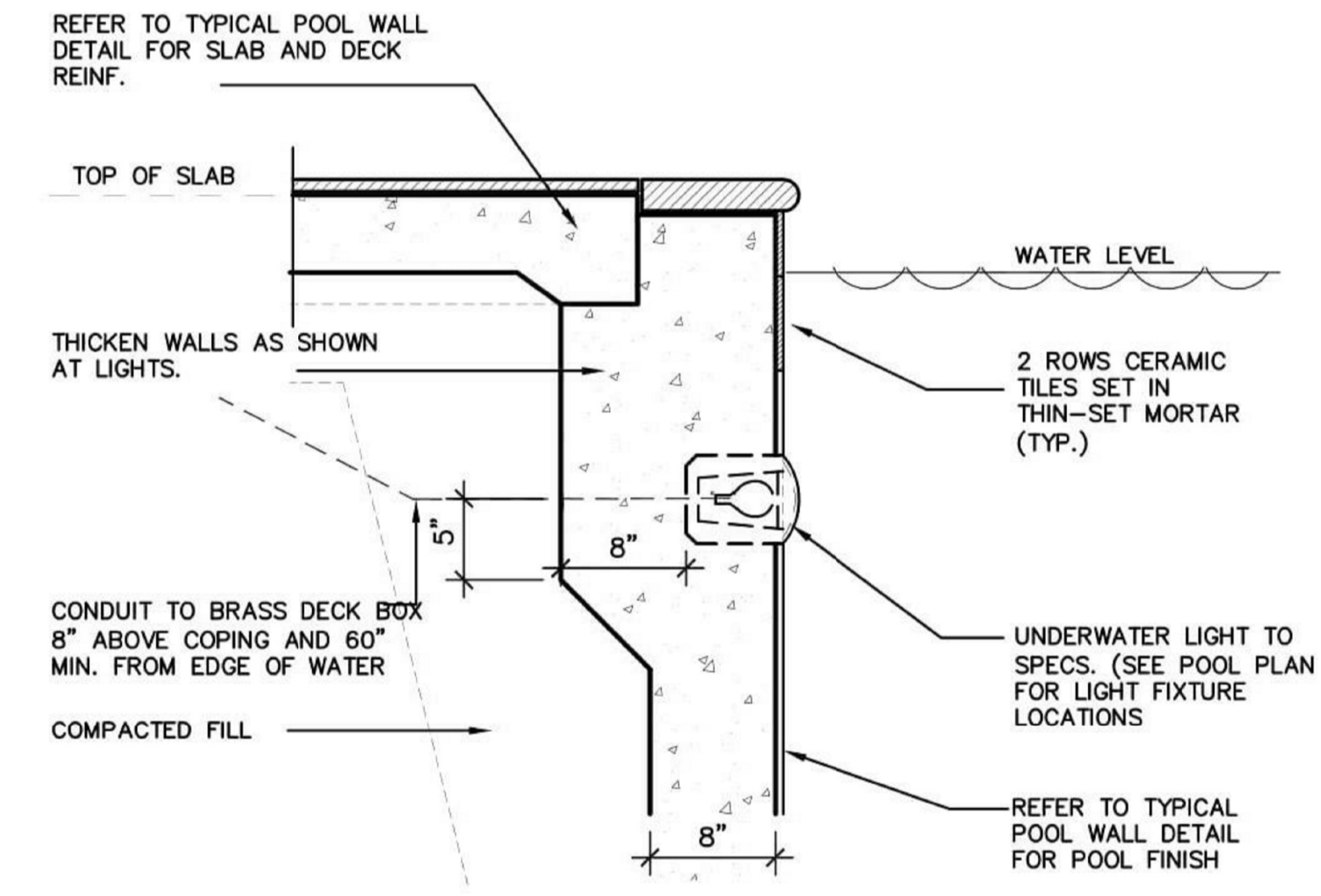


Drawn by DAMEKO DEAN
 Checked by DAMEKO DEAN
 Date: 11 October, 2020
 Scale: 1/4" = 1'-0"
 Sheet Number
14
 Project number

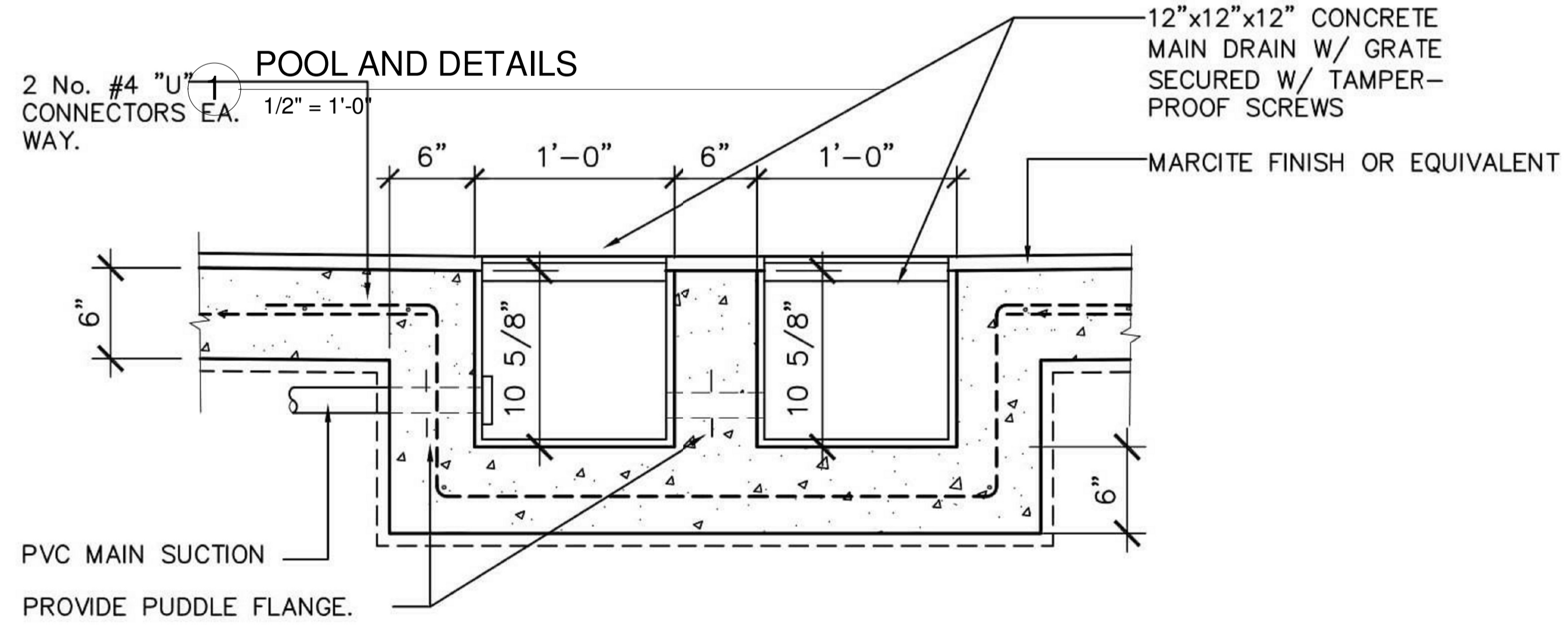
The design, ideas, arrangements, and plans shown on the drawing are created by and the property of Conceptual Architectural Design. None of such ideas, designs, arrangements, or plans shall be used by or disclosed to any person, firm or corporation for any purpose without the written permission of Conceptual Architectural Design. Written dimensions on the drawing shall take precedence over scaled dimensions. Contractors shall verify and be responsible for all dimensions and conditions on the job and the office must be notified of any variations from the drawing.



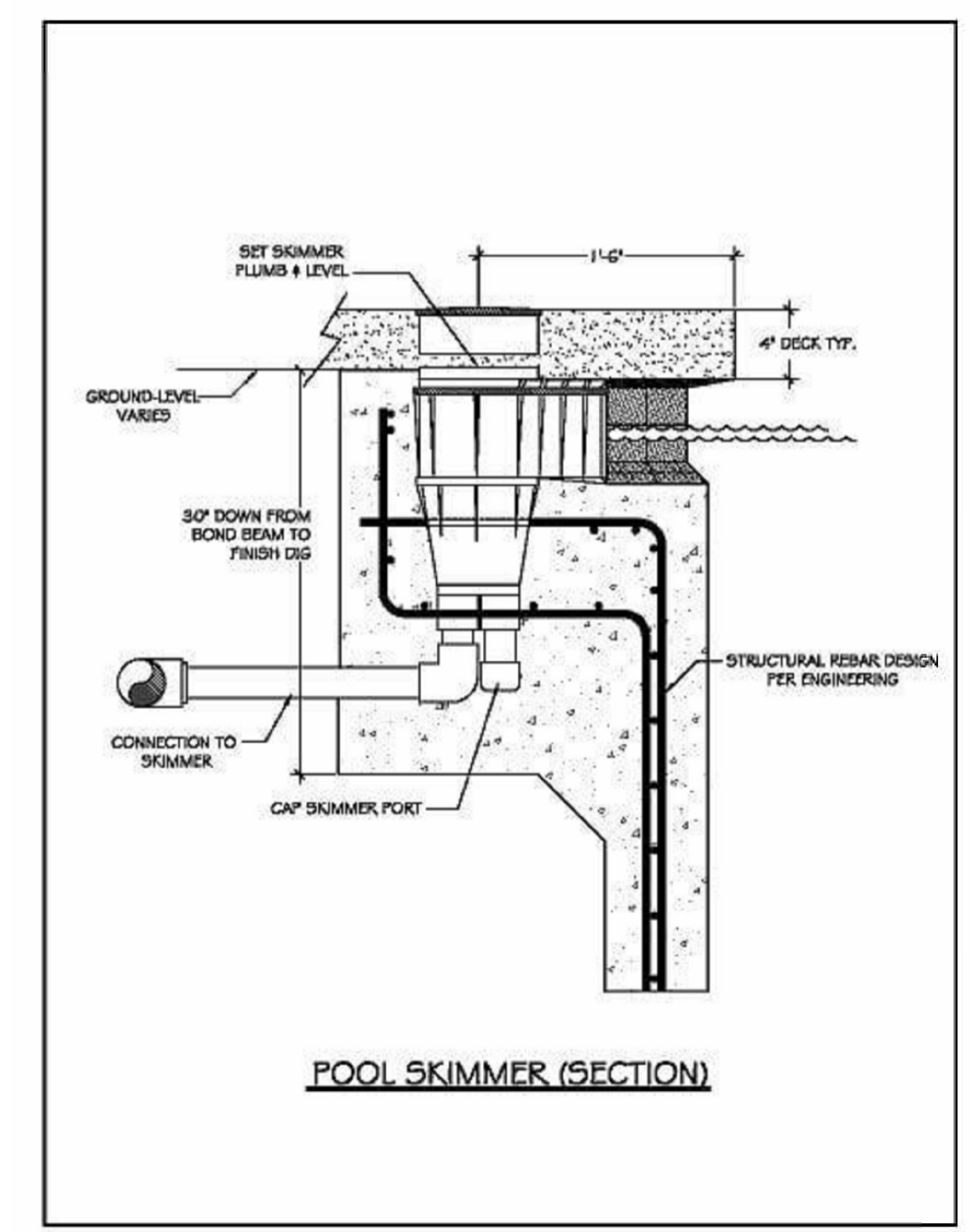
2 LONGITUDINAL SECTION
1/2" = 1'-0"



TYP. POOL LIGHT DETAIL
3/4" = 1'-0"



7 TYP. MAIN DRAIN DETAIL
1" = 1'-0"




POOL SKIMMER (SECTION)

REVISIONS		
No.	Description	Date

Consultant
Address
Phone
Fax
e-mail
Consultant
Address
Phone
Fax
e-mail

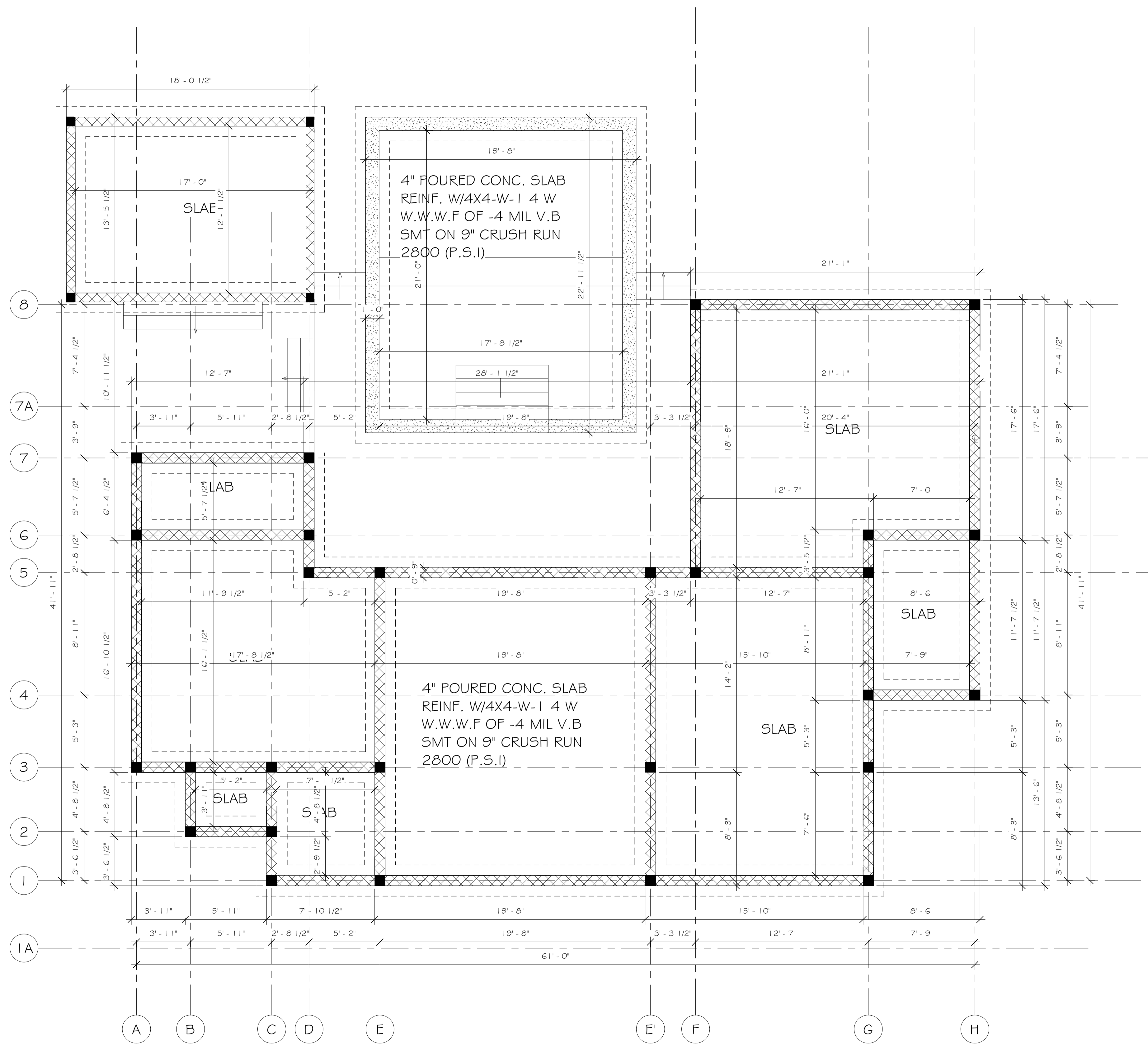
DAMEKO CANEZ DEAN
51100/437
NORTH CAICOS, TURKS AND CAICOS ISLANDS
POOL LAYOUT AND DETAILS

Providenciales
Turks & Caicos Islands B.W.I.
Cell: (649) 246-2583
dameko.dean@gmail.com
Facebook: Conceptual Arch & Des.




Drawn by: DAMEKO DEAN
Checked by: DAMEKO DEAN
Date: 11 October, 2020
Scale:
Sheet Number
15
Project number:

The design, ideas, arrangements, and plans shown on this drawing are owned by and the property of Conceptual Architecture & Design. None of such ideas, designs, arrangements, or plans shall be used by or distributed to any person, firm or corporation for any purpose without the written permission of Conceptual Architecture & Design. Written dimensions on the drawing shall take precedence over scaled dimensions. Contractors shall verify and be responsible for all dimensions and conditions on the job and this office must be notified of any variations from the dimensions and conditions indicated.



- ### FOUNDATION NOTES:
1. OWNER SHALL HAVE ALL FOOTING SIZES VERIFIED BY A LICENSED STRUCTURAL ENGINEER, BASED ON SOILS ANALYSIS AT SITE, PRIOR TO CONSTRUCTION.
 2. FOUNDATION SHALL COMPLY WITH ALL APPLICABLE CODES AT SITE.
 3. CONTRACTOR SHALL VERIFY ALL SITE CONDITIONS WITH FOUNDATION PLAN AND MAKE NECESSARY ADJUSTMENTS.
 4. CONTRACTOR SHALL VERIFY ALL DIMENSIONS AT SITE.
 5. CONTRACTOR SHALL BE RESPONSIBLE FOR PROVIDING PROPER DRAINAGE AT SITE.
 6. GLUE ALL STUR-DI-FLOOR PLYWOOD TO FLOOR FRAMING AND NAIL SECURELY W/ RING-SHANK NAILS.
 7. ALL FOUNDATION DETAILS ARE TYPICAL. SOME VARIATIONS MAY OCCUR. CONTRACTOR TO MAKE NECESSARY ADJUSTMENTS AT SITE.

1 FOUNDATION PLAN
1/4" = 1'-0"




REVISIONS		
No.	Description	Date

Consultant
Address
Phone
Fax
e-mail
Consultant
Address
Phone
Fax
e-mail

DAMEKO CANEZ DEAN
51100/437
NORTH CAICOS, TURKS AND CAICOS ISLANDS
FOUNDATION PLAN

Provinciales
Turks & Caicos Islands B.W.I.
Cell: (649) 246-2853
Cell: (649) 342-2274
Facebook: Conceptual Arch.&Des



Drawn by DAMEKO DEAN
Checked by DAMEKO DEAN
Date: 11 October, 2020
Scale: 1/4" = 1'-0"
Sheet Number
16
Project number:

The design, ideas, arrangements, and plans shown on this drawing are owned by and the property of Conceptual Architecture & Design. None of such ideas, designs, arrangements, or plans shall be used by or disclosed to any person, firm or corporation for any purpose without the prior written consent of Conceptual Architecture & Design. Writers dimensions on this drawing shall take precedence over scaled dimensions. Contractors shall verify and be responsible for all dimensions and conditions on the job and the officer must be notified of any variations from the drawing.