

PROJECT:


PROPOSED HOUSE GYMNASIUM DEVELOPMENT



LOCATION:

**CHALK SOUND
PROVIDENCIALES**

ARCHITECT:



Providenciales
Turks & Caicos Islands ,B.W.I.
Cell: (649) 246-2583
Cell: (649) 342-4272
dameko.dean@gmail.com
Facebook: Conceptual Arch.&Des.

The design, ideas, arrangements, and plans shown on this drawing are owned by and the property of Conceptual Architecture & Design. None of such ideas, designs, arrangements, or plans shall be used by or disclosed to any person, firm or corporation for any purpose without the written permission of Conceptual Architecture & Design. Written dimensions on the drawing shall take precedence over scaled dimensions. Contractors shall verify and be responsible for all dimensions and conditions on the job and this office must be notified of any variations from the dimensions and conditions indicated.




REVISIONS		
No.	Description	Date

Consultant
Address
Address
Phone
Fax
e-mail
Consultant
Address
Address
Phone
Fax
e-mail

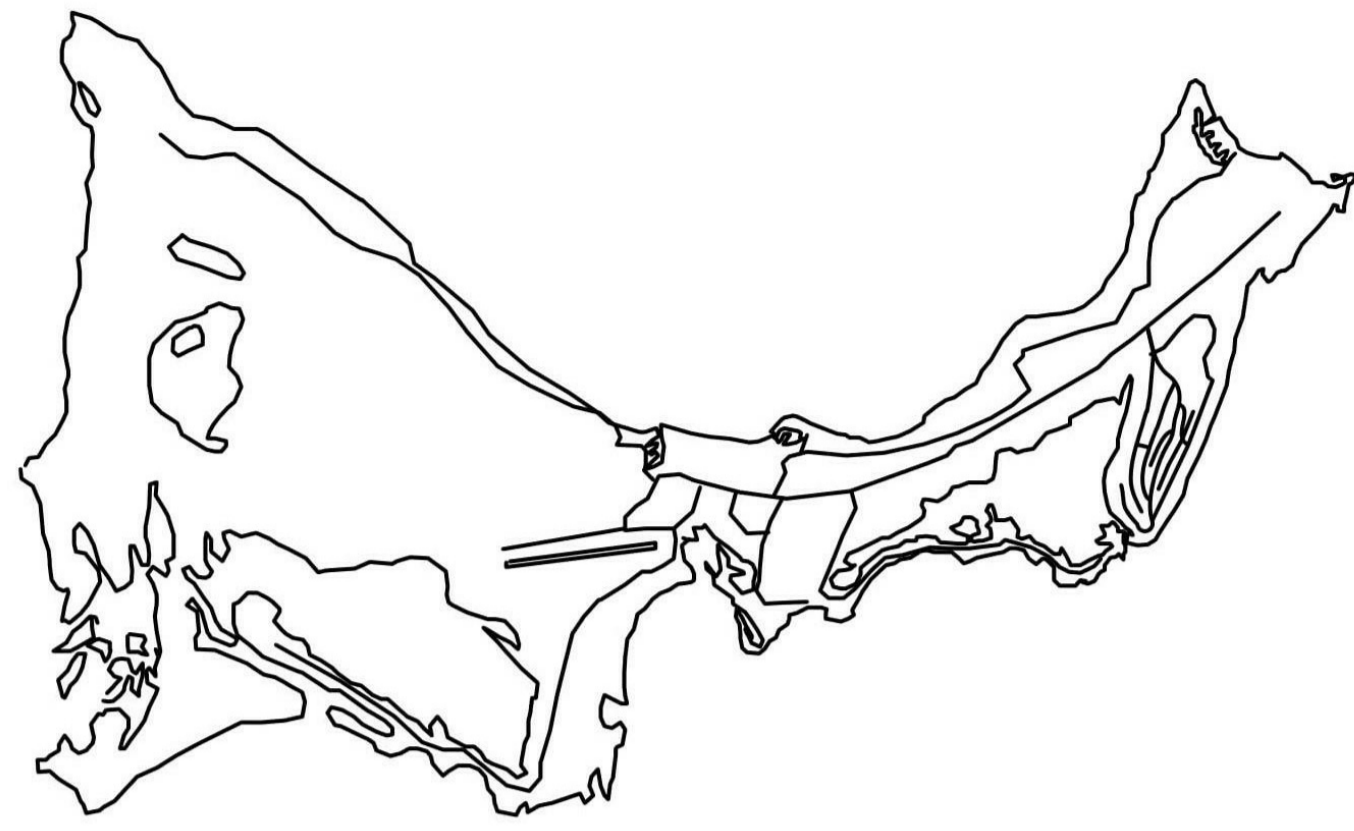
DAMEKO DEAN
CHALK SOUND, PROVIDENCIALES 60400/249
VISUALIZATIONS

Providenciales
Turks & Caicos Islands B.W.I.
Cell: (649) 246-2583
Cell: (649) 342-4272
Facebook: Conceptual Arch & Des

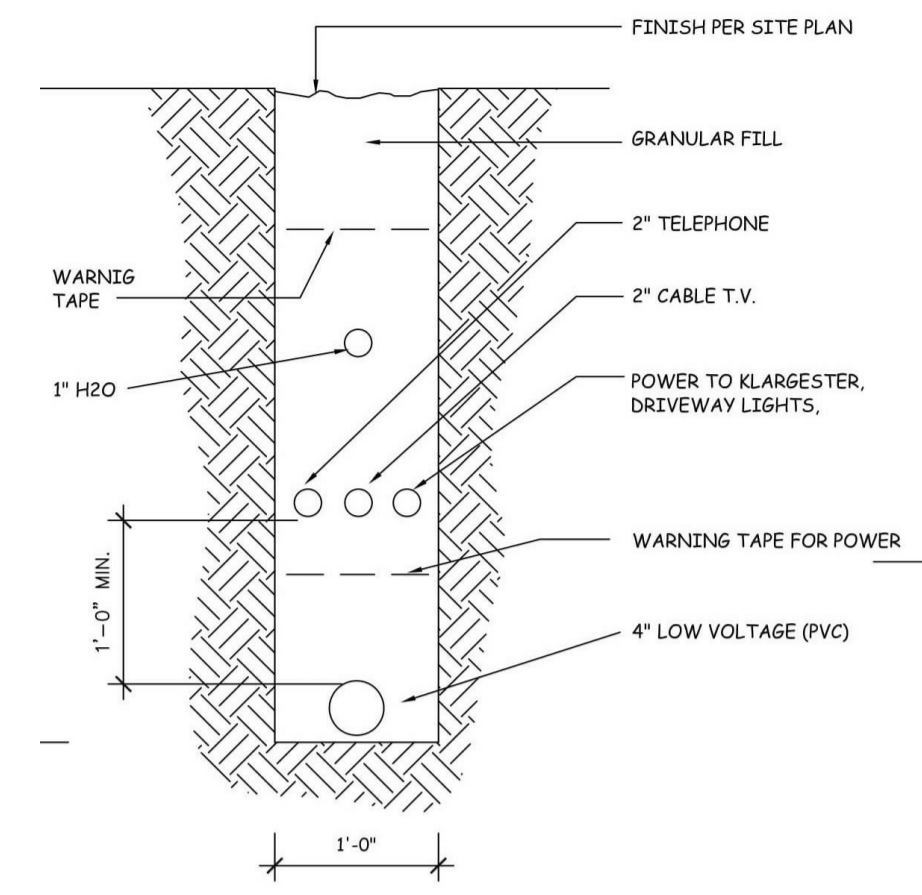
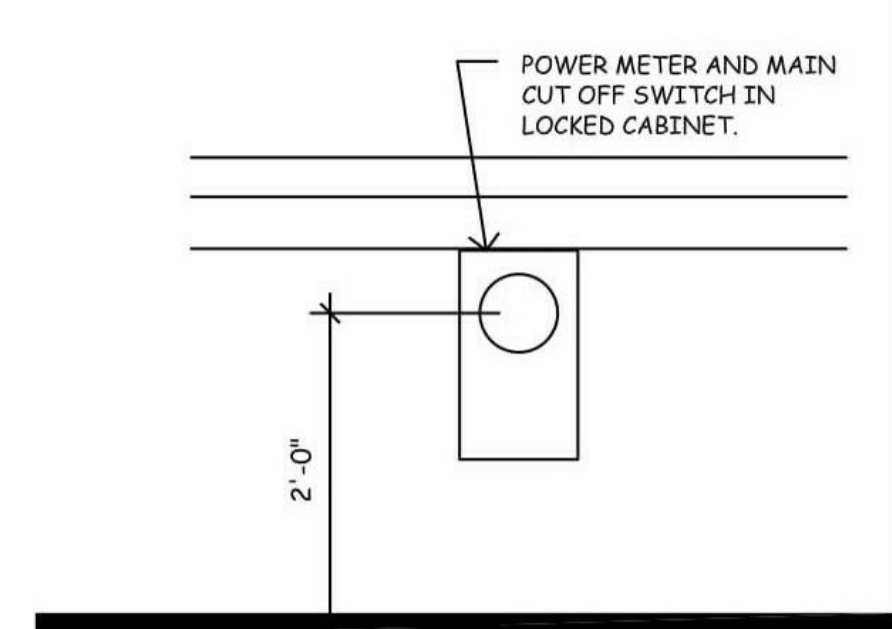
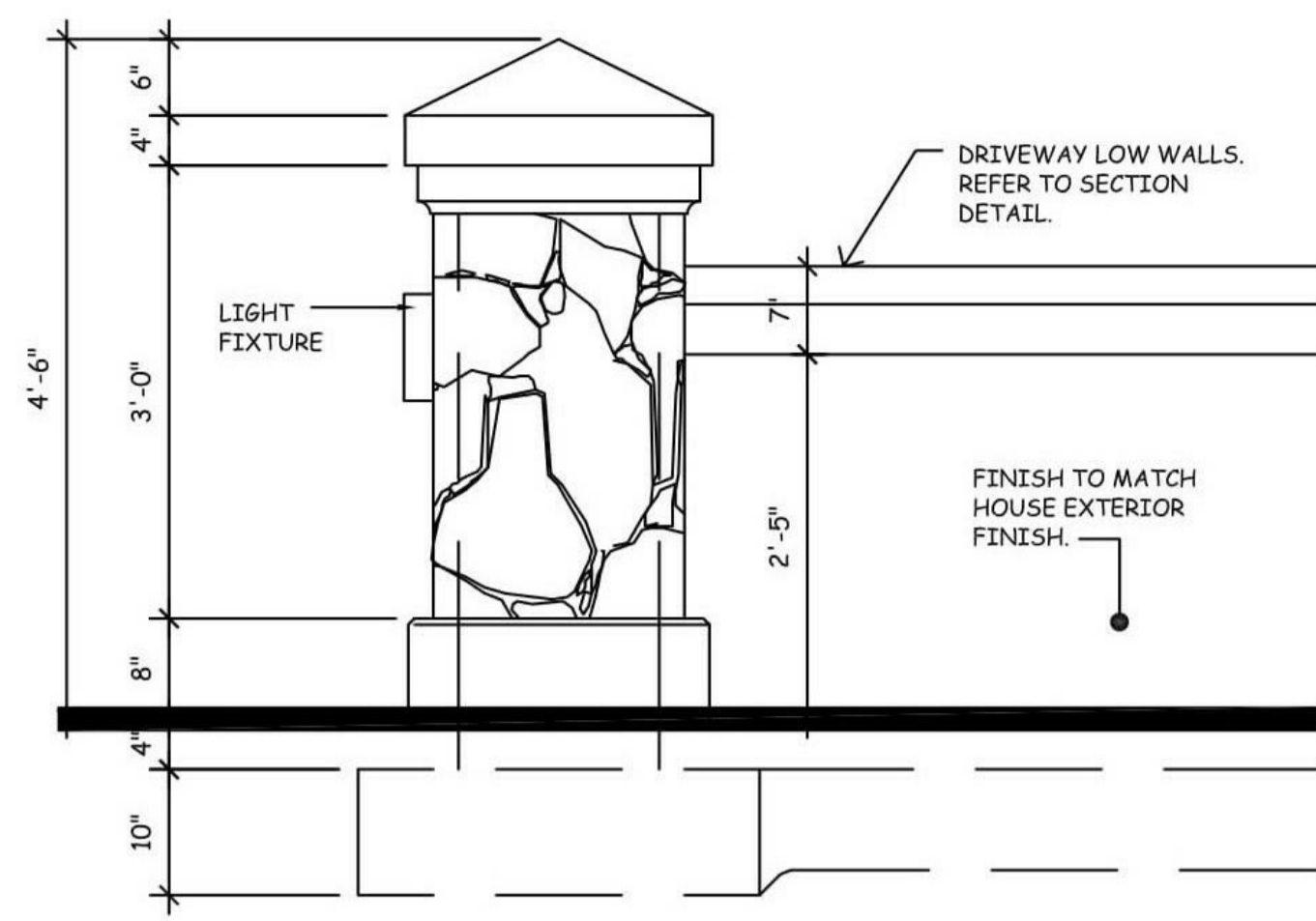


Drawn by: DAMEKO DEAN
Checked by: DAMEKO DEAN
Date: 02 September, 202
Scale: 1/8" = 1'-0"
Sheet Number
01
Project number:

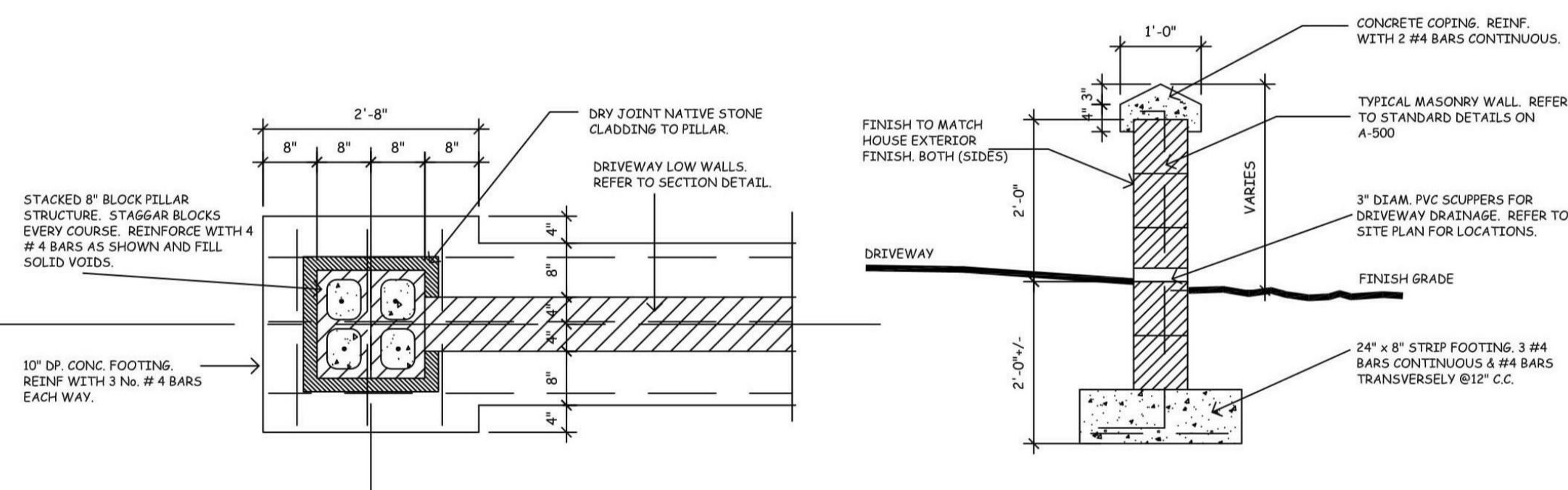
The design, ideas, arrangements, and plans shown on this drawing are owned by and the property of Conceptual Architecture & Design. None of such ideas, designs, arrangements, or plans shall be used for or disclosed to any person, firm or corporation for any purpose without the written permission of Conceptual Architecture & Design. Within dimensions on the drawing shall take precedence over stated dimensions. Contractors shall verify and be responsible for all dimensions and conditions on the job and the office must be notified of any variations from the drawings and conditions on the job.



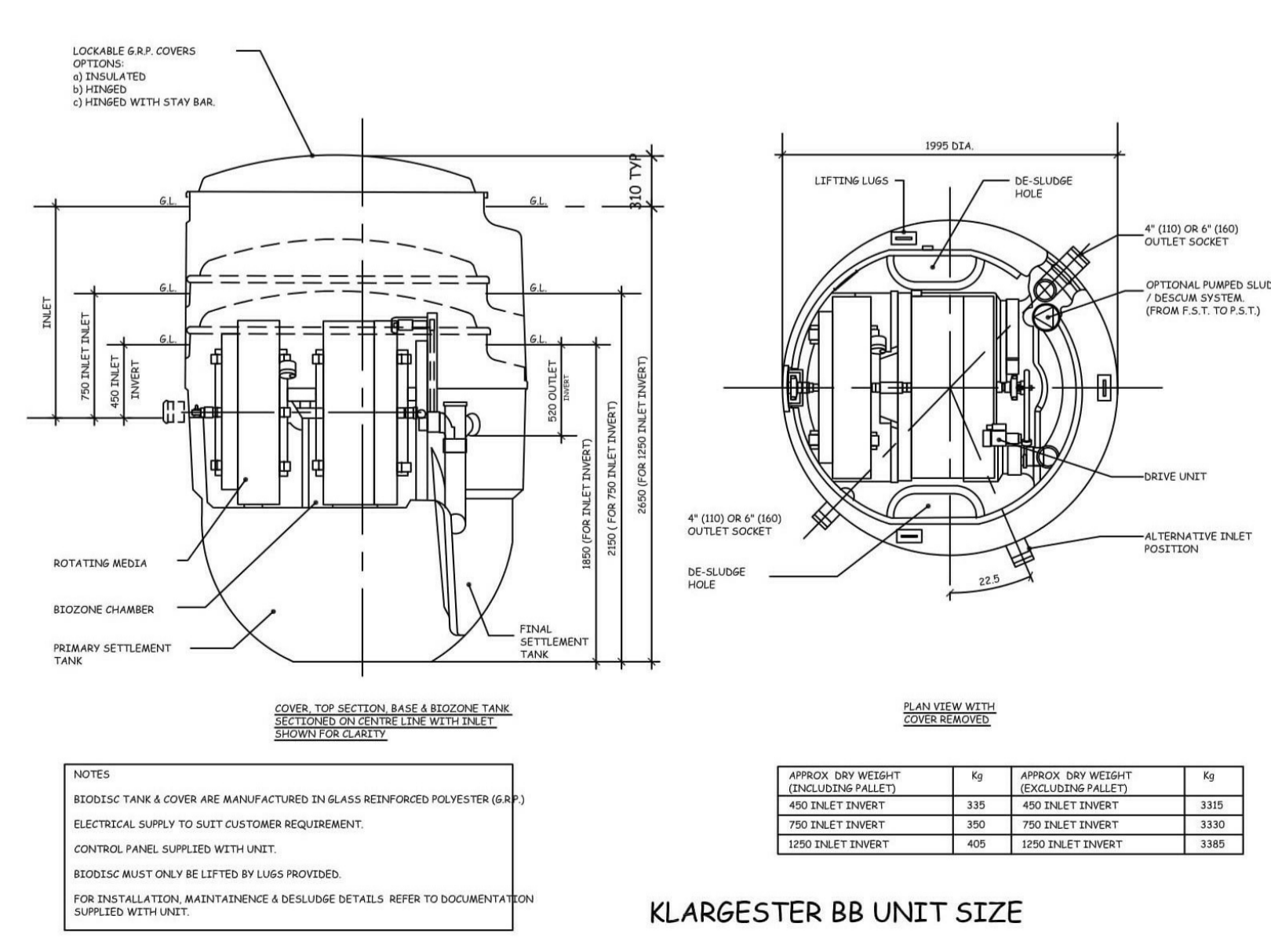
A MAP OF PROVO



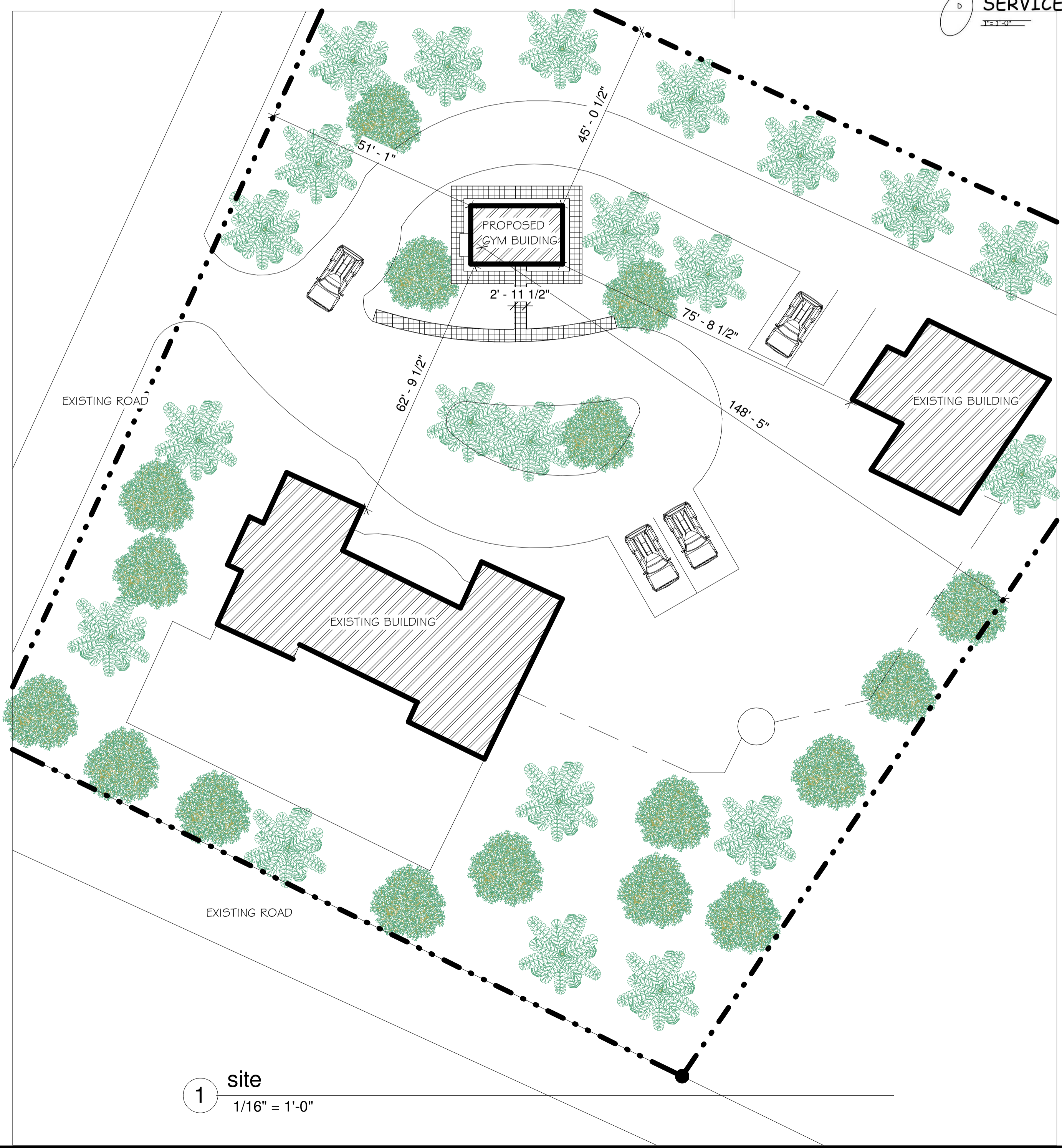
b SERVICE TRENCH DETAIL



c ENTRY COLUMN DETAIL
3/4" = 1'-0"



KLARGESTER BB UNIT SIZE



1 site
1/16" = 1'-0"



REVISIONS		
No.	Description	Date

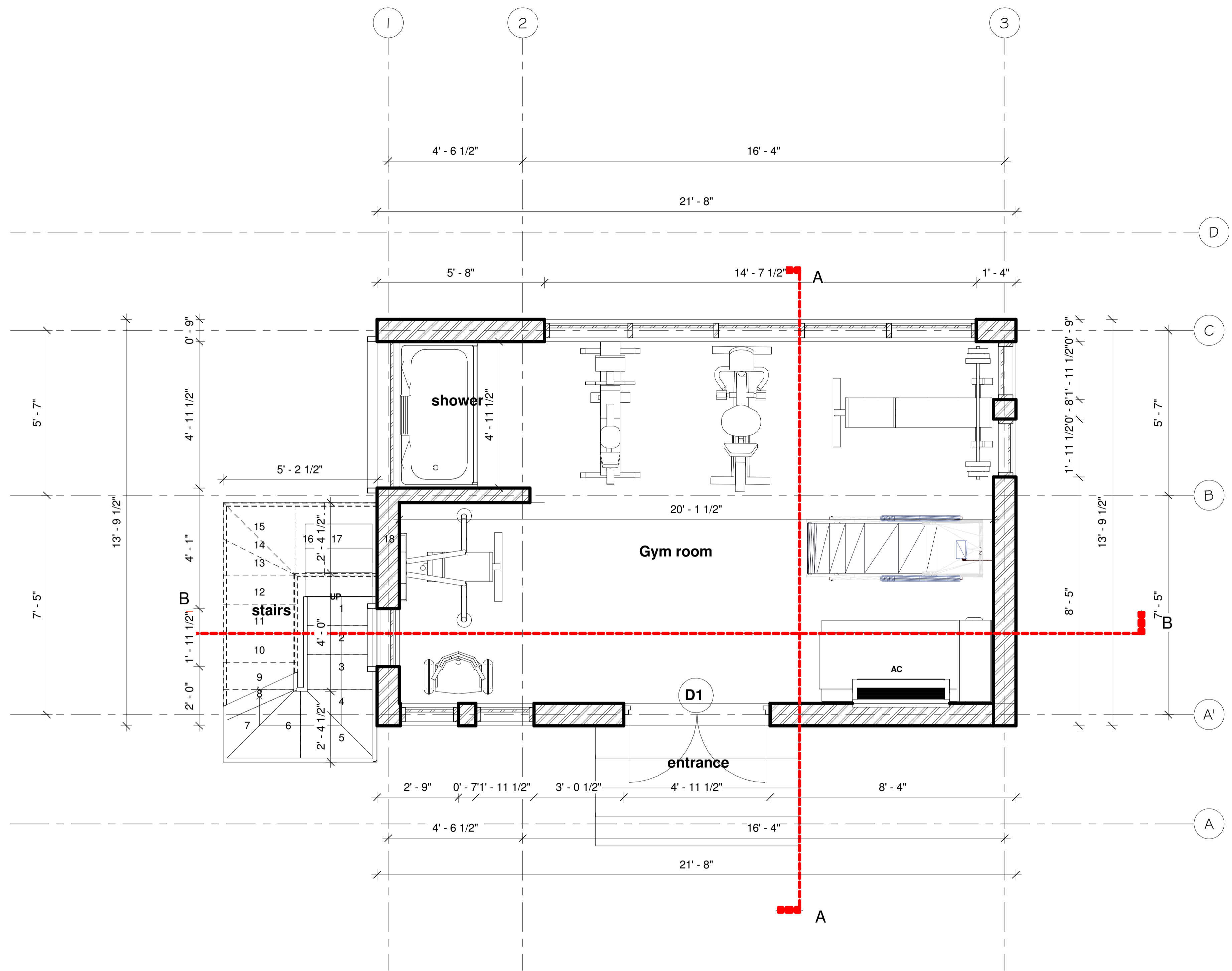
Consultant
Address
Phone
Fax
e-mail
Consultant
Address
Phone
Fax
e-mail

DAMEKO DEAN
CHALK SOUND, PROVIDENCIALES 60400/249
SITE PLAN

Providenciales
Turks & Caicos Islands, B.W.I.
Cell: (649) 246-2853
Cell: (649) 346-2272
Facebook: Conceptual Arch. & Des.

Drawn by DAMEKO DEAN
Checked by DAMEKO DEAN
Date: 02 September, 2021
Scale: 1/8" = 1'-0"
Sheet Number
02
Project number:

The design, ideas, arrangements, and plans shown on this drawing are owned by and the property of Conceptual Architecture & Design. None of such ideas, designs, arrangements, or plans shall be used by or disclosed to any person, firm or corporation for any purpose without the written consent of Conceptual Architecture & Design. Writers dimensions on this drawing shall take precedence over scaled dimensions. Consultants shall verify and be responsible for all dimensions and conditions on the job and the office must be notified of any variations from the design.




1 GROUND FLOOR PLAN
1/2" = 1'-0"

REVISIONS		
No.	Description	Date

Consultant
Address
Address
Phone
Fax
e-mail
Consultant
Address
Address
Phone
Fax
e-mail

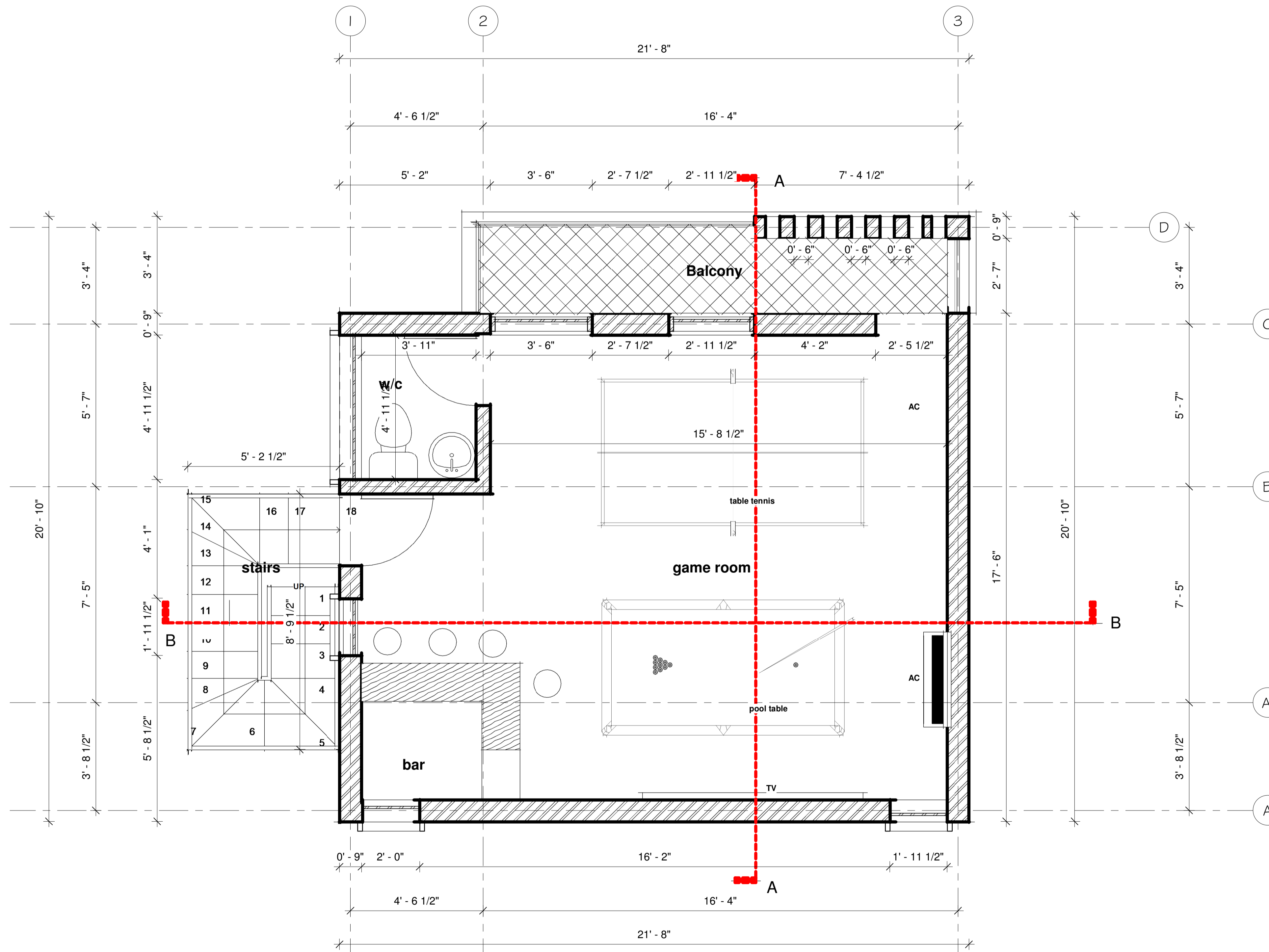
DAMEKO DEAN
CHALK SOUND, PROVIDENCIALES 60400/249
FLOOR PLANS

Providenciales
Turks & Caicos Islands B.W.I.
Cell: (649) 246-2583
Fax: (649) 246-2583
dameko.dean@gmail.com
Facebook: Conceptual Arch & Design



Drawn by: DAMEKO DEAN
Checked by: DAMEKO DEAN
Date: 02 September, 2022
Scale: 1/8" = 1'-0"
Sheet Number
03
Project number:

The design, ideas, arrangements, and plans shown on this drawing are owned by and the property of Conceptual Architecture & Design. No part of this drawing may be reproduced, stored in a retrieval system, or transmitted in any form or by any means, electronic, mechanical, photocopying, recording, or by any information storage and retrieval system, without the prior written permission of Conceptual Architecture & Design. Contractors shall verify and be responsible for all dimensions and conditions on the job and the office must be notified of any variations from the dimensions and conditions indicated.



1 UPPER FLOOR PLAN
 1/2" = 1'-0"




REVISIONS		
No.	Description	Date

Consultant
 Address
 Address
 Phone
 Fax
 e-mail
 Consultant
 Address
 Address
 Phone
 Fax
 e-mail

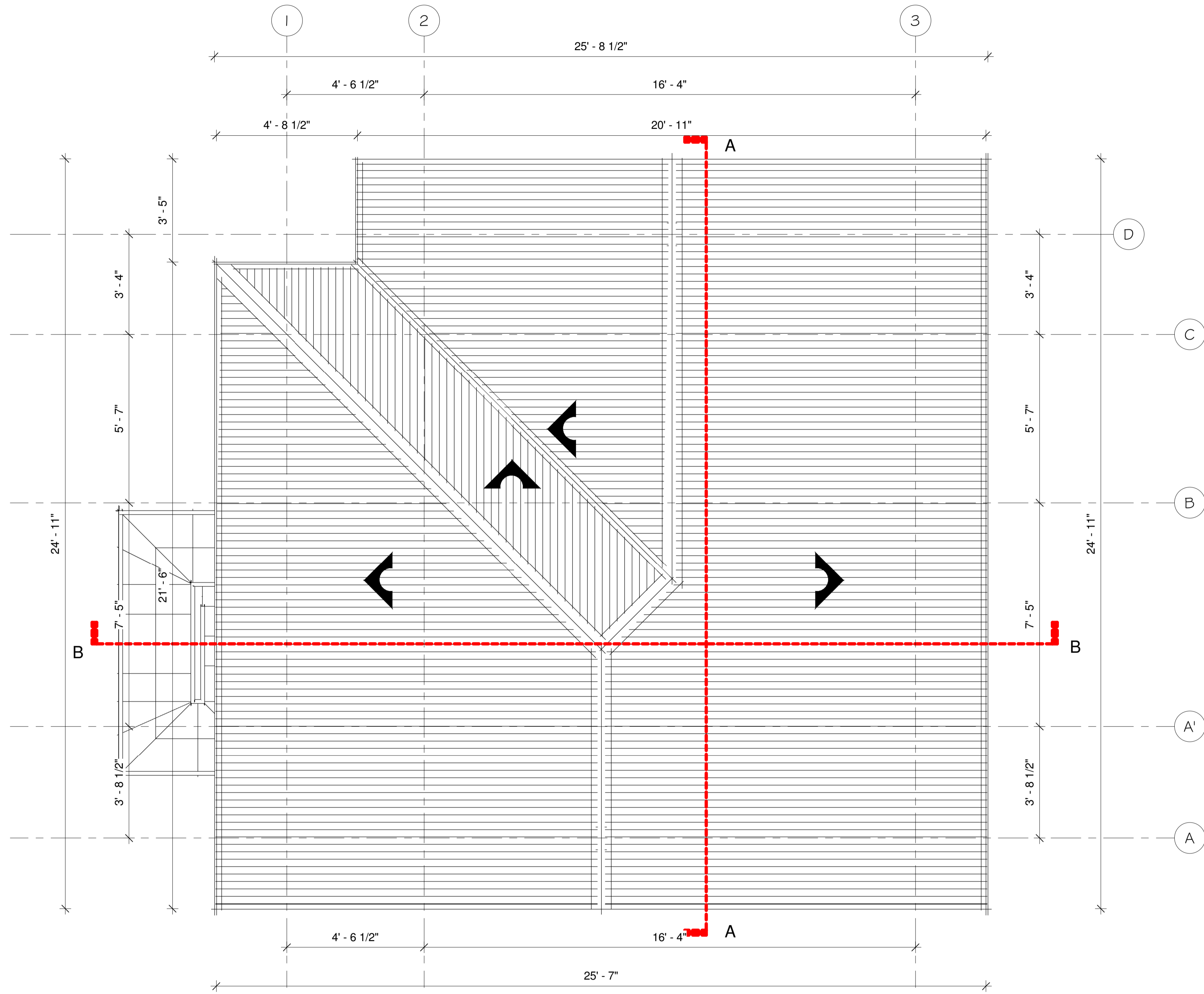
DAMEKO DEAN
 CHALK SOUND, PROVIDENCIALES 60400/249
 FLOOR PLAN

Providenciales
 Turks & Caicos Islands B.W.I.
 Cell: (649) 246-2583
 Cell: (649) 242-2583
 Email: info@dameko.com
 Facebook: Conceptual Arch.&Des



Drawn by: DAMEKO DEAN
 Checked by: DAMEKO DEAN
 Date: 02 September, 202
 Scale: 1/8" = 1'-0"
 Sheet Number
04
 Project number:

The design, ideas, arrangements, and plans shown on this drawing are owned by and the property of Conceptual Architecture & Design. None of such ideas, designs, arrangements, or plans shall be used by or disclosed to any person, firm or corporation for any purpose without the written consent of Conceptual Architecture & Design. Writers dimensions on the drawing shall take precedence over scaled dimensions. Contractors shall verify and be responsible for all dimensions and conditions on the job and this office must be notified of any variations from the dimensions and conditions indicated.



1 ROOF PLAN
1/2" = 1'-0"



REVISIONS		
No.	Description	Date

Consultant
Address
Address
Phone
Fax
e-mail
Consultant
Address
Address
Phone
Fax
e-mail

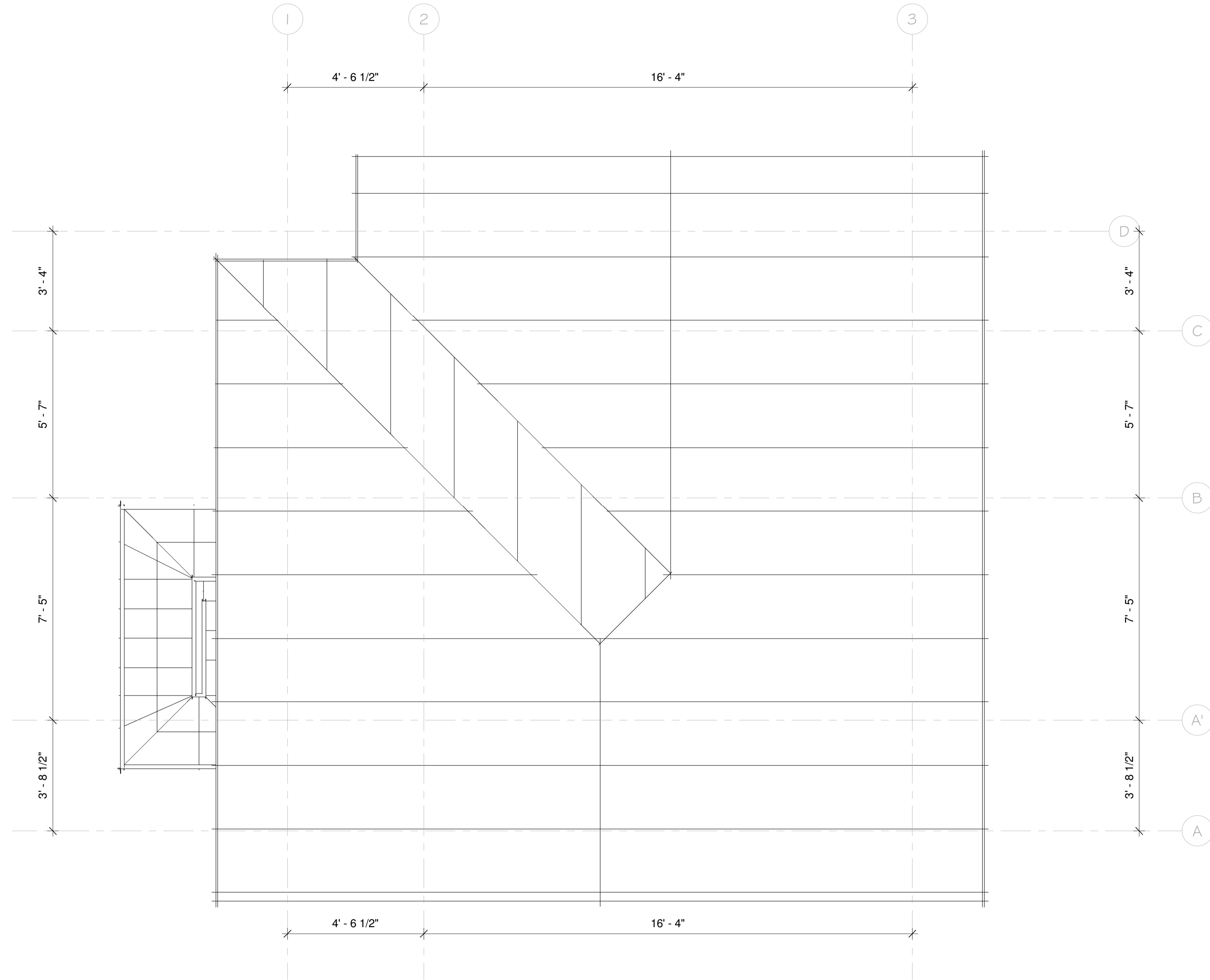
DAMEKO DEAN
CHALK SOUND, PROVIDENCIALES 60400/249
ROOF PLAN

Providenciales
Turks & Caicos Islands B.W.I.
Cell: (649) 246-2583
Fax: (649) 246-2583
dameko.dean@gmail.com
Facebook: Conceptual Arch. & Des.



Drawn by: DAMEKO DEAN
Checked by: DAMEKO DEAN
Date: 02 September, 202
Scale: 1/8" = 1'-0"
Sheet Number
05
Project number:

The design, ideas, arrangements, and plans shown on this drawing are owned by and the property of Conceptual Architecture & Design. Written dimensions on the drawing shall take precedence over scaled dimensions. Contractors shall verify and be responsible for all dimensions and conditions on the job and the office must be notified of any variations from the dimensions and conditions indicated.



1 ROOF FRAME PLAN
1/2" = 1'-0"

REVISIONS		
No.	Description	Date

Consultant
Address
Phone
Fax
e-mail
Consultant
Address
Phone
Fax
e-mail

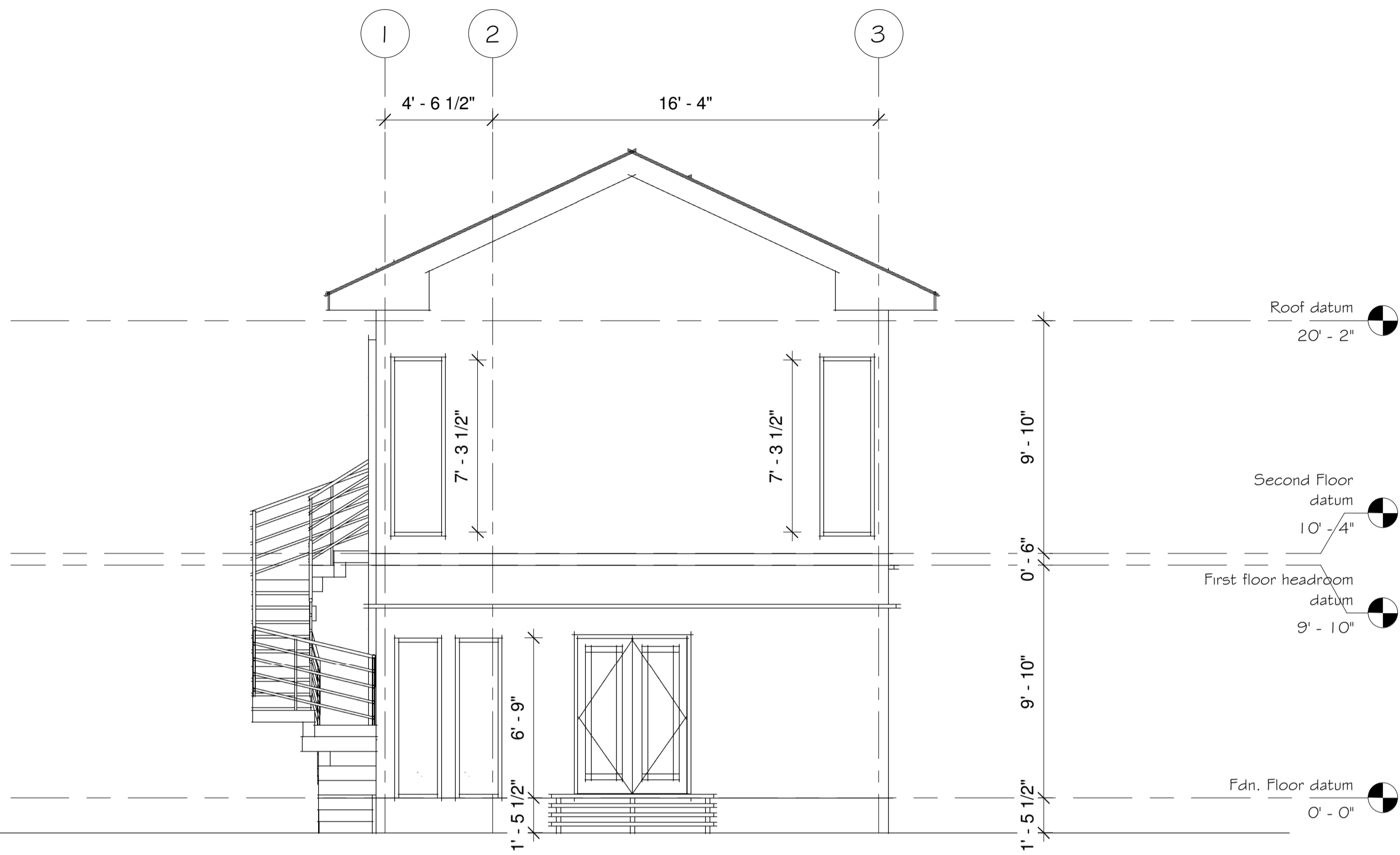
DAMEKO DEAN
CHALK SOUND, PROVIDENCIALES 60400/249
FLOOR FRAME PLAN

Providenciales
Turks & Caicos Islands B.W.I.
Cell: (649) 246-2983
Fax: (649) 246-2983
dameko.dean@gmail.com
Facebook: Conceptual Arch. & Design

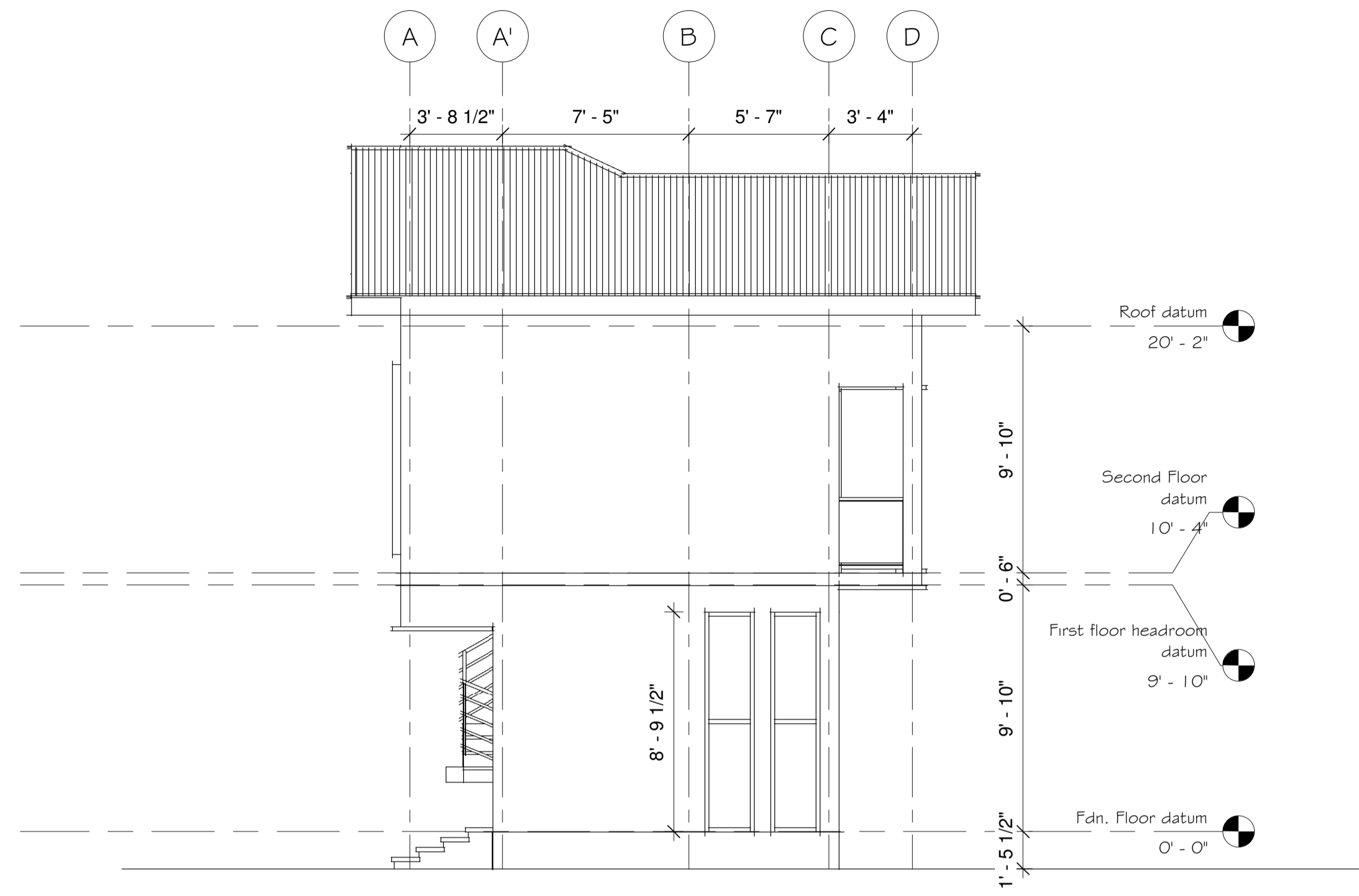


Drawn by DAMEKO DEAN
Checked by DAMEKO DEAN
Date: 02 September, 202
Scale: 1/8" = 1'-0"
Sheet Number
06
Project number:

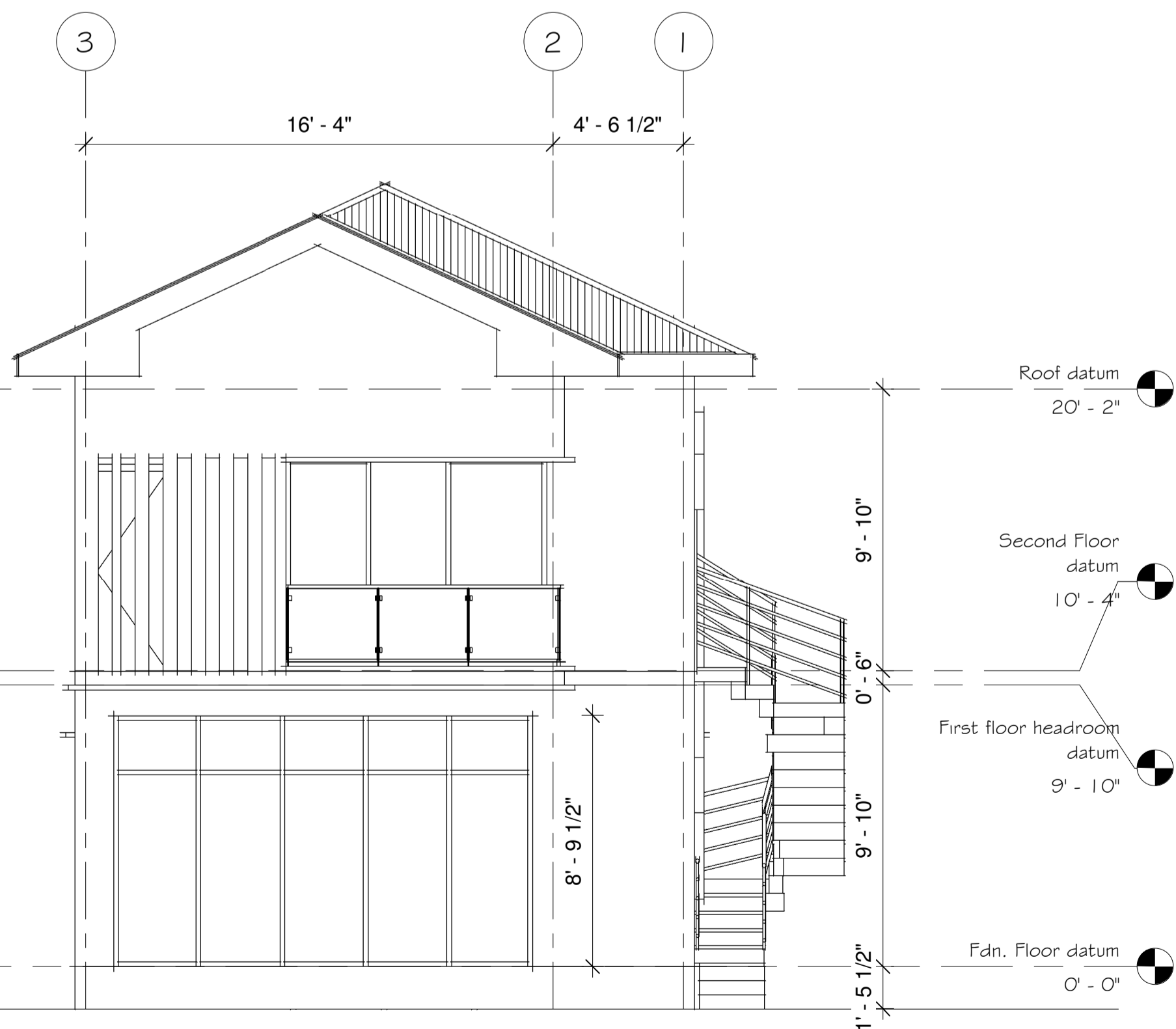
The design, ideas, arrangements, and plans shown on this drawing are owned by and the property of Conceptual Architecture & Design. No part of this drawing may be used by or disclosed to any person, firm or corporation for any purpose without the written consent of Conceptual Architecture & Design. Writers dimensions on this drawing shall take precedence over scaled dimensions. Contractors shall verify and be responsible for all dimensions and conditions on the job and this office must be notified of any variations from the dimensions and conditions indicated.



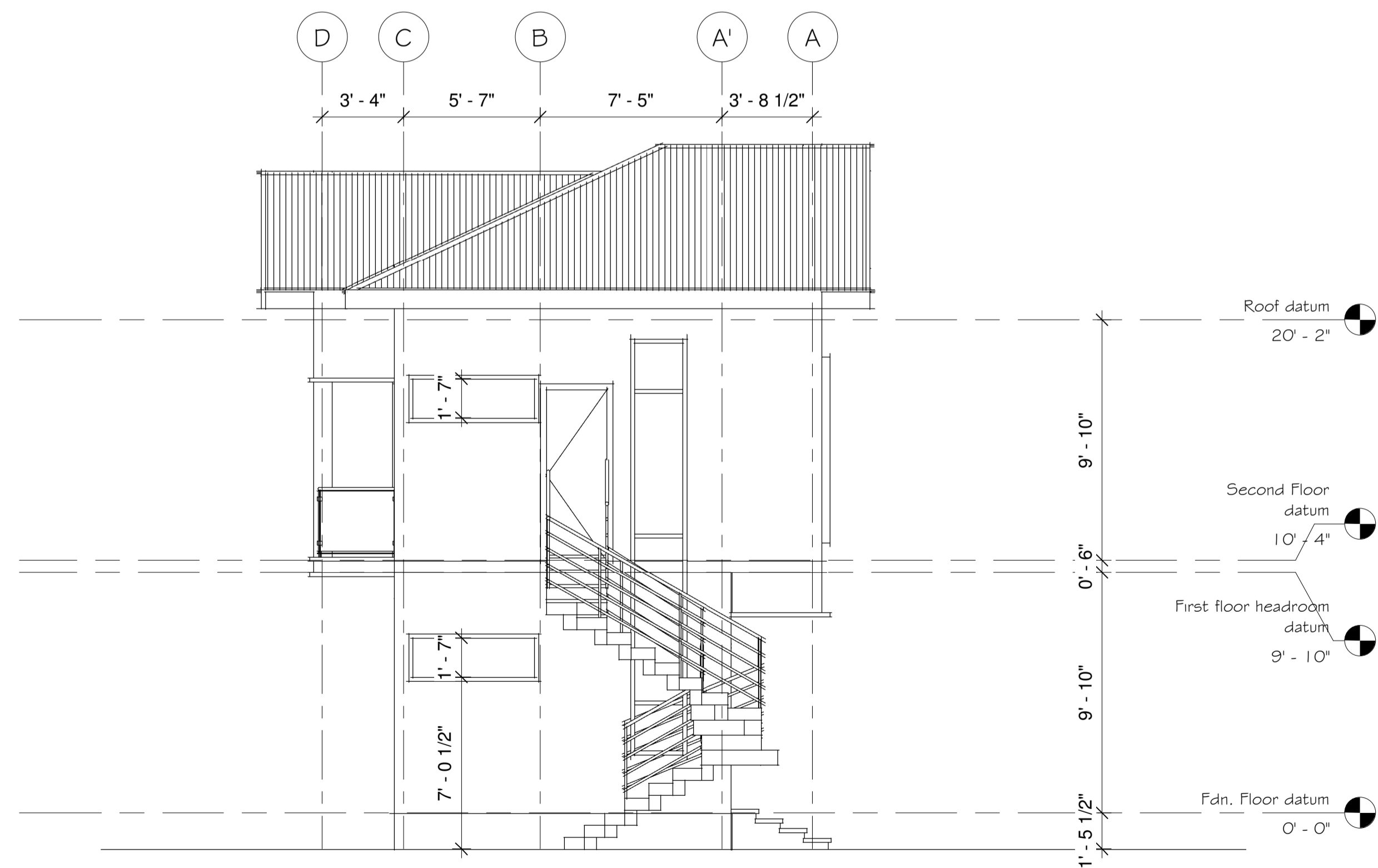
1 APPROACH ELEVATION
1/4" = 1'-0"



3 LEFT SIDE ELEVATION
1/4" = 1'-0"



2 REAR ELEVATION
1/4" = 1'-0"



4 RIGHT SIDE ELEVATION
1/4" = 1'-0"

REVISIONS		
No.	Description	Date

Consultant
Address
Phone
Fax
e-mail
Consultant
Address
Phone
Fax
e-mail

DAMEKO DEAN
CHALK SOUND, PROVIDENCIALES 60400/249
ELEVATIONS

Providenciales
Turks & Caicos Islands B.W.I.
Cell: (649) 246-2583
Cell: (649) 342-4272
Email: info@dameko.com
Facebook: Conceptual Arch. & De.



Drawn by: DAMEKO DEAN
Checked by: DAMEKO DEAN
Date: 02 September, 202
Scale: 1/8" = 1'-0"
Sheet Number
07
Project number

The design, ideas, arrangements, and plans shown on this drawing are owned by and the property of Conceptual Architecture/Design. None of such ideas, designs, arrangements, or plans shall be used by or disclosed to any person, firm or corporation for any purpose without the written permission of Conceptual Architecture/Design. Written dimensions on the drawing shall take precedence over scaled dimensions. Contractors shall verify and be responsible for all dimensions and conditions on the job and this office must be notified of any variations from the drawing.




REVISIONS		
No.	Description	Date

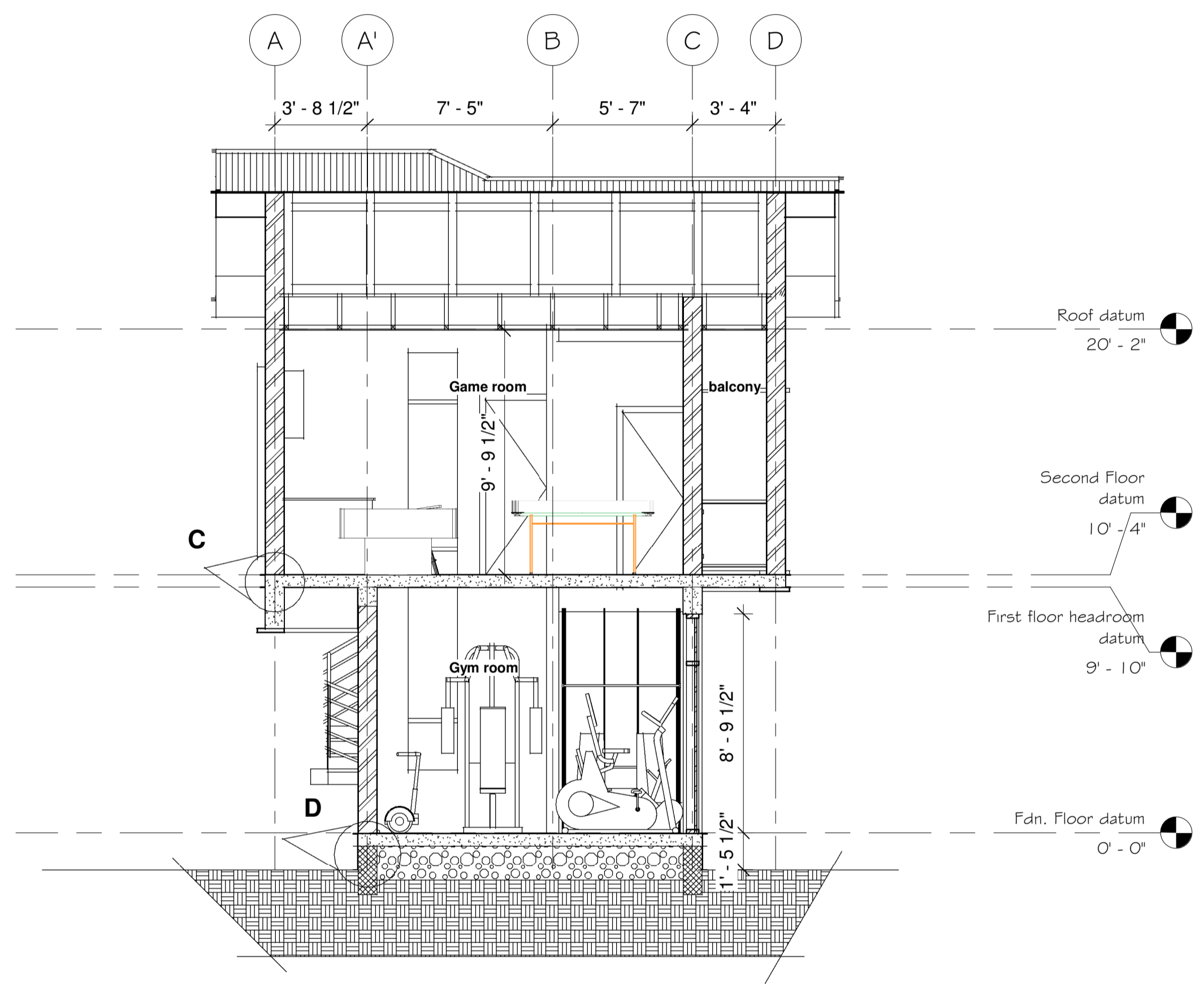
Consultant
Address
Address
Phone
Fax
e-mail
Consultant
Address
Address
Phone
Fax
e-mail

DAMEKO DEAN
CHALK SOUND, PROVIDENCIALES 60400/249
SECTIONS

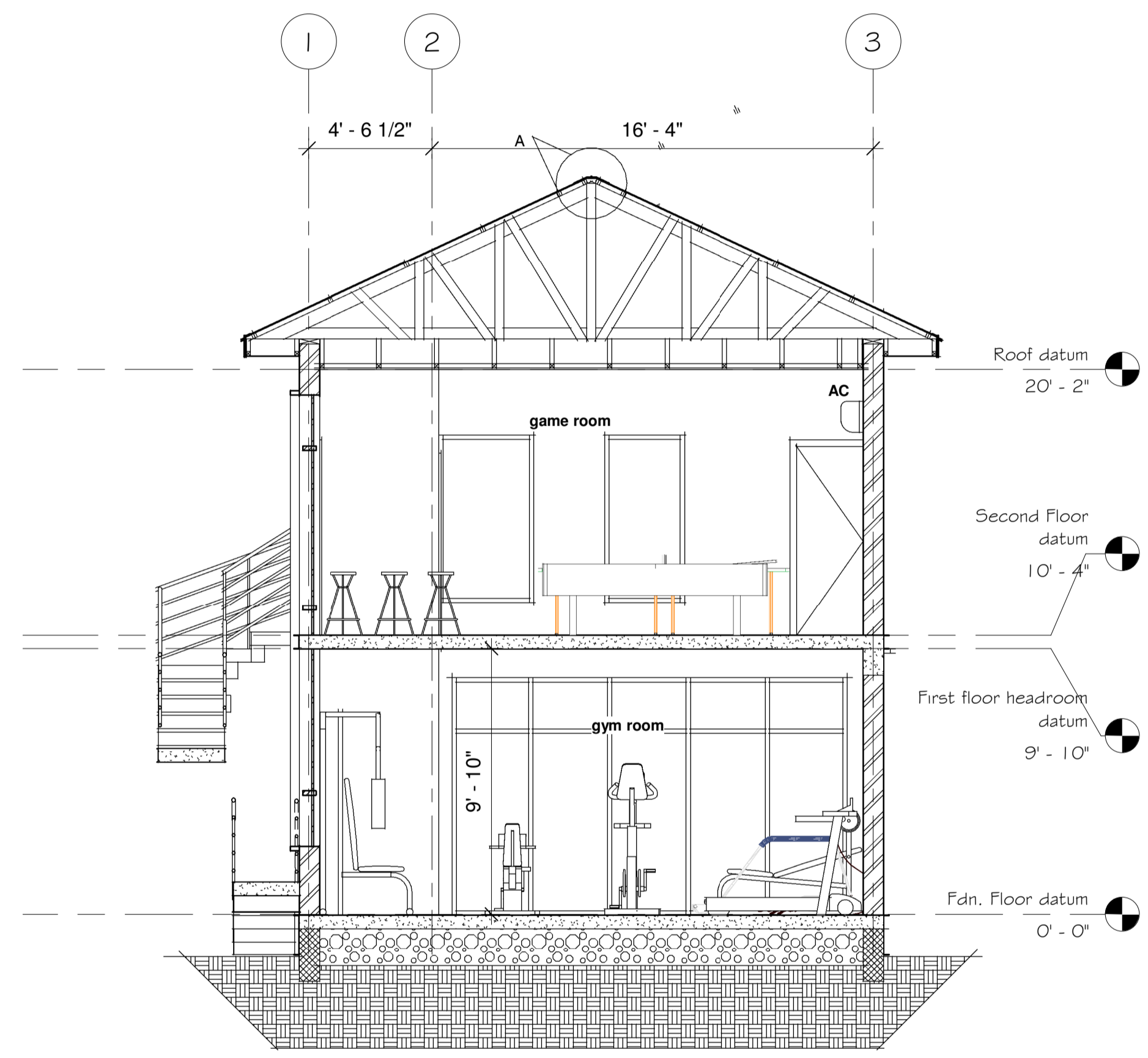
Providenciales
Turks & Caicos Islands B.W.I.
Cell: (649) 246-2583
Fax: (649) 322-4272
www.dameko.com
Facebook: Conceptual Arch.&Des.



Drawn by: DAMEKO DEAN
Checked by: DAMEKO DEAN
Date: 02 September, 2021
Scale: 1/8" = 1'-0"
Sheet Number
08
Project number:

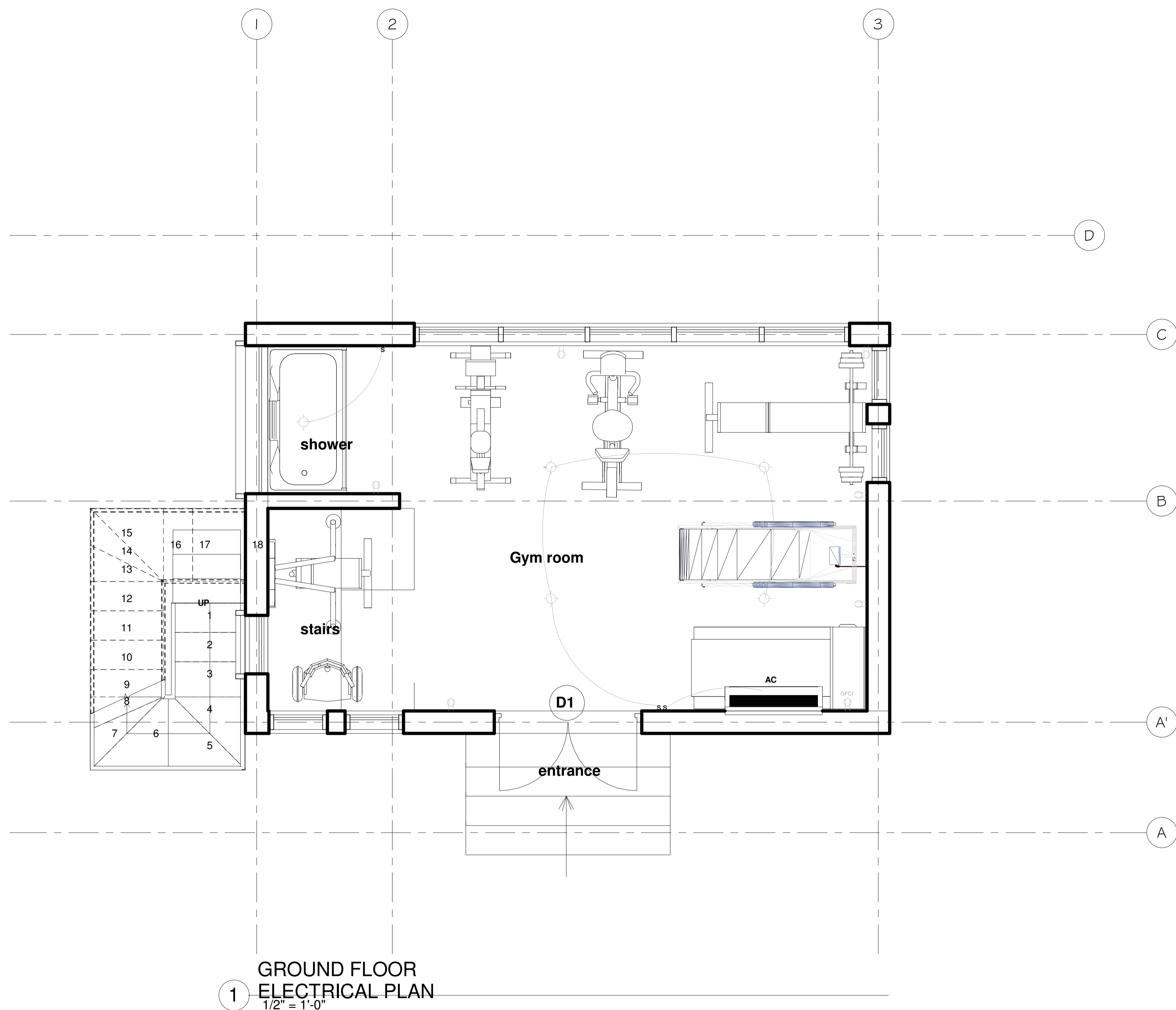


1 SECTION A-A
1/4" = 1'-0"



2 SECTION B-B
1/4" = 1'-0"

The design, ideas, arrangements, and plans shown on this drawing are owned by and the property of Conceptual Architecture & Design. None of such ideas, designs, arrangements, or plans shall be used by or disclosed to any person, firm or corporation for any purpose without the written permission of Conceptual Architecture & Design. Within dimensions on the drawing shall take precedence over scaled dimensions. Consultants shall verify and be responsible for all dimensions and conditions on the job and this office must be notified of any variations from the drawing.



1 GROUND FLOOR ELECTRICAL PLAN
1/2" = 1'-0"

ELECTRICAL SYMBOLS LEGEND	
SYMBOL	DESCRIPTION
	110 VOLT OUTLET
	GROUND FAULT PROTECTED OUTLET
	WEATHERPROOF OUTLET
	220 VOLT RECEPTACLE
	FLOOR OUTLET
	CEILING HUNG FIXTURE
	OVERHANG MOUNTED FLOODLIGHTS
	RECESSED CEILING FIXTURE (VERIFY LOCATIONS W/ OWNER)
	FLUORESCENT LIGHT
	SMOKE DETECTOR
	SWITCH
	THREE WAY SWITCH
	FOUR WAY SWITCH
	DIMMER SWITCH
	PILOT SWITCH
	TELEPHONE OUTLET (VERIFY LOCATIONS W/ OWNER)
	TELEVISION OUTLET (VERIFY LOCATIONS W/ OWNER)
	WALL MOUNTED LIGHT FIXTURE
	DOORBELL BUTTON
	THERMOSTAT (VERIFY LOCATIONS)
	CEILING EXHAUST FAN
	CEILING FAN W/ LIGHT
	CEILING EXHAUST FAN W/ LIGHT
	WALL SCONCE



REVISIONS		
No.	Description	Date

Consultant
Address
Phone
Fax
e-mail
Consultant
Address
Phone
Fax
e-mail

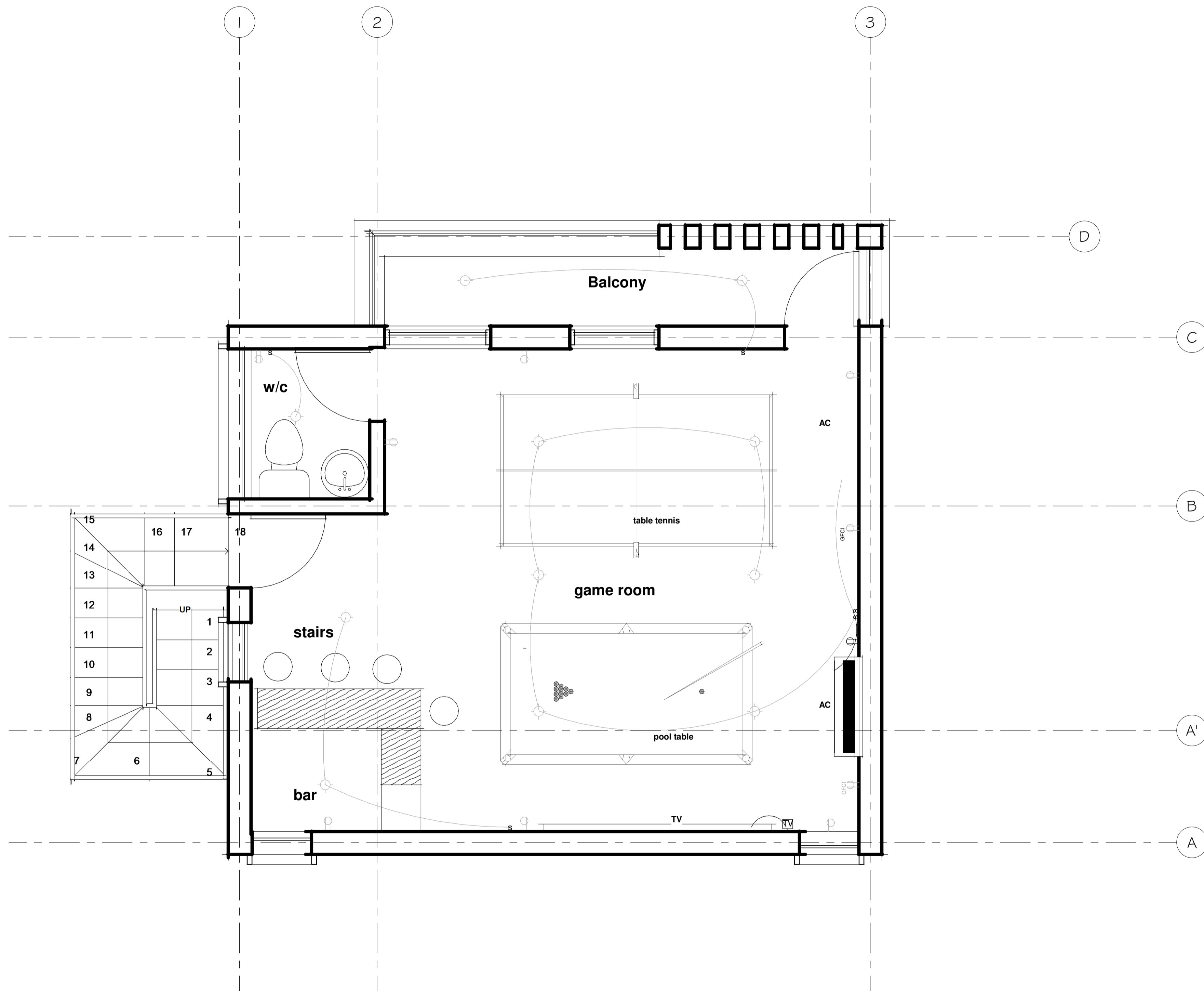
DAMEKO DEAN
CHALK SOUND, PROVIDENCIALES 60400/249
ELECTRICAL PLAN

Providenciales
Turks & Caicos Islands B.W.I.
Cell: (649) 246-2583
Fax: (649) 246-2583
Email: dameko@dmk.com
Facebook: Conceptual Arch.&Des



Drawn by DAMEKO DEAN
Checked by DAMEKO DEAN
Date: 02 September, 202
Scale: 1/8" = 1'-0"
Sheet Number
09
Project number

The design, ideas, arrangements, and plans shown on this drawing are prepared by and the property of Conceptual Architectural Design. None of such ideas, designs, arrangements or plans shall be used by or disclosed to any person, firm or corporation for any purpose without the prior written consent of Conceptual Architectural Design. Contractors shall verify and be responsible for all dimensions and conditions on the job and the office must be notified of any variations from the design, ideas, arrangements, and plans shown on this drawing.



1 UPPER FLOOR ELECTRICAL PLAN
1/2" = 1'-0"

ELECTRICAL SYMBOLS LEGEND	
SYMBOL	DESCRIPTION
	110 VOLT OUTLET
	GROUND FAULT PROTECTED OUTLET
	WEATHERPROOF OUTLET
	220 VOLT RECEPTACLE
	FLOOR OUTLET
	CEILING HUNG FIXTURE
	OVERHANG MOUNTED FLOODLIGHTS
	RECESSED CEILING FIXTURE (VERIFY LOCATIONS W/ OWNER)
	FLUORESCENT LIGHT
	SMOKE DETECTOR
	SWITCH
	THREE WAY SWITCH
	FOUR WAY SWITCH
	DIMMER SWITCH
	PILOT SWITCH
	TELEPHONE OUTLET (VERIFY LOCATIONS W/ OWNER)
	TELEVISION OUTLET (VERIFY LOCATIONS W/ OWNER)
	WALL MOUNTED LIGHT FIXTURE
	DOORBELL BUTTON
	THERMOSTAT (VERIFY LOCATIONS)
	CEILING EXHAUST FAN
	CEILING FAN W/ LIGHT
	CEILING EXHAUST FAN W/ LIGHT
	WALL SCONCE

ELECTRICAL CONTRACTOR TO VERIFY ALL EXISTING SITE CONDITIONS & MAKE ANY NECESSARY ADJUSTMENTS.

SMALLEST WIRE SIZE TO BE 12-2.

ALL WORK SHALL COMPLY WITH THE NATIONAL ELECTRIC CODE & ANY OTHER APPLICABLE REGULATIONS OR CODES, AT THE SITE.

ALL SMOKE DETECTORS TO BE HARD-WIRED TOGETHER WITH BATTERY BACKUP.


CONTRACTOR TO LOCATE PHONE, CABLE, ETC. AS PER OWNER'S SPECIFICATIONS.

REVISIONS		
No.	Description	Date

Consultant
Address
Phone
Fax
e-mail
Consultant
Address
Phone
Fax
e-mail

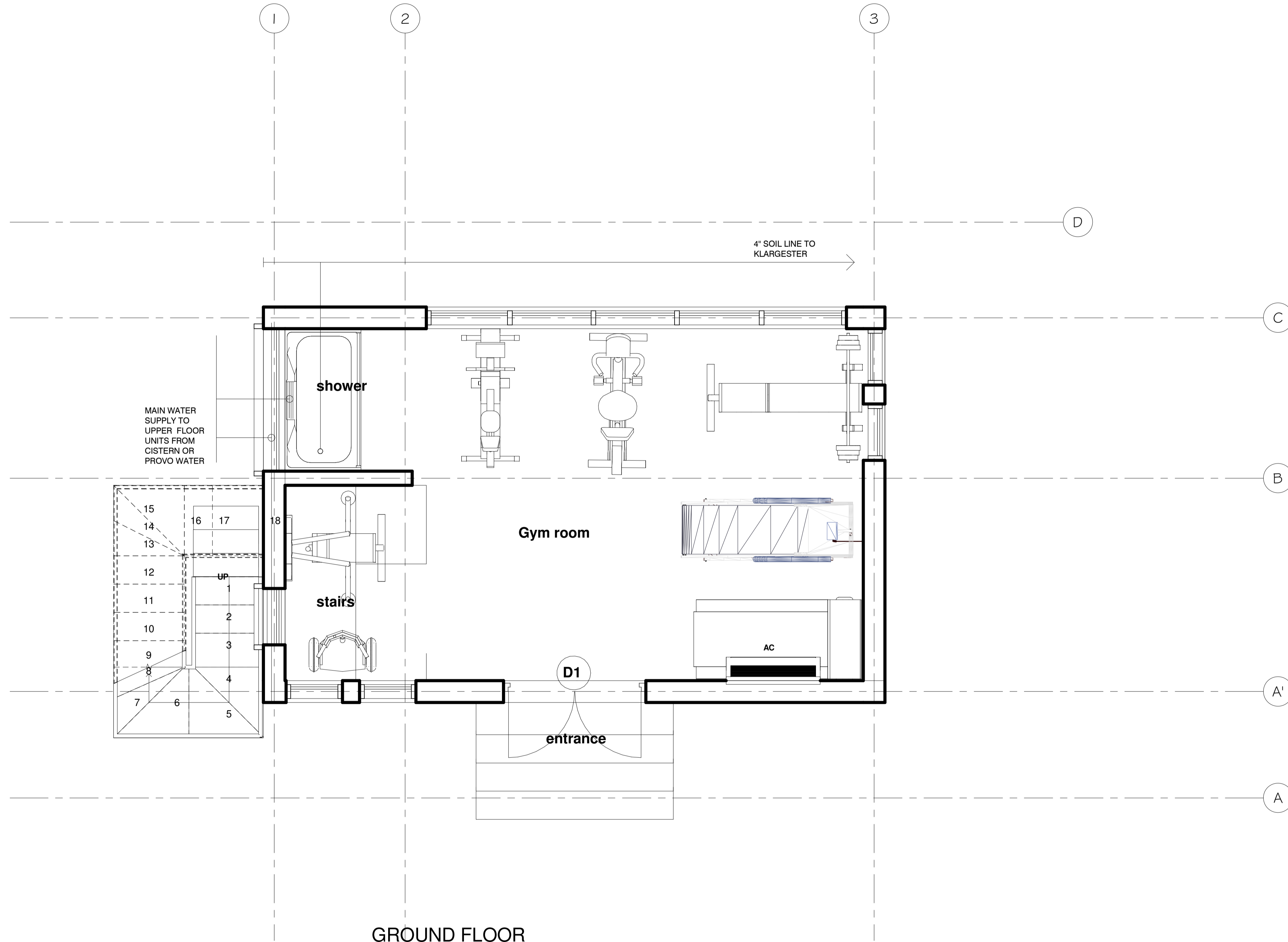
DAMEKO DEAN
CHALK SOUND, PROVIDENCIALES 60400/249
ELECTRICAL PLAN

Providenciales
Turks & Caicos Islands B.W.I.
Cell: (649) 246-2583
Fax: (649) 246-2583
dameko.dean@gmail.com
Facebook: Conceptual Arch.&Design




Drawn by: DAMEKO DEAN
Checked by: DAMEKO DEAN
Date: 02 September, 2021
Scale: 1/8" = 1'-0"
Sheet Number
10
Project number:

The design, ideas, arrangements, and plans shown on this drawing are owned by and the property of Conceptual Architecture & Design. No part of such ideas, designs, arrangements, or plans shall be used by or disclosed to any person, firm or corporation for any purpose without the written consent of Conceptual Architecture & Design. Written dimensions on the drawing shall take precedence over scaled dimensions. Contractors shall verify and be responsible for all dimensions and conditions on the job and these must be noted if any variations from the dimensions and conditions are noted.



1 GROUND FLOOR PLUMBING PLAN
1/2" = 1'-0"




REVISIONS		
No.	Description	Date

Consultant
Address
Address
Phone
Fax
e-mail
Consultant
Address
Address
Phone
Fax
e-mail

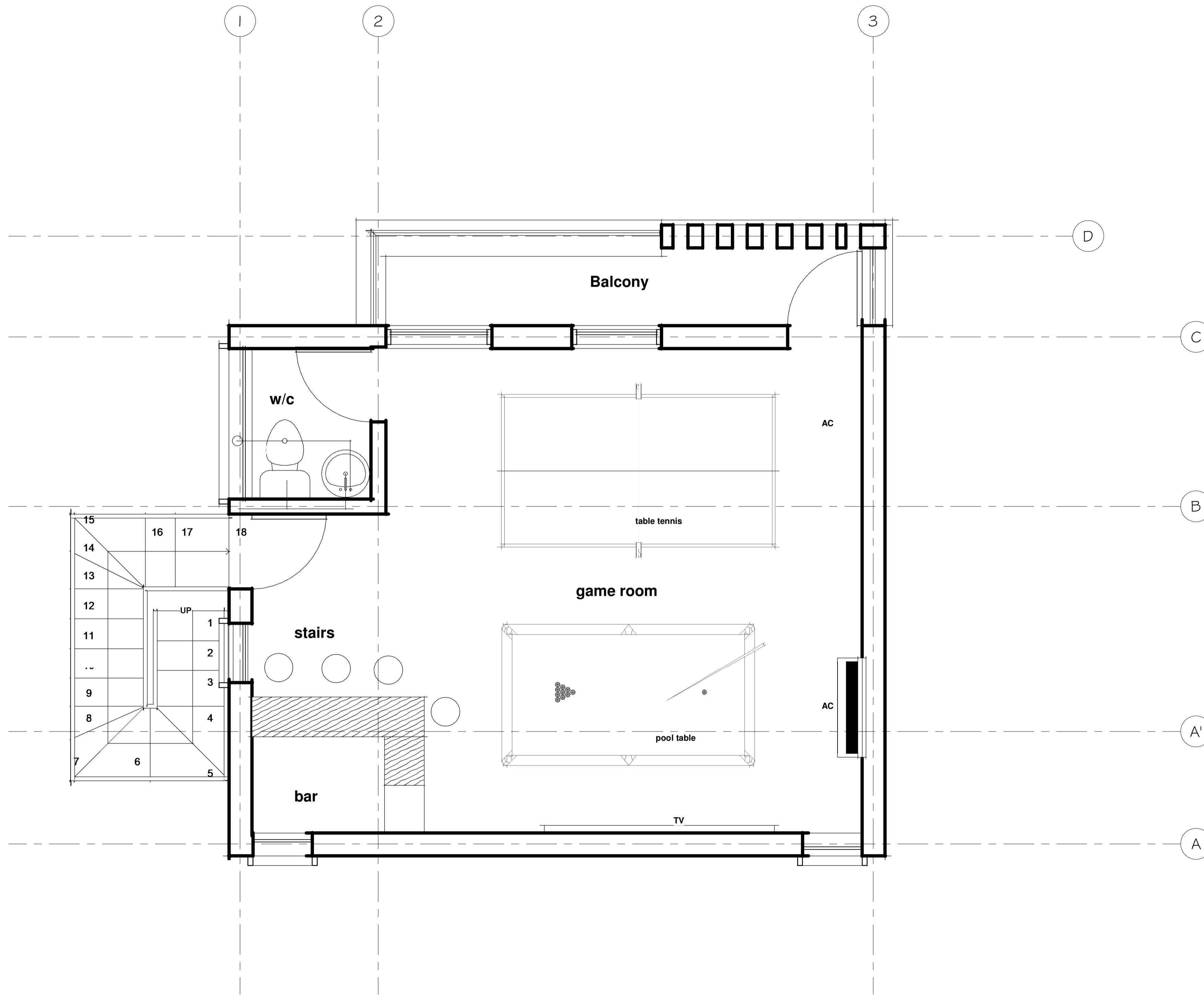
DAMEKO DEAN
CHALK SOUND, PROVIDENCIALES 60400/249
PLUMBING PLANS

Providenciales
Turks & Caicos Islands B.W.I.
Cell: (649) 246-2583
Cell: (649) 322-4272
Email: info@conceptualarch.com
Facebook: Conceptual Arch & Design




Drawn by: DAMEKO DEAN
Checked by: DAMEKO DEAN
Date: 02 September, 202
Scale: 1/8" = 1'-0"
Sheet Number
Project number:

The design, ideas, arrangements, and plans shown on this drawing are owned by and the property of Conceptual Architecture & Design. None of such ideas, designs, arrangements, or plans shall be used by or disclosed to any person, firm or corporation for any purpose without the written permission of Conceptual Architecture & Design. Within dimensions on the drawing shall take precedence over scaled dimensions. Consultants shall verify and be responsible for all dimensions and conditions on the job and this office must be notified of any variations from the information shown on the drawing.



1 UPPER FLOOR PLUMBING
PLAN
1/2" = 1'-0"



REVISIONS		
No.	Description	Date

Consultant
Address
Phone
Fax
e-mail
Consultant
Address
Phone
Fax
e-mail

DAMEKO DEAN
CHALK SOUND, PROVIDENCIALES 60400/249
PLUMBING PLAN

Providenciales
Turks & Caicos Islands, B.W.I.
Cell: (649) 246-2583
Fax: (649) 242-4272
Email: info@conceptualarch.com
Facebook: Conceptual Arch & Design

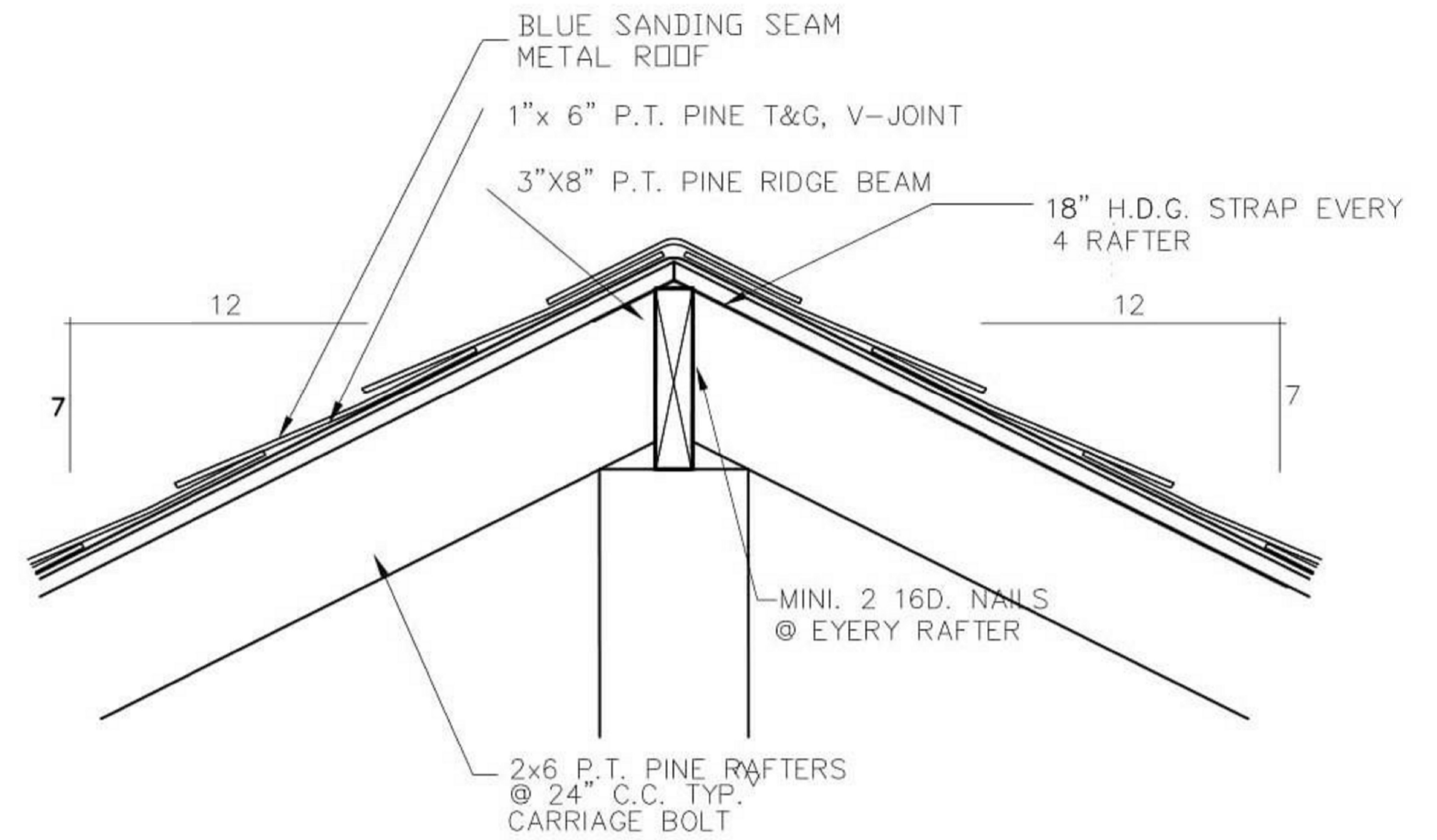


Drawn by: DAMEKO DEAN
Checked by: DAMEKO DEAN
Date: 02 September, 2021
Scale: 1/8" = 1'-0"
Sheet Number
12
Project number:

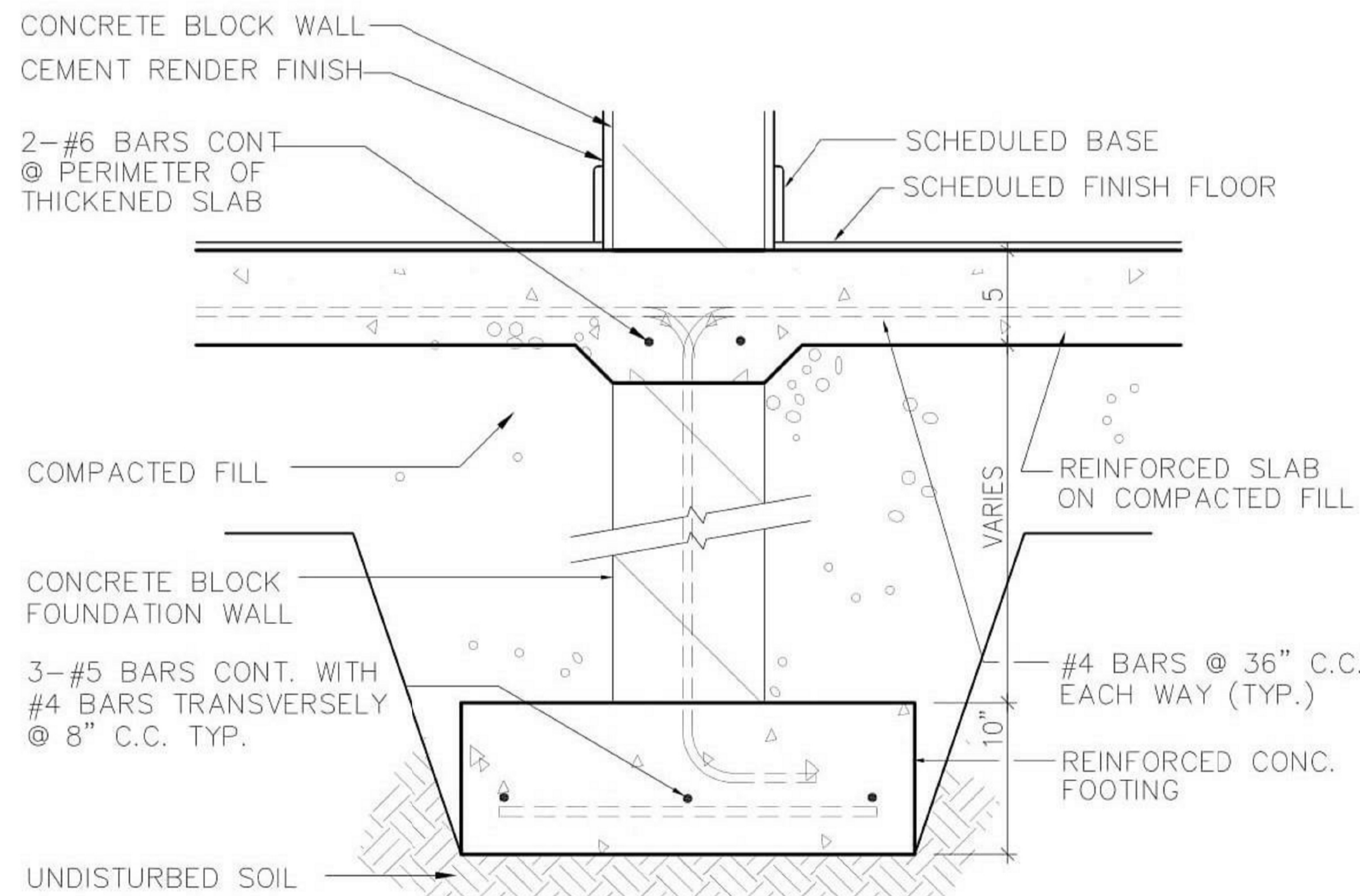
The design, ideas, arrangements, and plans shown on this drawing are owned by and the property of Conceptual Architecture & Design. None of such ideas, designs, arrangements, or plans shall be used by or disclosed to any person, firm or corporation for any purpose without the written permission of Conceptual Architecture & Design. Written dimensions on the drawing shall take precedence over scaled dimensions. Consultants shall verify and be responsible for all dimensions and conditions on the job and this office must be notified of any variations from the original drawings and specifications.

DOOR & WINDOW SCHEDULES

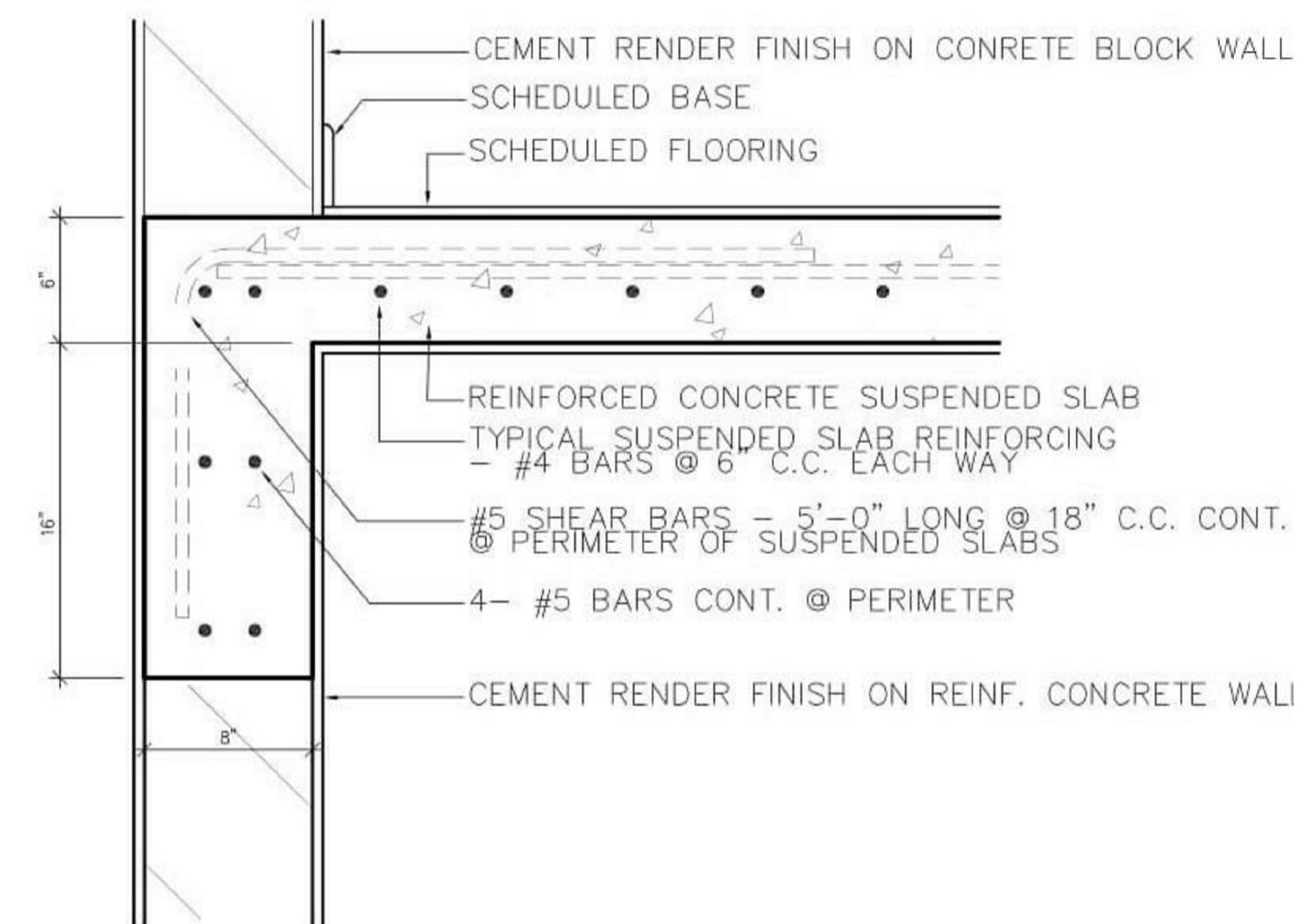
WINDOW TYPE W1	WINDOW TYPE W2	DOOR TYPE D2	DOOR TYPE D1
WINDOW DESCRIPTION ANODIZED ALUMINIUM CASEMENT WINDOW WITH SINGLE PANEL	WINDOW DESCRIPTION ANODIZED ALUMINIUM CASEMENT CURTAIN WALL	DOOR DESCRIPTION Single Leaf Imported Israeli's steel internal door installed with mortise lock & Architrave on both sides	DOOR DESCRIPTION One Fixed, One Swing Leaf Imported Israeli's steel external door installed with mortise lock & Architrave on both sides
No(s) 6	No(s) 12	No(s) 2	No(s) 1



DET. A



DET. B



DET. C



REVISIONS		
No.	Description	Date

Consultant
 Address
 Phone
 Fax
 e-mail
 Consultant
 Address
 Phone
 Fax
 e-mail

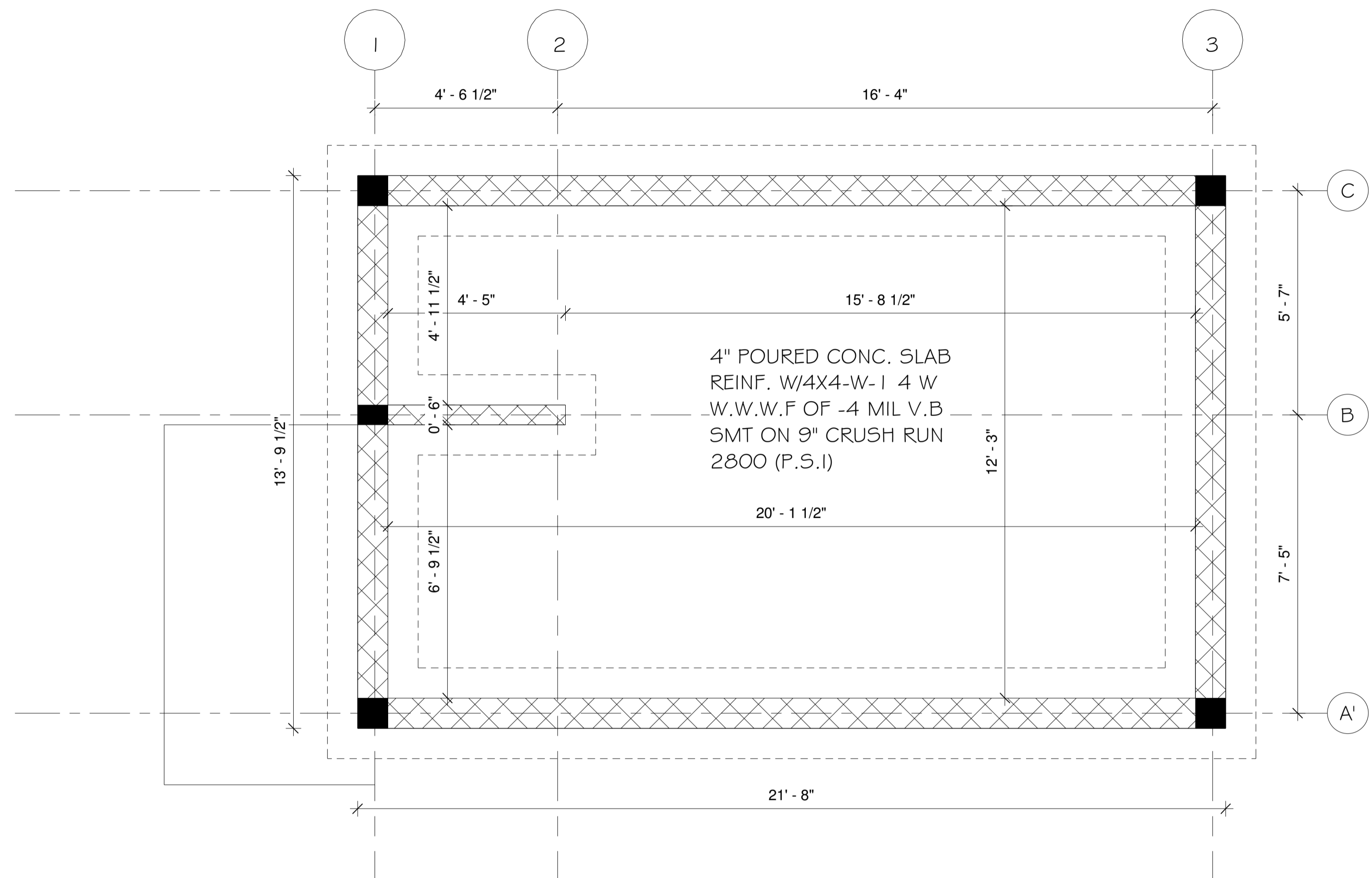
DAMEKO DEAN
 CHALK SOUND, PROVIDENCIALES 60400/249
 DETAILS

Providenciales
 Turks & Caicos Islands B.W.I.
 Cell: (649) 246-2583
 Cell: (649) 322-4272
 Email: info@conceptualarch.com
 Facebook: Conceptual Arch.&DS



Drawn by: DAMEKO DEAN
 Checked by: DAMEKO DEAN
 Date: 02 September, 2022
 Scale: 1/8" = 1'-0"
 Sheet Number
13
 Project number:

The design, ideas, arrangements, and plans shown on this drawing are owned by and the property of Conceptual Architecture & Design. None of such ideas, designs, arrangements, or plans shall be used by or disclosed to any person, firm or corporation for any purpose without the written permission of Conceptual Architecture & Design. Written dimensions on the drawing shall take precedence over scaled dimensions. Contractors shall verify and be responsible for all dimensions and conditions on the job and this office must be notified of any variations from the drawing.



1 FOUNDATION PLAN
1/2" = 1'-0"

FOUNDATION NOTES:

1. OWNER SHALL HAVE ALL FOOTING SIZES VERIFIED BY A LICENSED STRUCTURAL ENGINEER, BASED ON SOILS ANALYSIS AT SITE, PRIOR TO CONSTRUCTION.
2. FOUNDATION SHALL COMPLY WITH ALL APPLICABLE CODES AT SITE.
3. CONTRACTOR SHALL VERIFY ALL SITE CONDITIONS WITH FOUNDATION PLAN AND MAKE NECESSARY ADJUSTMENTS.
4. CONTRACTOR SHALL VERIFY ALL DIMENSIONS AT SITE.
5. CONTRACTOR SHALL BE RESPONSIBLE FOR PROVIDING PROPER DRAINAGE AT SITE.
6. GLUE ALL STUR-DI-FLOL PLYWOOD TO FLOOR FRAMING AND NAIL SECURELY W/ RING-SHANK NAILS.
7. ALL FOUNDATION DETAILS ARE TYPICAL. SOME VARIATIONS MAY OCCUR. CONTRACTOR TO MAKE NECESSARY ADJUSTMENTS AT SITE.




REVISIONS		
No.	Description	Date

Consultant
Address
Address
Phone
Fax
e-mail
Consultant
Address
Address
Phone
Fax
e-mail

DAMEKO DEAN
CHALK SOUND, PROVIDENCIALES 60400/249
FOUNDATION PLAN

Providenciales
Turks & Caicos Islands B.W.I.
Cell: (649) 246-2583
Cell: (649) 346-4272
Cell: (649) 346-4272
Email: info@conceptualarch.com
Facebook: Conceptual Arch.&Des



Drawn by: DAMEKO DEAN
Checked by: DAMEKO DEAN
Date: 02 September, 202
Scale: 1/8" = 1'-0"
Sheet Number
14
Project number:

The design, ideas, arrangements, and plans shown on this drawing are owned by and the property of Conceptual Architecture & Design. None of such ideas, designs, arrangements, or plans shall be used by or disclosed to any person, firm or corporation for any purpose without the written permission of Conceptual Architecture & Design. Contractors shall verify and be responsible for all dimensions and conditions on the job and files office must be notified of any variations from the drawing. Scale: 1/8" = 1'-0"